City of Northville, Michigan
FY2024 Annual Budget
and
Five Year Plan (2023 – 2027)

Brian Turnbull, Mayor

Barbara Moroski-Browne, Mayor Pro Tem

Council Members
John Carter
Andrew Krenz
Marilyn Price

CITY OF NORTHVILLE, MICHIGAN

FISCAL YEAR 2024 ANNUAL BUDGET
and
FIVE YEAR PLAN (2023 - 2027)

Brian Turnbull, Mayor

Barbara Moroski-Browne, Mayor Pro Tem

Council Members
John Carter
Andrew Krenz
Marilyn Price

City Administration

George Lahanas, City Manager
Sandi Wiktorowski, Finance Director/Treasurer
Mike Smith, City Clerk
Al Maciag, Police Chief
Matt Samhat, Fire Chief
Mike Domine, Director of Public Works
Jolyn Gismonde, Housing Director
Lori Ward, Downtown Development Authority Director

City of Northville
Fiscal Year 2024 Annual Budget
And Five Year Plan – 2023 through 2027

TABLE OF CONTENTS

SECTION I - OVERVIEW

BUDGET MESSAGE ..... I - 1
BUDGET PROCESS ..... I - 14
BUDGET SCHEDULE ..... I - 15
BUDGET DISCUSSION SCHEDULE ..... I - 16
CITY COUNCIL GOALS & OBJECTIVES ..... I - 17

SECTION II – GENERAL FUND BUDGET

GENERAL FUND SUMMARY ..... II - 1
REVENUES ..... II - 6
CITY COUNCIL ..... II - 16
CITY MANAGER'S OFFICE ..... II - 20
COMMUNICATIONS ..... II - 22
CITY CLERK ..... II - 25
TECHNOLOGY ..... II - 28
FINANCE & ADMINISTRATIVE SERVICES ..... II - 30
TAX & ASSESSING SERVICES ..... II - 33
ELECTIONS ..... II - 36
CITY HALL BUILDINGS & GROUNDS ..... II - 40
CITY ATTORNEY ..... II - 42
INSURANCE & CENTRAL SUPPLIES ..... II - 44
POLICE DEPARTMENT ..... II - 46
FIRE DEPARTMENT ..... II - 56
PLANNING, ZONING & INSPECTION SERVICES ..... II - 62
DEPARTMENT OF PUBLIC WORKS ..... II - 67
SHARED SERVICES ..... II - 74
DEBT SERVICE ..... II - 76
CONTRIBUTIONS TO OTHER FUNDS & CONTINGENCY ..... II - 78

City of Northville
Fiscal Year 2024 Annual Budget
And Five Year Plan – 2023 through 2027

SECTION III – SPECIAL REVENUE FUNDS

SUSTAINABILITY REVOLVING FUND ..... III - 1
MAJOR STREETS FUND ..... III - 4
LOCAL STREETS FUND III-11
STREET, DRAINAGE & SIDEWALK IMPROVEMENT FUND ..... III - 17
PARKING FUND ..... III - 22
HOUSING COMMISSION FUND ..... III - 26

SECTION IV – ENTERPRISE FUNDS

REFUSE & RECYCLING FUND ..... IV - 1
WATER & SEWER FUND ..... IV - 8

SECTION V – DEBT SERVICE FUNDS

DEBT MANAGEMENT PROGRAM (FINANCING ACTIVITY) ..... V - 1
BOND PRINCIPAL AND INTEREST REQUIREMENTS ..... V - 3
INSTALLMENT PURCHASES, LOANS & OTHER COMMITMENTS ..... V - 4
DOWNTOWN DEVELOPMENT AUTHORITY DEBT SERVICE FUND ..... V - 5
HOUSING DEBT SERVICE FUND ..... V - 8
STREET BOND DEBT RETIREMENT FUND ..... V - 10

SECTION VI – CAPITAL PROJECT FUNDS

FIRE EQUIPMENT REPLACEMENT FUND ..... VI - 1
POLICE EQUIPMENT REPLACEMENT FUND ..... VI - 4
HOUSING COMMISSION CAPITAL OUTLAY FUND ..... VI – 7
PUBLIC IMPROVEMENT FUND ..... VI – 10

City of Northville
Fiscal Year 2024 Annual Budget
And Five Year Plan – 2023 through 2027

SECTION VII – INTERNAL SERVICE FUND

EQUIPMENT FUND ..... VII - 1

SECTION VIII – COMPONENT UNITS

BROWNFIELD REDEVELOPMENT AUTHORITY ..... VIII - 1
DOWNTOWN DEVELOPMENT AUTHORITY ..... VIII - 8

SECTION IX – SIX YEAR CAPITAL IMPROVEMENT PROGRAM

CAPITAL IMPROVEMENT PLAN ..... IX - 1
FIRE EQUIPMENT REPLACEMENT FUND 20 YEAR PLAN ..... IX - 23
POLICE EQUIPMENT REPLACEMENT FUND 20 YEAR PLAN ..... IX - 31

SECTION I

OVERVIEW

The section provides the reader with details of the process by which the fiscal year 2024 budget for the City of Northville is created and adopted. This section includes the City Manager's budget message, a description of the budget process, a schedule of key dates in the preparation and presentation of the budget, notices of availability and public hearing, and the resolution by City Council to adopt the budget.

City of Northville
Fiscal Year 2024 Budget Message

April 3, 2023

Honorable Mayor and City Council Members:

Transmitted herewith is the proposed FY2024 City of Northville Annual Budget. The proposed budget is part of a five-year plan which projects the current year budget and forecasts future revenues and expenditures three years beyond the proposed fiscal year. By utilizing the five-year model, the City is able to effectively manage resources to balance operations and capital needs. A tradition has been established to submit a balanced and realistic budget within the goals, objectives and priorities established by the City Council. This year is no exception.

Establishing annual City Council goals typically begins in January each year and is finalized in February or March. However, due to the transition of the City Manager position, this process has been delayed. A new process is in development which will guide a new goal setting process this year. Therefore, the goals are not included in this document currently. However, a high priority goal has been long-term financial stability for many years. That goal is represented throughout this budget document.

FY2024 Budget Highlights

The "Summary – All City Funds – Expenditures" graph on page I-13 shows the level of activity of the City's 19 funds in relation to each other. The three largest funds are the General Fund (40%), Water & Sewer Fund (18%) and the Public Improvement Fund (10%).

Personnel Costs:

A City is a service-oriented organization. Personnel costs are, therefore, the largest category of expenditure. One of the largest components of personnel costs is providing healthcare for active employees. Personnel costs entity-wide total almost $6.4 million in FY2024.

All four labor contracts are set to expire on December 31, 2024. Employee's cost-sharing of the medical premiums and health savings accounts (HSA) continues to be 20% to comply with the State of Michigan Publicly Funded Health Insurance Contribution Act. Dental and vision benefits remain 100% City-paid. Staff reviews policies annually to determine if a change is warranted. For calendar year 2023, the premium cost of the active's health insurance increased 7.7%.

Legacy Costs:

Pension Plan: The City of Northville, like many local governments, is facing an underfunding of its pension obligations. The City has closed all of its pension funds, which means new hires are no longer added to the system; but the City is obligated to continue to fund the pension system for active or retired employees who were promised benefits. At the time of the most recent actuarial valuation (12/31/21), the pension was underfunded by $3 million. This represents a funded ratio of 86%. As of the December 31, 2021, there were 3 active members, 7 vested former members, and 65 retirees and beneficiaries.

The next valuation is expected in June 2023 with a measurement date of December 31, 2022. The required annual contribution for FY2024 is $1,373,016. An additional contribution from the General Fund for $350,000 is included in the budget. The funded ratio is expected to decline due to investment losses in 2022.

OPEB: Other Post-Employment Benefits (OPEB) refers to retiree healthcare benefits. The City no longer offers this benefit to new employees, but it is obligated to fund the benefits promised to employees hired over many years. The December 31, 2022 valuation of the OPEB plan reported a funded ratio of 115%. There are currently 72 retirees and spouses and 10 eligible actives in the retiree healthcare plan. Since the plan is overfunded, retiree healthcare benefits are now being paid from the plan. Those costs are estimated to be approximately $640,000 in FY24 and results in a direct savings to various funds within the City.

Strategic Financial Plan:

In March 2022, City Council kicked off the first of three planned workshops to assist with the strategic prioritization of the recommendations from the Farmers Market Task Force, the Ford Field Task Force, the River Walk Task Force, the Mobility Network, and the Sustainability Team. Vettraino Consulting and Double Haul Solutions assisted City administration and City Council with this strategic planning process.

In April 2022, staff and City Council finalized a project list for public feedback. There was a total of 52 items identified. Eleven project opportunities were placed in the “Assign for Review/Recommendations/Action” category. These projects were deemed to be more administrative in nature. Twelve projects were put into a “Project Parking Lot” for further review and analysis due to their complexity

and financial requirements. Nine projects were identified and presented to the community for priority scoring. That survey received 947 respondents. 50% of the survey responses were residents. The results of all respondents are ranked below.

1. Secure Site for Farmers' Market
2. Public Restrooms at Ford Field
3. Riverwalk Segment #3: Northville Downs River Daylighting
4. Riverwalk Segment #1: Ford Field East to S. Main Street
5. Indoor Farmers' Market / Event Venue
6. Riverwalk Segment #2: S. Main Street to Beal Street
7. Fort Griswold Playground Replacement
8. Replace Ford Field Stairway with ADA Accessible and Safe Entry
9. Highly Visible Ford Field "Gateway" Near Downtown

The conclusion from the consultant's report stated "The City has made great progress in identifying strategic priorities/projects. To be effective, it is important the city council ensure that the city (the city council, the city administration, and any volunteer groups) are all working from the same strategic play book. A disjointed approach to implementing these priorities/projects risks not only wasted effort, but loss of financial opportunity due to competing interests. The city should speak and act with one voice guided by city council adopted priorities informed by the data found within. The next step towards this outcome is for the policy makers to clearly designate its commitment to fund the future priorities/projects."

Considering the challenges facing the City with balancing limited resources and many opportunities, the City has partnered with the team of Vettraino Consulting and Municipal Analytics to prepare a comprehensive financial analysis of citywide capital and operational needs and develop a strategic financial plan. This effort would result in both a quantitative and qualitative evaluation to support the City's efforts to deliver municipal services and maintain financial stability. It is anticipated that the data analyzed will be summarized and presented to City Council for review and discussion in May 2023.

General Fund: The FY2024 General Fund budget is a balanced budget and is summarized below.

Property Taxes: The primary source of General Fund revenue is property taxes at 68% of total revenue as shown on page II-3. Property tax revenue is impacted most significantly by the annual inflation rate used in determining Taxable Value. Each October, the Michigan Department of Treasury announces the Inflation Rate Multiplier (IRM) that is applied by each municipality. For 2023, the IRM was an increase of 5.0%. For comparison, the IRM for 2022 was an increase of 3.3%.

The taxable value of the City, net of DDA, increased 7.3% from the 2022 to 2023 tax year. The 2023 taxable value, confirmed by the March Board of Review, is 479,270,131 (net of 31,926,577 in DDA tax capture). The increase in taxable value was $34.2 million. Approximately $8.8 million of that increase was due to new construction. Real property increased 7.4% and personal property remained consistent with the prior year. The taxable value increase will provide an additional $426,000 in general operating tax revenue. Assessed value of the City increased 7.6% from the prior year.

The Charter of the City of Northville provides for a maximum property tax levy of 20 mills. This millage limitation is split between a general operating levy maximum of 18.0800 mills and a dedicated levy of 1.9200 mills for streets, drainage and sidewalk improvements. Due to the limitations imposed by the Headlee Amendment to the Michigan Constitution, the maximum general operating levy currently permitted is 13.0182.

State Shared Revenue: Historically, State Shared Revenue was comprised of two components: Constitutional and Statutory. Constitutional State Shared Revenue is budgeted based upon 2020 Census data and distribution rates received from the State of Michigan in March 2023. The State of Michigan Legislature enacted the current formula for allocating state shared sales tax revenue in December 1998. The amount projected for FY2024 is based on the current information provided by the State of Michigan. However, the State's budget is not finalized. Therefore, projected amounts will change. This portion continues to be a stable revenue source for the City.

The City also receives City, Village, Township (CVT) Revenue Sharing. To qualify, eligible municipalities must meet best practices in the category of accountability and transparency which includes publishing a Citizen's Guide, a Performance Dashboard, a Debt Service Report, and a Projected Budget Report. All four of these reports are available on the City's website. The total FY2024 budgeted CVT revenue sharing is expected to increase 9% over the prior year.

Police Services: The Police Department provides a twenty-four hour a day patrol, using a minimum of two, one-officer patrol units. The Police Department is fully accredited through the Michigan Association of Chief of Police Law Enforcement Accreditation Program. The proposed budget assumes the continuation of twelve-hour shifts which began in 2017. Dispatch and lockup services will continue to be contracted with Northville Township. The department currently has thirteen sworn officers budgeted. The proposed budget.

The department has been requested by Northville Public Schools to partner in adding an officer to serve as a school resource officer. The proposed fiscal year costs would be covered 100% by a grant awarded to the school district. Starting with fiscal year 2025, the City would be responsible for 50% of the ongoing costs. The proposed new position would work on departmental tasks during non-school hours/days. The officer would be assigned to Hillside Middle School but have responsibilities at all public schools within the city limits.

The City continues to partner with Plymouth, Northville Township and the Northville Youth Network for an embedded Police Clinician to assist with situations such as mental health emergencies, families in need of mental health assistance, persons who need mental health or addiction related care, etc. The Police Chief is currently training his dog to be a therapy dog for the department.

Fire Services: Since January 1, 2012, the City of Northville has been providing professional fire prevention, fire suppression and emergency medical services to the City of Plymouth. That agreement was recently renewed for another twelve years. Costs are reimbursed by the City of Plymouth based upon a pro-rata share of runs in the prior calendar year. For FY2024, Northville's share is 37% which is down one percent from the prior year.

Parks, Recreation, and Senior Services: As of January 1, 2018, the administration of this department transferred from the City to Northville Township. The City's share of the costs for these shared services increased from 15.8% to 15.9% and is recalculated annually based upon taxable values and populations of both communities.

Planning, Zoning & Inspection Services: Since the Downs development has not been approved, additional activity related is not included in the budget.

Technology: Replacement of the network servers, desktop computers, and copy machines is planned.

Transfers to Other Funds: Annually, the General Fund transfers funds to the Fire Equipment Replacement Fund, the Police Equipment Replacement Fund, and the Public Improvement Fund to add to the reserves for future police, fire, and technology purchases. An additional contribution of $300,000 into the pension plan is proposed for FY2024 and the following year to increase the funded ratio.

Special Revenue Funds: The City budgets for transactions in which the funding source is legally restricted to be spent for specific purposes as Special Revenue Funds.

The Sustainability Revolving Fund was formed to initiate efforts that would help guide the City toward becoming a more sustainable city. While most people associate sustainability with environmental conservation, it is also about people and the health of the community. The only activity currently recorded in this fund is an accumulation of the City's share of cost savings from LED lighting conversions.

The Street, Drainage & Sidewalk Improvement Fund records revenue received from a dedicated millage approved by voters in 1997. The approved millage rate of 1.9200 mills has been permanently reduced by Headlee roll backs to 1.6216 mills for FY2024. The revenue generated by this millage will help fund street, sidewalk, and non-motorized improvements throughout the City. The proposed levy will generate $777,000 in tax revenues. Yerkes and Orchard Streets will be reconstructed in the 2023 construction season. A map of the streets to be improved is included on page III-17. The current PASER rating is a 5.5 on a ten-point scale.

The Major and Local Street Funds records revenue received from gasoline tax through the State of Michigan under Act 51. These revenues are for maintenance of streets which includes patching, sealing, pavement marking, traffic signs and signals, winter snow and ice control. Construction and reconstruction of roadways can be funded with Act 51 revenues. The City is expecting to receive approximately $728,000 of Act 51 revenue in FY2024. The City is obligated to report the closures of portions of Main and Center Streets over the last year resulting in a loss of approximately $7,400 for FY2024. Should those streets remain closed by City Council beyond April 12, 2023, MDOT could reclassify the entire length of one or both roads as local streets. That has the potential for a further reduction of Act 51 revenues of approximately $52,000.

The Parking Fund records the maintenance and improvement of the two parking decks and eight surface lots. The public parking lot behind City Hall is proposed for improvement in FY2024. The biggest challenge facing the City over the next several years will be the immediate and long-term plan to address the maintenance of the parking system. The DDA contributes towards some of the costs.

The Housing Commission Fund proposes to increase the rent at Allen Terrace, an independent senior citizen apartment community, by 3.53% from $765 to $792 per month for one-bedroom apartments and 2% from $1,160 to $1,183 for the two-bedroom apartments. A transfer to the Housing Capital Outlay Fund for approximately $249,000 is proposed for building improvements identified in its Capital Needs Assessment report. Bonds issued in 2002 to fund improvements in the building were retired in the prior fiscal year. Allen Terrace does not rely on property taxes for its operations.

Capital Project Funds: These funds are used to account for resources to be used in the construction of major capital facilities and the acquisition of capital equipment that benefits the general public. More details on these projects can be found in Section IX.

The Fire Equipment Replacement Fund will be accumulating reserves to purchase needed equipment in future fiscal years. For FY2024, the rescue utility vehicle, two thermal imaging cameras, hydraulic rescue tools, and the exhaust extraction system are planned for replacement.

The Police Equipment Replacement Fund will be accumulating reserves to purchase needed equipment in future fiscal years. Proposed is the replacement of three (3) Automatic External Defibrillators and thirteen (13) updated body cameras that work with the current WatchGuard in-car video system.

The Housing Commission Capital Outlay Fund will utilize reserves to replace the boiler system, replacement of hard surface flooring, installation of a dumpster enclosure, and addition of a loading ramp at Allen Terrace. A capital needs assessment to evaluate the existing conditions of the building was performed in February 2023. The needs assessment is currently being analyzed by staff to determine the remaining useful life of the building components, and prioritize maintenance, repairs and replacement needs and projected associated costs.

The Public Improvement Fund is planning for the addition of a columbarium at Rural Hill Cemetery, replacement of the roof and front drive/sidewalk at City Hall, upgrade of the pedestrian warning signals along 8 Mile Road, installation of a barrier-free gateway at Ford Field, and the Randolph Drain/Serenity Point & River Stabilization project. The pedestrian warning signals, barrier-free gateway, and river stabilization project are mostly funded by grants.

Enterprise Fund Services: The City accounts for its Refuse & Recycling Fund and Water & Sewer Fund as enterprise funds. Enterprise funds should be supported by independent rate structures and not by taxes. Although operational summaries are reviewed when necessary to determine the adequacy of rates, formal budgets are not required under the State of Michigan's Uniform Accounting and Budgeting Act and are, therefore, not contained in the Budget Resolution.

The Refuse & Recycling Fund has been self-supporting for many years. This activity provides curbside residential pick-up, commercial pick-up in the downtown, curbside leaf pickup, curbside brush chipping, and household hazardous waste disposal. Both contracts for commercial and residential services with GFL Environmental will expire on May 31, 2027.

The goal of this fund is to have the current rates cover the entire cost of the residential and commercial programs. The residential program rate is proposed to increase from $42.00 to $44.30 bi-monthly, an increase of 5.48% primarily to cover the cost to remove the leaf compost materials from the DPW yard. The commercial program rates will remain unchanged from the prior year.

The Water & Sewer Fund is the City's second largest fund. The City of Northville's water supplier is the Great Lakes Water Authority (GLWA). Several years ago, GLWA shifted from strictly a commodity-based cost structure to combination of a fixed (60%) and commodity-based (40%) rate structure. This means that the City is required to pay that fixed portion and it is not dependent on consumption.

For FY2023, the charge for water from GLWA is proposed to increase by 6.4%. It is proposed to increase the water rate to the users of the system from $11.03 to $11.85 per unit effective July 1, 2023. This rate structure is set up to cover any GLWA water cost increases, capital improvements, and operational and maintenance costs. This includes establishing a reserve for future water main replacements to be completed in conjunction with the related street improvements.

A recent inspection of the water reservoir identified the need to rehabilitate, replace or remove the current underground structure. In December 2022 the City entered into an administrative consent order (ACO) with EGLE in which required the City to perform a feasibility study for the underground water reservoir and the City's water system. Costs are approximately $1 to $2 million for the projected necessary improvements to the water system. Since this project does not have a funding source, it is not included in the budget.

The Water Reliability Report specifies that when roads are improved, the City should replace the water main at the same time if it is determined to be old. This will increase the need for additional funding for water improvements as streets are improved.

Wayne County is the provider of sanitary sewer service for the City of Northville. The City of Northville, along with 14 other jurisdictions, is included in the "Rouge Valley Sewage Disposal System". The County has not yet proposed rate increases for the upcoming year. However, an increase of 5% for sewage disposal is budgeted. It is proposed that the City increase the sewer rate from $8.35 to $8.85 per unit effective July 1, 2023.

Since the sewer charge from Wayne County has not been approved at the time this budget was published, the rates passed onto the users of the systems are subject to change.

The fixed service charge is proposed to remain unchanged from the prior year at $4.84 bi-monthly. This charge is set to cover the costs of the meter reading and billing process. The meter replacement charge will also remain unchanged at $6.67 bi-monthly. This charge will pay for debt service payments that financed replacement of the aging water meters City-wide.

The average household utility bill will increase approximately 6.3%, or $15.50 bi-monthly, with adjustments to the water, sewer, and residential refuse charges.

Staff plans to contract with a third-party to perform a formal rate study for this fund, to include converting some of the consumption-based rates into fixed rates.

Downtown Development Authority (DDA): The DDA is a component unit of the City of Northville. The activity in this fund fluctuates year-to-year as specific projects are identified. The DDA has continued to actively utilize a committee structure to implement the Downtown Strategic Plan which was updated in July 2016.

The taxable value subject to DDA capture increased 4% from last year, generating an additional $33,000 in captured taxes. The DDA is anticipating $24,000 to be reimbursed by the State for the small taxpayer exemption from personal property with taxable values of less than $90,000. The 2-mill levy has been permanently reduced to 1.8093 mills due to a Headlee rollback. This will provide for $70,000 in revenue for fiscal year 2024. The DDA assists in paying costs for street lighting, electricity, and parking maintenance in the downtown area.

Brownfield Redevelopment Authority: This fund was established in FY2022 to facilitate the implementation of Brownfield plans relating to the identification and treatment of environmentally distressed, functionally obsolete and/or blighted areas to promote revitalization. One project has been approved and capture is expected to begin in FY2026. A second project has not been fully approved yet, therefore not included in the budget at this time. Budget amendments will be required if that project is approved and moves forward.

Debt: The City currently has two outstanding bond issues and one installment purchase contact. The first bond issue is repaid through captured taxes by the DDA with a final payment due in FY2025. The other bond issue is for street improvements and is repaid by a debt millage with a final payment due in FY2029. The installment purchase contract was to finance the purchase of an aerial truck for the Fire Department. A portion of the annual payment is paid by the City of Plymouth per the terms of the cost sharing agreement between the two communities. The final payment for the installment purchase contract will be in FY2026.

Capital Improvement Program: The Capital Improvement Program for FY2024 provides for $3.8 million in physical improvements. The City's Six-Year Capital Improvement Plan (CIP) is essential to the planning process of the City of Northville. This plan complies with the Planning Enabling Act which requires local governments to prepare an annual capital improvement plan.

In its desire to provide quality service and facilities to its residents, the City of Northville realizes that needs and wants always exceed resources. This multi-year plan provides a framework in which desired acquisitions and projects are prioritized and matched with finite resources. The goal in developing the six-year program is to plan for and guide needed capital improvements and expenditures in a

fiscally sound manner. This ensures that these improvements are consistent with the goals and policies of the City Council and the residents of the City of Northville. Further detail may be found in Section IX.

Proposed 2023 Millage Rates: The following statements are provided concerning the 2023 proposed millage levies for the City.

- The Operating Millage is proposed to be 13.0182 mills, compared to 13.0182 mills in 2022, resulting in no change.
- The levy for Streets, Drainage and Sidewalks Improvements is proposed to be 1.6216 mills, compared to 1.6216 mills in 2022, resulting in no change.
- The levy for Street Bond Debt, approved by the voters on November 6, 2018, is proposed to be 0.7355 mills, compared to 0.7862 mills in 2022, resulting in a 6.45% decrease.
- The total City millage for operating, debt, and improvements is proposed to be 15.3753 mills in 2023. Compared to the 15.4260 mills levied in 2022, the decrease is 0.0507 mills, or 0.33%.

Budget Process: The City Charter requires that a public hearing be held and the budget be adopted at the second regular meeting in May, which has been scheduled for Monday, May 15, 2023. City Council budget review sessions are scheduled for Thursday, April 13, 2023 and Monday, April 24, 2023. In presenting this budget, every effort has been made to reflect the stated policies, goals and objectives of the City Council within the financial means available. Your careful consideration of this budget proposal is requested.

The preparation of the budget document requires the coordinated effort and cooperation of all City Department Heads. Their efforts and contributions are greatly appreciated. However, an especially intensive job was performed by the Finance Department, in particular Finance Director/Treasurer Sandi Wiktorowski, whose expertise and high professional standards guide the ongoing budget process. Without their hard work, attention to detail, and persistence, the budget would be far less accurate, orderly, and concise.

Respectfully submitted,

George Lahanas
City Manager

City of Northville
Fiscal Year 2024 Annual Budget
and Five Year Plan (2023-2027)

Total Expenditures All Funds

In this summary, the total proposed FY2023-24 budget for all funds is compared with the projected totals for FY2022-23. All budget totals in this summary include interfund transfers out and, if any, increase to fund balance.

Fund	2022-23 Projected	2023-24 Proposed	Net Change	Percent Change
General	$ 8,681,129	$ 9,522,247	$ 841,118	9.69%
Sustainability Revolving Fund	$ 5,556	$ 5,701	$ 145	2.61%
Major Streets	$ 786,207	$ 621,030	$ (165,177)	-21.01%
Local Streets	$ 1,625,664	$ 1,433,953	$ (191,711)	-11.79%
Street, Drainage & Sidewalk Improvement	$ 1,265,569	$ 1,053,560	$ (212,009)	-16.75%
Parking	$ 185,855	$ 251,875	$ 66,020	35.52%
Downtown Development Authority	$ 977,754	$ 1,104,030	$ 126,276	12.91%
DDA Debt Service	$ 169,880	$ 170,075	$ 195	0.11%
Brownfield Redevelopment Authority	$ 14,145	$ 4,580	$ (9,565)	-67.62%
Street Bond Debt Service Fund	$ 351,079	$ 352,503	$ 1,424	0.00%
Public Improvement	$ 527,450	$ 2,458,184	$ 1,930,734	366.05%
Fire Equipment Replacement	$ 277,515	$ 290,876	$ 13,361	4.81%
Police Equipment Replacement	$ 69,500	$ 73,145	$ 3,645	5.24%
Housing Commission Capital Outlay Fund	$ 229,413	$ 292,149	$ 62,736	27.35%
Housing Commission	$ 944,195	$ 985,439	$ 41,244	4.37%
Housing Commission Debt Retirement	$ 96,017	$ -	$ (96,017)	-100.00%
Refuse and Recycling	$ 675,465	$ 723,259	$ 47,794	7.08%
Water and Sewer	$ 4,497,443	$ 4,246,178	$ (251,265)	-5.59%
Equipment	$ 398,665	$ 486,092	$ 87,427	21.93%
Total All City Funds	**$ 21,778,501**	**$ 24,074,876**	**$ 2,296,375**	**10.54%**

City of Northville
Fiscal Year 2024 Annual Budget
and Five Year Plan (2023-2027)

Summary - All City Funds - Expenditures

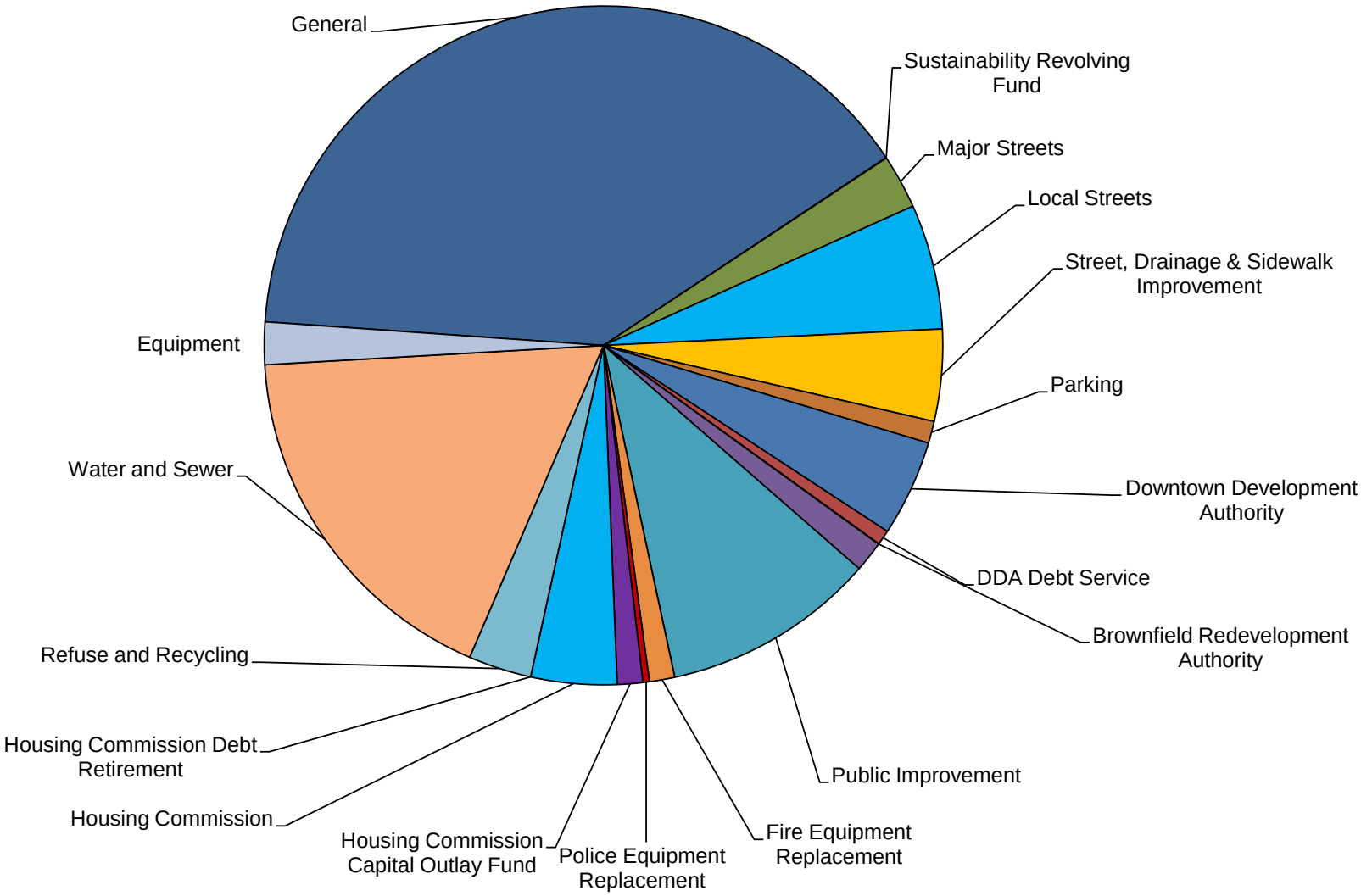

City of Northville
Fiscal Year 2024 Annual Budget
and Five Year Plan (2023-2027)

BUDGET PROCESS

The City of Northville Charter designates the City Manager as the Chief Budget Officer. Preparation of the City budget is in accordance with the schedule set by Charter and City Council.

The budget represents a complete financial plan for all activities of the City for the ensuing fiscal year. All estimated revenue and proposed expenditures are detailed and presented in a form prescribed by law. In addition, this document presents the proposed budget as part of a five-year plan to improve the decision-making process.

The budget process begins with goals and objectives meetings in January with the City Council, the City Manager and administrative staff. These are public meetings. Based upon presentations by the City Staff and discussion between the Mayor and City Council, goals and objectives are prioritized by City Council for the next fiscal year.

Each January, department heads receive workpapers to prepare their individual line-item budgets. Upon completion, the departmental budgets are returned to the Finance Department in February where the budget data is compiled and verified. The City Manager and Finance Director then analyze these amounts. Further discussions occur with department heads and the budget adjusted accordingly.

A proposed, balanced budget is then developed to support the direction and focus established for the community by City Council. Specific issues are identified which are vital to continued quality services within the means available. This method of budgeting serves to improve the level of organizational accountability. City Council meetings, held in April and May, provide all interested citizens an open forum where they can be heard. Upon review, and a subsequent public hearing, the City Council adopts the budget by resolution.

The budget is scheduled for adoption at the second regular City Council meeting in May in accordance with the City Charter. The operating millage rate is established as part of the budget adoption resolution.

City of Northville
Fiscal Year 2024 Annual Budget
and Five Year Plan (2023-2027)

Budget Schedule

The City Charter requires that the City Budget be adopted not earlier than April 15 and not later than the third Monday in May of each year. The following schedule is proposed for study sessions and regular meetings related to the adoption of the 2023-24 City Budget.

Monday, January 23	Special City Council Meeting – Goals and Objectives (6:30 pm)
Monday, January 23	Finance Department distributes worksheets to Department Heads
Friday, February 10	Departmental worksheets and supporting documentation due to Finance Department
Monday, April 3	Budget document given to City Council
Thursday, April 13	Special Meeting – Budget Review Session #1 (6:30 pm)
Monday, April 24	*Canceled* Special Meeting – Budget Review Session #2 (6:30 pm)
Thursday, May 4	Notice of Availability of Budget and Hearing on Budget (at least one week in advance of the hearing)
Monday, May 15	Regular Meeting - Hearing on Budget Adoption, subsequent Budget Adoption, and establishment of 2023 Operating Millage Rate

City of Northville
Fiscal Year 2024 Annual Budget
and Five Year Plan (2023-2027)

Budget Discussion Schedule

All meetings are held at 6:30 PM in the City Council Chambers, 215 W. Main Street, Northville, Michigan 48167.

Session # 1 Thursday, April 13, 2023	**Session #2 Monday, April 24, 2023**
FY 2024 BUDGET REVIEW* Budget Message General Fund Summary City Manager Department Finance and Administrative Services City Clerk Department Police Department Fire Department Public Works Department Housing Commission Downtown Development Authority Brownfield Authority Debt Service *Unfinished business will be continued at the April 24, 2023 meeting, if necessary.	Meeting Canceled

CITY COUNCIL GOALS, OBJECTIVES, AND PRIORITIES FOR FY 2023-2024

Due to the retirement of the previous City Manager and the timing of the start of the new City Manager, the goal setting process has been delayed. A new format will be proposed and the goals will be established prior to the beginning of the new fiscal year. This section will be updated when the goals are finalized.

SECTION II

GENERAL FUND

The General Fund is the City's major operating fund, providing the majority of services to the City's residents, taxpayers and customers. By showing actual revenues and expenditures from the previous fiscal year, current year projected revenues and expenditures, and proposed budget amounts for the next four fiscal years, the reader is provided with a better view the City's financial picture.

Graphs, tables and spreadsheets depict the relationships between revenues and expenditures in the various departments of the General Fund. Each department has an overview and line item budget included here.

City of Northville
Line Item Budget for the Year Ended June 30, 2024 and
Five Year Plan – 2023 through 2027

ACTIVITY: General Fund **FUND NUMBER:** 101

SUPERVISOR: All City Departments

General Description of Activity

The General Fund accounts for police, fire, public works, planning & zoning, and administrative functions of city government.

Proposed Fiscal Year Overview

The proposed General Fund budget is balanced. Overall, the proposed General Fund budget reflects an increase of approximately $307,000 or 3.3% from last year.

Taxable values for the City are continuing an upward trend. It provides for approximately $426,000 of additional tax revenues for fiscal year 2024. The proposed budget reflects no change to the general operating millage rate of 13.0182 mills.

Total expenditures for fiscal year 2024 are $9.5 million. The Police Department represents 37% of expenditures (down from 40% in the prior year), followed by Administration at 16%, and Fire at 14% (up from 13% in the prior year) as shown on page IV-4. Wages and fringe benefits account for 51% of the General Fund expenditures. However, some responsibilities are contracted out (assessing, planner, building official, inspectors, and City attorney).

In addition to funding normal operating costs, the proposed budget includes an additional pension contribution, transfers other funds for capital purchases or improvement projects, an additional police officer to be utilized as a school resource officer, and a contingency for possible additional staffing.

The contribution towards the Fire Department's operating costs decreased from 38% to 37% for the proposed year. The share between the City of Northville and the City of Plymouth is calculated each year based upon run volumes.

General Fund Summary – continued

Parks & Recreation is a shared service between the City of Northville and the Township of Northville. Although the administration of the department was transferred to Northville Township as of January 1, 2018, the contribution for shared services is proposed to remain the same. The City's share increased from 15.8% to 15.9% which is based upon taxable values and populations of both communities.

The City of Northville is one of five communities that supports the 35th District Court. The communities previously shared in the net revenue of the Court based upon caseload. Beginning with 2017 all excess revenue for the Court was to be used to fund the Court's unfunded pension and OPEB liabilities. Beginning with FY 2023, the communities are having to contribute funds to support the court operations. The expected City contribution is 5% of the projected shortfall, or $25,000.

The City's retiree healthcare trust fund is over 100% funded. Therefore, the City began paying retiree healthcare costs out of the trust last year.

Since the Downs development has not been approved, the additional building department activity is not included in the budget. If approved, the budget will be amended during the normal quarterly process to account for that activity.

Long Term Plan

City Council's highest priority goal has consistently been financial sustainability. The City strives to continue to provide a high level of service to the Northville community while keeping that goal in mind.

Staff is planning diligently to bring the pension plan to over 100% funded in the next few years. This achievement will have a significant impact on future years budgets. The contribution for FY24 towards the unfunded pension obligation is $1.1 million. The remaining $276,000 is spread among multiple funds.

.

City of Northville
Proposed 2023-24 General Fund Budget
(with historical comparative data)

Revenues	FY22 Actual	FY23 Projected	**FY24 Proposed**	FY24 % Total
Property Taxes	$ 5,763,113	$ 6,061,849	**$ 6,498,794**	68.3%
Licenses, Fees and Permits	452,591	409,000	**401,050**	4.2%
Grants	6,636	12,532	**2,500**	0.0%
Racetrack Breakage - Police & Fire Service	15,105	15,725	**7,860**	0.1%
Cemetery Revenues	192,019	195,000	**90,000**	0.9%
State Shared Revenue	762,697	792,877	**795,235**	8.4%
Sales and Services	665,616	923,674	**1,100,372**	11.6%
Fines and Forfeitures	14,938	9,390	**10,800**	0.1%
Interfund Transfers	235,422	256,774	**118,000**	1.2%
Other Revenues	324,478	537,941	**497,636**	5.2%
Use of Fund Balance	-	-	**-**	0.0%
Total Revenues	$ 8,432,615	$ 9,214,762	**$ 9,522,247**	100.0%

2023-24 Budgeted Revenues

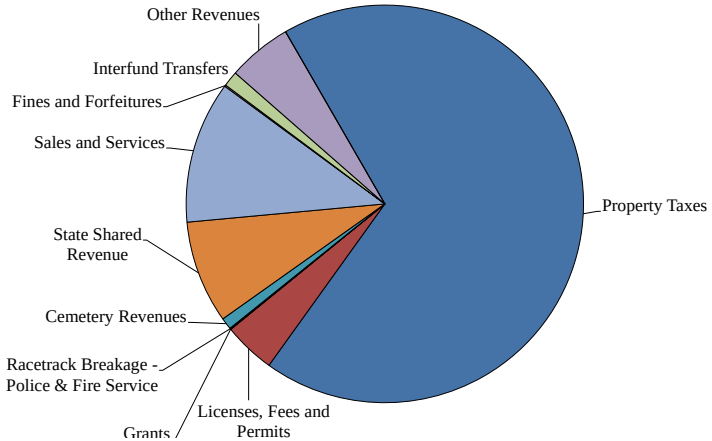

Expenditures	FY22 Actual	FY23 Projected	**FY24 Proposed**	FY24 % Total
Administration*	1,387,707	1,684,360	**$ 1,551,755**	16.3%
City Hall Buildings & Grounds	151,545	196,035	**203,620**	2.1%
Police Department	3,116,156	3,266,995	**3,517,375**	36.9%
Fire Department	953,862	1,249,075	**1,286,065**	13.5%
Technology	73,286	139,940	**206,580**	2.2%
Department of Public Works	651,386	787,245	**807,905**	8.5%
Planning, Zoning, & Inspection Services	441,756	471,840	**491,100**	5.2%
Shared Services	238,990	241,147	**243,925**	2.6%
Contributions to Other Funds	1,136,844	1,038,062	**734,485**	7.7%
Debt Service	52,744	52,523	**52,277**	0.5%
Insurance & Central Supplies	58,727	55,730	**56,630**	0.6%
Contingency	-	31,810	**370,530**	3.9%
Unallocated Reserve	169,612	-	**-**	0.0%
Total Expenditures	$ 8,432,615	$ 9,214,762	**$ 9,522,247**	100.0%

*Administration expenditures include: City Council, City Manager, Elections,Communications, City Attorney, City Clerk, Finance & Administrative Services, and Tax Department.

2023-24 Budgeted Expenditures

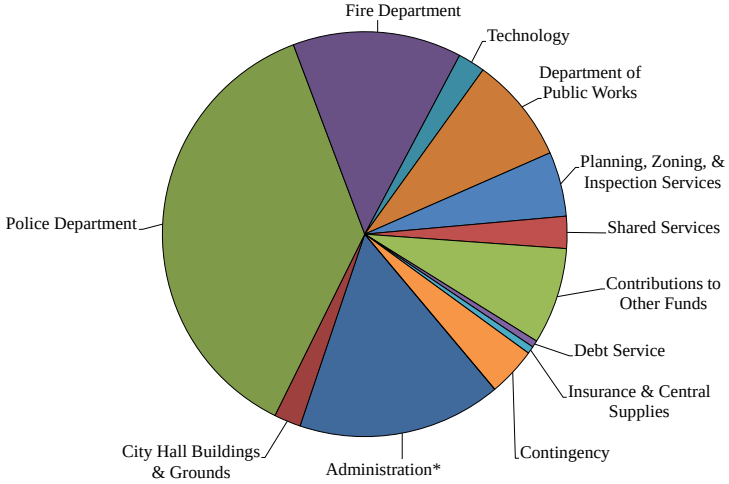

City of Northville
Line Item Budget for the Year Ended June 30, 2024 and
Five Year Plan - 2023 through 2027

	2020-21 Actual	2021-22 Actual	2022-23 Projected	**2023-24 Proposed Budget**	2024-25 Estimated Budget	2025-26 Estimated Budget	2026-27 Estimated Budget	**FY 2024 % Increase (Decrease)**
Revenues								
Property Taxes	5,590,573	5,763,113	6,061,849	**6,498,794**	6,635,045	6,774,354	6,916,815	**7.21%**
Licenses, Fees and Permits	510,241	452,591	409,000	**401,050**	401,050	401,050	401,050	**(1.94%)**
Grants	352,283	6,636	12,532	**2,500**	50,500	2,500	2,500	**(80.05%)**
Racetrack Breakage - Police & Fire Services	20,240	15,105	15,725	**7,860**	-	-	-	**(50.02%)**
State Shared Revenue	694,902	762,697	792,877	**795,235**	808,642	822,312	836,252	**0.30%**
Sales and Services	657,378	665,616	923,674	**1,100,372**	1,046,273	1,054,250	1,028,526	**19.13%**
Cemetery Revenues	127,157	192,019	195,000	**90,000**	90,000	90,000	90,000	**(53.85%)**
Financing Proceeds	-	-	-	**-**	-	-	-	**0.00%**
Fines and Forfeitures	127,869	14,938	9,390	**10,800**	10,800	10,800	10,800	**15.02%**
Other Revenues	471,177	324,478	537,941	**497,636**	456,828	458,045	459,284	**(7.49%)**
Interfund Transfers	5,590	235,422	256,774	**118,000**	-	8,000	-	**(54.05%)**
Total Revenues	8,557,410	8,432,615	9,214,762	**9,522,247**	9,499,138	9,621,311	9,745,227	**3.34%**
Appropriation of Prior Year Surplus	57,902	-	-	**-**	-	-	-	
Total Budget	8,615,312	8,432,615	9,214,762	**9,522,247**	9,499,138	9,621,311	9,745,227	**3.34%**

- continued -

City of Northville
Line Item Budget for the Year Ended June 30, 2024 and
Five Year Plan - 2023 through 2027

	2020-21 Actual	2021-22 Actual	2022-23 Projected	**2023-24 Proposed Budget**	2024-25 Estimated Budget	2025-26 Estimated Budget	2026-27 Estimated Budget	**FY 2024 % Increase (Decrease)**
Expenditures								
Administration								
City Council	45,824	38,379	62,135	**30,650**	30,835	31,020	31,205	**(50.67%)**
City Manager's Office	348,540	366,012	518,210	**435,685**	439,265	439,425	396,825	**(15.93%)**
Communications	86,064	90,584	93,835	**93,725**	94,830	95,015	95,210	**(0.12%)**
Elections	102,841	78,496	127,550	**138,275**	120,075	125,765	133,485	**8.41%**
City Attorney's Office	188,607	147,975	173,000	**152,000**	164,000	146,000	148,000	**(12.14%)**
City Clerk's Office	108,534	107,658	139,825	**134,940**	136,430	154,520	137,200	**(3.49%)**
Finance & Administrative Services	325,776	342,849	341,005	**339,965**	343,965	344,400	328,780	**(0.30%)**
Tax & Assessing Department	203,636	215,753	228,800	**226,515**	230,395	233,665	212,395	**(1.00%)**
Total Administration	1,409,822	1,387,707	1,684,360	**1,551,755**	1,559,795	1,569,810	1,483,100	**(7.87%)**
City Hall Buildings and Grounds	153,481	151,545	196,035	**203,620**	184,570	186,185	187,850	**3.87%**
Police Department	3,110,189	3,116,156	3,266,995	**3,517,375**	3,566,340	3,576,725	3,350,790	**7.66%**
Fire Department	1,027,825	953,862	1,249,075	**1,286,065**	1,308,280	1,320,365	1,326,715	**2.96%**
Technology	74,441	73,286	139,940	**206,580**	87,265	98,345	90,945	**47.62%**
Department of Public Works	655,168	651,386	787,245	**807,905**	789,085	787,135	769,845	**2.62%**
Planning, Zoning and Inspection Svcs	441,811	441,756	471,840	**491,100**	501,075	455,825	447,970	**4.08%**
Shared Services	236,220	238,990	241,147	**243,925**	249,878	255,994	252,674	**1.15%**
Operating Transfers	1,391,149	1,136,844	1,038,062	**734,485**	682,799	635,172	753,243	**(29.24%)**
Debt Service	52,939	52,744	52,523	**52,277**	52,992	52,668	-	**(0.47%)**
Insurance & Central Supplies	62,267	58,727	55,730	**56,630**	57,550	58,500	59,470	**1.61%**
Contingency	-	-	31,810	**370,530**	459,509	624,587	1,022,625	**1064.82%**
Total Expenditures	8,615,312	8,263,003	9,214,762	**9,522,247**	9,499,138	9,621,311	9,745,227	**3.34%**
Unallocated Reserve	-	169,612	-	**-**	-	-	-	
Total Budget	8,615,312	8,432,615	9,214,762	**9,522,247**	9,499,138	9,621,311	9,745,227	**3.34%**
Analysis of Fund Balance - Unassigned								
Beginning of Year			2,546,578	**2,546,578**	2,546,578	2,546,578	2,546,578	
Revenues			9,214,762	**9,522,247**	9,499,138	9,621,311	9,745,227	
Expenditures			(9,214,762)	**(9,522,247)**	(9,499,138)	(9,621,311)	(9,745,227)	
End of Year			2,546,578	**2,546,578**	2,546,578	2,546,578	2,546,578	
Fund Balance as a % of Expenditures			28%	27%	27%	26%	26%	

City of Northville
Line Item Budget for the Year Ended June 30, 2024 and
Five Year Plan – 2023 through 2027

ACTIVITY: General Fund Revenues **FUND NUMBER:** 101

SUPERVISOR: All City Departments

General Description of Activity

General Fund revenues are received from a variety of sources. The City of Northville has divided these into ten categories as described below.

Proposed Fiscal Year Overview

Property Tax

The Inflation Rate Multiplier (IRM) is a statutory required calculation by the State of Michigan using the monthly values of the US consumer price index (CPI). The proposed fiscal year is unique in that inflation was calculated at 7.9%. While taxable value increases are capped at 5% due to Proposal A, the Headlee calculation uses the actual inflation rate. Both are described in more detail below.

The Headlee Amendment, ratified in 1978, accomplished limiting the growth of property tax revenue by controlling how a local government's maximum authorized millage rate is calculated, particularly as it relates to growth on existing property. The Headlee Amendment requires that when growth on existing property community-wide is greater than inflation, the local government must "roll back" its maximum authorized millage rate so that the increase in property tax revenue caused by growth on existing property does not exceed inflation (commonly referred to as the "Headlee roll back"). Due to the higher IRM used in the Headlee calculation, the City of Northville's millage rate does not roll back this year and remains at 13.0182 mills for the 2023 tax year. The City does not have any unlevied millage capacity.

Until March 1994, property tax was calculated as the millage rate multiplied by the State Equalized Value (which approximated 50% of true cash value). Beginning in March 1994, Proposal A created a new methodology to determine property values for tax purposes with the introduction of "taxable value". Taxable value on each individual real property cannot increase by more than the lesser of inflation or five percent annually until a property is sold or transferred, unless improvements are added. This is regardless of property value changes due to the market. Taxable Value can never exceed the Assessed Value. For Northville, the inflation rate multiplier is 5.0% for the 2023 tax year.

General Fund Revenues – continued

The primary source of General Fund revenue is property tax at 68% of total revenue. The combined taxable value of the City, net of DDA, increased by 7.3%. This increase generates an additional $426,000 in property tax revenue. The increase in taxable value was $34 million. Approximately $8.8 million of that increase was due to new construction.

Public Act 86 of 2014 requires the Local Community Stabilization Authority to reimburse cities for personal property tax losses due to the new Small Taxpayer Personal Property Tax Exemption. The amount estimated for fiscal year 2023 is $25,000.

Licenses, Fees, and Permits
Overall, licenses, fees, and permit revenues are projected to decrease 1.94% from the prior year. The major revenue sources in this category are cable television franchise fees and building permits. This revenue source is expected to remain consistent with the prior year. Permit revenue for the potential Downs development is not included in the projections as it is not an approved project. If approved, budget amendments will be made.

Grants
The Act 302 Training Grant represents revenue related to police department training activity reimbursed by the State. A small amount is received annually from the 35th District Court related to drunk driver case flow. The amount projected for FY 2024 is a typical year. The City has applied for many grants, but they are budgeted for in other funds if awarded.

Racetrack Breakage - Police & Fire Service
Up until the early 1990's, the City received state shared revenue under the "Cities with Racetracks" program. Changes in the distribution of these funds in the early 1990s from the State level caused this to become an unstable revenue source. In its place, as of January 1, 1996, the City receives breakage revenue from Northville Downs' activity from live and simulcast racing. Breakage represents the amount of cents rounded down when a winning ticket is paid. This legislation allows for the racetrack to be open year-round with simulcast racing in addition to live racing during a portion of the year.

Consistent with City Council policy, breakage revenue received will first be used to reimburse the General Fund for the cost of providing additional police and fire service at the racetrack. It is the City's understanding that the racetrack will reimburse the City for the cost of the police and fire service if it exceeds the breakage revenue received.

General Fund Revenues – continued

Breakage revenue is not budgeted to be received after December 2023 due to the anticipated closure of the facility. Staff will monitor this revenue source and adjust accordingly.

State Shared Revenue

State Shared Revenue is budgeted based upon distribution rates received from the State of Michigan released in February 2023 by the Department of Treasury. The State of Michigan legislature enacted the current formula for allocating state shared sales tax revenue in December 1998. Cities, villages and townships in the State of Michigan receive a share of the Michigan 6% sales tax. The revenue sharing to those local governments previously consisted of both constitutional and statutory payments. The constitutional formula is fixed; in other words the legislature must appropriate whatever is calculated. It cannot arbitrarily alter the constitutional formula. The amount projected for FY2024 is based on the current information provided by the State of Michigan. The amount is increasing slightly. However, the State's budget has not been finalized yet.

The statutory portion of revenue sharing was replaced with the City, Village, Township Revenue Sharing (CVTRS). Eligible local units must meet the requirements of Accountability and Transparency in order to receive full payment. These requirements include producing a citizen's guide to the community's finances, a "dashboard" to measure performance, a debt service report, and a projected budget report. Based on the current information provided by the State of Michigan, the City is anticipating that CVTRS will increase 9% over the prior fiscal year.

Sales and Services

The primary source of revenue in this category is the fire service to City of Plymouth. Beginning January 1, 2012, the City of Northville began providing professional fire prevention, fire suppression and emergency medical services to the City of Plymouth. That agreement has been approved for another twelve years. 63% of the costs will be reimbursed by the City of Plymouth for the proposed year, up 1% from the prior year. The percentage is based upon a pro-rata share of runs in the prior calendar year. The overall increase is mostly due to the start of overnight station staffing in the prior year.

Police Service to Schools is a new line item beginning with FY24. Northville Public Schools is applying for a grant that will pay for 100% of a school resource officer for the schools within the City limits, primarily at Hillside Middle School. The grant is for one year. Afterwards, it is proposed that the schools and the City split the cost 50/50. To support this effort, the Police Department would need to increase their count of officers from 13 to 14. Crossing Guard Reimbursement covers 50% of the cost of public-school crossing

General Fund Revenues – continued

guards paid by Northville Public Schools. The Fire Department contracts with a third-party to recover ambulance transport costs from the patients.

Cemetery Sales & Services

The City owns and operates two cemeteries: Rural Hill and Oakwood. Rural Hill Cemetery is the only one still active. Cemetery revenue is derived from the sale of grave sites and burial services which fluctuate from year to year. Any revenues exceeding the total cost to maintain the cemetery each year are transferred equally to the Cemetery Trust Fund and the Public Improvement Fund.

Fines & Forfeits

The majority of activity in this category is revenue from parking tickets. The City of Northville is one of five communities that supports the 35th District Court. The communities previously shared in the net revenue of the Court based upon caseload. Beginning with 2017 all excess revenue for the Court was to be used to fund the Court's unfunded pension and OPEB liabilities. Beginning with the prior year, the communities are having to contribute funds to support the court operations.

Other Revenues

Cell Tower Revenue: The most significant external revenue source in this category is cell tower revenue. The City has leases with several cellular providers which allows placement of their equipment atop the water tower. The leases automatically renew every five years with inflationary increases. Previously that revenue was recorded in the Water & Sewer Fund. Per the Citizen's Budget Committee recommendation in 2010, and approval by City Council, those funds are now recorded in the General Fund. Staff is currently negotiating new contracts with several of the providers. Until the new amounts are known, this line item will be budgeted consistent with the prior year.

Interest from Investments: The City utilizes an active rather than passive investment strategy which has increased the overall yield in recent years. The yield on the City's investment portfolio declined significantly due to the COVID-19 pandemic. However, interest rates have increased significantly in the past year. The expectation is that they will start to decline during the next fiscal year. The amount of revenue generated is still down significantly from the high in FY2008 when the General Fund generated approximately $206,000 in interest revenue, net of bank fees. For FY2024, $78,500 in net investment earnings is projected.

General Fund Revenues – continued

Overhead Reimbursement: This category also accounts for reimbursements from other funds for overhead and administrative costs which are expended in the General Fund. An analysis of the overhead charges will be performed during FY2024.

Interfund Transfers

Transfers in from other funds are typically from the Public Improvement Fund technology reserve.

Long Term Plan

The long-term plan reflects an overall consistent level of revenues for future years in most categories. However, municipalities have little, if any, control over their main categories of revenue. The taxable values for FY2025 through FY2027 are projected to increase 2% each year with the millage rate remaining the same at 13.0182 mills.

City of Northville
Line Item Budget for the Year Ended June 30, 2024 and
Five Year Plan - 2023 through 2027

GENERAL FUND REVENUES

Account Number	Description	2020-21 Actual	2021-22 Actual	2022-23 Projected	**2023-24 Proposed Budget**	2024-25 Estimated Budget	2025-26 Estimated Budget	2026-27 Estimated Budget
Property Taxes	City Charter Authorized Millage			20.0000	**20.0000**	20.0000	20.0000	20.0000
	Millage Allocated for Street Levy			1.9200	**1.9200**	1.9200	1.9200	1.9200
	Maximum Millage Allowed for Operations			18.0800	**18.0800**	18.0800	18.0800	18.0800
	Permanent Reduction Reduced by Headlee			13.0496	**13.0182**	13.0182	13.0182	13.0182
	x Headlee Millage Reduction Fraction			0.9976	**1.0000**	1.0000	1.0000	1.0000
	=Maximum Allowable Millage Levy			13.0182	**13.0182**	13.0182	13.0182	13.0182
	Millage Rate			13.0182	**13.0182**	13.0182	13.0182	13.0182
	Revenue per Mill Levied			446,523	**479,270**	488,856	498,633	508,606
101-000-404.000	Current Property Taxes	5,347,287	5,503,090	5,812,909	**6,239,234**	6,364,025	6,491,304	6,621,135
101-000-412.000	Delinquent Personal Prop Taxes	2,276	5,053	250	**250**	250	250	250
101-000-412.010	Delinqent Personal Property Tax Accrued	527	-	-	**-**	-	-	-
101-000-412.020	Delinquent Personal Prop Taxes - Administration Fee	103	47	20	**20**	20	20	20
101-000-418.000	Property Taxes - Other	1,871	1,580	290	**-**	-	-	-
101-000-445.000	Penalty & Interest on Taxes	27,928	34,544	30,000	**30,000**	30,000	30,000	30,000
101-000-445.010	Penalty & Interest on Delinquent Personal Property Taxes	749	1,210	100	**100**	100	100	100
101-000-447.000	Collection Fee	199,479	206,712	218,280	**229,190**	240,650	252,680	265,310
101-000-448.000	Collection Fee - Schools	10,353	10,878	-	**-**	-	-	-
		5,590,573	5,763,113	6,061,849	**6,498,794**	6,635,045	6,774,354	6,916,815

- continued -

City of Northville
Line Item Budget for the Year Ended June 30, 2024 and
Five Year Plan - 2023 through 2027

GENERAL FUND REVENUES (continued)

Account Number	Description	2020-21 Actual	2021-22 Actual	2022-23 Projected	**2023-24 Proposed Budget**	2024-25 Estimated Budget	2025-26 Estimated Budget	2026-27 Estimated Budget
Licenses, Fees & Permits								
101-000-476.000	Business License Fees	8,920	9,380	9,250	**9,250**	9,250	9,250	9,250
101-000-476.500	Liquor License Application	1,110	1,345	1,000	**1,000**	1,000	1,000	1,000
101-000-477.000	Cable TV Franchise	138,693	130,002	127,300	**127,300**	127,300	127,300	127,300
101-000-490.000	Building Permits	225,535	189,219	180,000	**180,000**	180,000	180,000	180,000
101-000-490.010	Electrical Permits	28,389	20,260	15,000	**15,000**	15,000	15,000	15,000
101-000-490.020	Heating Permits	35,372	24,387	20,000	**20,000**	20,000	20,000	20,000
101-000-490.030	Plumbing Permits	21,932	12,366	12,000	**12,000**	12,000	12,000	12,000
101-000-490.050	Bond Forfeits	(1,620)	1,040	-	**-**	-	-	-
101-000-490.060	Contractor Licenses	7,914	6,645	6,000	**6,000**	6,000	6,000	6,000
101-000-490.100	Outdoor Dining Permit Fees	5,568	4,776	4,000	**4,000**	4,000	4,000	4,000
101-000-490.120	Dog Licenses	4,148	3,972	3,500	**3,500**	3,500	3,500	3,500
101-000-490.140	Engineering Review Fees	1,116	8,975	7,500	**-**	-	-	-
101-000-490.160	Tree Removal Permit	3,225	2,065	2,000	**2,000**	2,000	2,000	2,000
101-000-490.190	Planning Comm. Application Fee	11,549	22,968	10,000	**10,000**	10,000	10,000	10,000
101-000-490.200	HDC Application Fee	5,623	4,704	4,500	**4,500**	4,500	4,500	4,500
101-000-490.210	BZA Application Fee	3,450	4,050	1,950	**1,500**	1,500	1,500	1,500
101-000-490.230	Miscellaneous Licenses & Fees	9,317	6,438	5,000	**5,000**	5,000	5,000	5,000
		510,241	452,591	409,000	**401,050**	401,050	401,050	401,050
Grants & Other Local Sources								
101-000-502.000	Federal Grants - General Govt	-	-	-	**-**	48,000	-	-
101-000-505.000	Federal Grants - Public Safety	4,023	456	-	**-**	-	-	-
101-000-528.000	Other Federal Grants	316,208	-	-	**-**	-	-	-
101-000-543.000	Act 302 Training	1,338	1,514	1,500	**1,500**	1,500	1,500	1,500
101-000-544.000	Drunk Driver Caseflow	379	791	1,000	**1,000**	1,000	1,000	1,000
101-000-682.000	Other Grants	29,514	-	3,000	**-**	-	-	-
101-000-682.010	Local Grants - Public Safety	-	-	-	**-**	-	-	-
101-000-682.020	MMRMA RAP/CAP Grants	821	3,875	7,032	**-**	-	-	-
		352,283	6,636	12,532	**2,500**	50,500	2,500	2,500

- continued -

City of Northville
Line Item Budget for the Year Ended June 30, 2024 and
Five Year Plan - 2023 through 2027

GENERAL FUND REVENUES (continued)

Account Number	Description	2020-21 Actual	2021-22 Actual	2022-23 Projected	**2023-24 Proposed Budget**	2024-25 Estimated Budget	2025-26 Estimated Budget	2026-27 Estimated Budget
Racetrack Breakage-Police & Fire Service								
101-000-675.00	Racetrack Breakage	20,240	15,105	15,725	**7,860**	-	-	-
State Shared Revenue								
101-000-573.000	Local Community Stabilization Share	24,781	22,111	29,710	**25,000**	25,000	25,000	25,000
101-000-574.020	Constitutional Revenue Sharing	584,316	651,425	668,163	**670,133**	683,540	697,210	711,150
101-000-574.040	CVTRS Revenue Sharing	71,388	72,816	77,184	**84,102**	84,102	84,102	84,102
101-000-574.050	State Liquor License	14,417	16,345	17,820	**16,000**	16,000	16,000	16,000
		694,902	762,697	792,877	**795,235**	808,642	822,312	836,252
Sales and Services								
101-000-626.020	Police Protection Services	343	152	5,000	**5,000**	5,000	5,000	5,000
101-000-626.040	DPW/Bldg Service Reimbursement	2,840	5,919	2,500	**2,500**	2,500	2,500	2,500
101-000-626.050	Crossing Guard Reimbursement	22,621	21,575	25,655	**26,610**	26,945	26,945	26,945
101-000-626.080	Fire Department Services	11,211	26,319	35,000	**32,100**	32,100	32,100	32,100
101-000-632.000	Fire Service to Plymouth	603,182	594,804	838,069	**876,372**	891,588	899,215	873,131
101-000-632.new	Police Service to Schools	-	-	-	**140,000**	70,000	70,000	70,000
101-000-642.020	Miscellaneous Sales	-	7	-	**-**	-	-	-
101-000-642.030	FOIA Requests	371	145	200	**200**	200	200	200
101-000-657.020	Impounded Vehicle Fees	420	75	300	**300**	300	300	300
101-000-680.100	PILOT-Allen Terrace	16,390	16,620	16,950	**17,290**	17,640	17,990	18,350
		657,378	665,616	923,674	**1,100,372**	1,046,273	1,054,250	1,028,526
Cemetery Revenue								
101-000-633.000	Cemetery Services - open/close	60,315	89,790	70,000	**50,000**	50,000	50,000	50,000
101-000-642.010	Cemetery Sales	55,584	89,861	115,000	**30,000**	30,000	30,000	30,000
101-000-642.040	Cemetery Foundation Sales	11,258	12,368	10,000	**10,000**	10,000	10,000	10,000
		127,157	192,019	195,000	90,000	90,000	90,000	90,000

- continued -

City of Northville
Line Item Budget for the Year Ended June 30, 2024 and
Five Year Plan - 2023 through 2027

GENERAL FUND REVENUES (continued)

Account Number	Description	2020-21 Actual	2021-22 Actual	2022-23 Projected	**2023-24 Proposed Budget**	2024-25 Estimated Budget	2025-26 Estimated Budget	2026-27 Estimated Budget
Fines and Forfeitures								
101-000-620.000	District Court Reimbursements	1,150	598	890	**300**	300	300	300
101-000-652.000	Parking Fines	14,329	13,605	8,000	**10,000**	10,000	10,000	10,000
101-000-657.010	Misc Ordinance Violations	310	735	500	**500**	500	500	500
101-000-679.000	Drug Forfeitures	112,080	-	-	**-**	-	-	-
101-000-679.010	Criminal Forfeitures	-	-	-	**-**	-	-	-
		127,869	14,938	9,390	**10,800**	10,800	10,800	10,800
Other Revenues								
101-000-576.000	Election Reimbursements	13,252	2,074	16,975	**16,975**	-	-	-
101-000-613.000	911 Wireless - Statewide	6,612	3,597	5,000	**5,000**	5,000	5,000	5,000
101-000-613.010	911 Wireline - Local	7,479	16,501	10,000	**10,000**	10,000	10,000	10,000
101-000-626.000	Other Misc. Revenue	2,751	2,304	2,000	**2,000**	2,000	2,000	2,000
101-000-665.110	Interest - Internal Loan	15,550	-	11,375	**9,213**	6,988	4,713	2,388
101-000-665.xxx	Net Investment Income	19,809	(85,801)	120,185	**78,500**	53,500	53,500	53,500
101-000-667.010	Rent - Use of Vacant Land	3,160	3,265	3,428	**3,500**	3,572	3,644	3,718
101-000-667.050	Cell Tower Revenue	193,042	161,378	164,228	**164,228**	164,228	164,228	164,228
101-000-673.000	Gain on Sale of Assets	-	9,810	-	**-**	-	-	-
101-000-680.000	Overhead Reimbursement	159,522	161,350	154,750	**158,220**	161,540	164,960	168,450
101-000-699.248	DDA - Street Lights & Electrical	50,000	50,000	50,000	**50,000**	50,000	50,000	50,000
		471,177	324,478	537,941	**497,636**	456,828	458,045	459,284

- continued -

City of Northville
Line Item Budget for the Year Ended June 30, 2024 and
Five Year Plan - 2023 through 2027

GENERAL FUND REVENUES (continued)

Account Number	Description	2020-21 Actual	2021-22 Actual	2022-23 Projected	**2023-24 Proposed Budget**	2024-25 Estimated Budget	2025-26 Estimated Budget	2026-27 Estimated Budget
Interfund Transfers								
	Operating Transfers from							
101-000-699.405	Public Improvement Fund	5,590	2,205	43,075	**118,000**	-	8,000	-
101-000-683.000	MMRMA Retention Fund	-	233,217	120,141	**-**	-	-	-
101-000-699.601	Leave Time Reserve	-	-	93,558	**-**	-	-	-
		5,590	235,422	256,774	**118,000**	-	8,000	-
Total General Fund Revenue		**8,557,410**	**8,432,615**	**9,214,762**	**9,522,247**	**9,499,138**	**9,621,311**	**9,745,227**

City of Northville
Line Item Budget for the Year Ended June 30, 2024 and
Five Year Plan – 2023 through 2027

ACTIVITY: City Council **FUND NUMBER:** 101-101

SUPERVISOR: Mayor and City Council

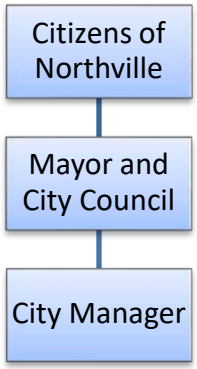

General Description of Activity

The City Council is the legislative and policy making body of the City of Northville. The Council establishes policy, approves contracts, enacts ordinances, and approves rules and regulations which supplement the ordinances and policies of the City.

The City Council holds public hearings on various subjects such as zoning changes, the annual budget, and special assessment rolls; receives and acts upon petitions; and makes appointments to various boards and commissions of the City. Regular meetings are set prior to the beginning of each year and are normally held on the first and third Mondays of each month at 7:00 p.m.

The City Council is comprised of a Mayor and four Council members, all elected at large. Council members are elected in non-partisan elections for overlapping four-year terms. The Mayor, elected to two-year term(s), serves as the presiding officer of the City Council and is the Chief Executive Officer of the City.

City Council - continued

Proposed Fiscal Year Overview

The proposed fiscal year 2024 budget decreases 51%. The prior year was unusually high due to us use of a consultant to assist City Council with strategically prioritizing limited resources among competing opportunities and possible phone survey of residents. The budget continues important City memberships, including the Michigan Municipal League, the Conference of Western Wayne, and the Southeast Michigan Council of Governments.

City Council Goals

The goals, objectives, and priorities of the City Council are detailed beginning on page I – 17**.**

Performance Measures

Measure	FY2020 Actual	FY2021 Actual	FY2022 Actual	FY2023 Projected	FY2024 Estimated
Inputs & Outputs					
Regular City Council Meetings	25	24	25	24	24
Special City Council Meetings	3	3	3	3	3
Number of Ordinances Adopted	2	3	1	2	2
Number of Resolutions Adopted	9	6	12	9	9
Efficiency & Effectiveness Measures					
Departmental Costs per Capita	$3.22	$7.68	$6.43	$10.41	$5.13
City Operating Millage Rate (mills)	13.3538	13.1988	13.0496	13.0182	12.8815
Bond Rating (Standard & Poors)	AA+	AA+	AA+	AA+	AA+

City of Northville
Line Item Budget for the Year Ended June 30, 2024 and
Five Year Plan - 2023 through 2027

GENERAL FUND EXPENDITURES - Administration

City Council

Account Number	Description	2020-21 Actual	2021-22 Actual	2022-23 Projected	**2023-24 Proposed Budget**	2024-25 Estimated Budget	2025-26 Estimated Budget	2026-27 Estimated Budget
101-101-703.000	Salaries - Elected	2,600	2,600	2,600	**2,600**	2,600	2,600	2,600
101-101-725.000	Fringe Benefits	201	201	205	**205**	205	205	205
101-101-726.000	Supplies	107	1,350	700	**425**	425	425	425
101-101-726.060	Supplies - Task Forces	-	-	1,500	**1,500**	1,500	1,500	1,500
101-101-801.000	Contractual Services	-	6,985	27,950	**-**	-	-	-
101-101-802.140	Contractual Services - Task Forces	10,243	3,366	-	**-**	-	-	-
101-101-802.150	Contractual Services - Sustainability	4,065	1,635	-	**-**	-	-	-
101-101-802.160	Contracted Zoom Meetings	19,291	12,060	15,660	**12,370**	12,370	12,370	12,370
101-101-880.000	Ceremonial	67	48	100	**100**	100	100	100
101-101-958.000	Membership & Dues	9,251	9,564	9,795	**9,975**	10,160	10,345	10,530
101-101-960.030	Conferences & Meetings	-	570	3,625	**3,475**	3,475	3,475	3,475
	Total Expenditures	45,824	38,379	62,135	**30,650**	30,835	31,020	31,205

City of Northville
Line Item Budget for the Year Ended June 30, 2024 and
Five Year Plan – 2023 through 2027

ACTIVITY: City Manager's Office **FUND NUMBER:** 101-172

SUPERVISOR: City Manager

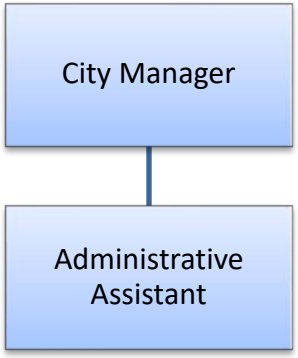

General Description of Activity

The City Manager's Office provides general administrative services for the management of the City to ensure that all Council policies and directives are carried out. Further, the City Manager coordinates the work of all City departments and employees. In addition, the City Manager is responsible for human resources, the building and planning department, and communications. Activities include providing liaison between the City Council, advisory boards/commissions, and City staff; preparing the City Council agenda and materials for Council meetings; preparing regular and special management reports; processing citizens' inquiries and service requests; working with citizens and the media for public relations and information purposes; working with other agencies of government including the DDA, Michigan Municipal League, State and County governments, representing the City at meetings and conferences, and serving on committees as directed.

The City Manager is responsible for the enforcement of all ordinances and expenditure of funds in accordance with the budget and the City Charter. It is also the responsibility of the Manager's Office to make recommendations to the City Council on legislation, financial programs, capital improvements, special events, and other administrative matters. The office is directly responsible for the City's personnel program including recruitment, employee safety and training, and labor relations.

City Manager's Office – continued

Proposed Fiscal Year Overview

The proposed budget decreases approximately 16% due to one-time costs incurred in the prior year related to the retirement of the previous City Manager.

Departmental Goals & Objectives

It is the responsibility of the City Manager's office to coordinate, follow-up, and manage the goals and objectives of the City Council. These goals and objectives are listed in the City Council section of the budget and explained in further detail in Section I.

Performance Measures

	FY2020 Actual	FY2021 Actual	FY2022 Actual	FY2023 Projected	FY2024 Estimated
Inputs & Outputs					
Number of Agenda Packets Prepared	28	30	28	27	27
Labor Contracts Negotiated	0	3	1	0	0
Efficiency & Effectiveness					
Departmental Cost Per Capita	$58	$58	$61	$87	$73

City of Northville
Line Item Budget for the Year Ended June 30, 2024 and
Five Year Plan - 2023 through 2027

GENERAL FUND EXPENDITURES - Administration

City Manager's Office

Account Number	Description	2020-21 Actual	2021-22 Actual	2022-23 Projected	**2023-24 Proposed Budget**	2024-25 Estimated Budget	2025-26 Estimated Budget	2026-27 Estimated Budget
101-172-702.000	Vehicle Allowance	5,400	5,400	6,475	**6,000**	6,000	6,000	6,000
101-172-706.000	Salaries	153,604	158,065	232,920	**191,900**	194,300	194,300	194,300
101-172-725.000	Fringe Benefits	80,711	81,256	99,500	**107,675**	109,020	109,020	109,020
101-172-726.000	Supplies	105	119	200	**200**	200	200	200
101-172-731.000	Publications	203	251	230	**235**	240	245	245
101-172-801.000	Contractual Services	-	-	49,500	**-**	-	-	-
101-172-853.000	Cell Phone Allowance	1,800	1,800	2,065	**1,800**	1,800	1,800	1,800
101-172-874.000	Unfunded Pension Contributions	100,280	113,293	122,210	**122,130**	122,130	122,130	79,380
101-172-876.000	Retiree Healthcare Costs	4,609	2,481	-	**-**	-	-	-
101-172-958.000	Membership & Dues	1,188	1,219	2,255	**1,280**	1,310	1,365	1,415
101-172-960.030	Conference & Meetings	640	2,127	2,855	**4,465**	4,265	4,365	4,465
	Total Expenditures	348,540	366,012	518,210	**435,685**	439,265	439,425	396,825

City of Northville
Line Item Budget for the Year Ended June 30, 2024 and
Five Year Plan – 2023 through 2027

ACTIVITY: Communications **FUND NUMBER:** 101-175

SUPERVISOR: City Manager

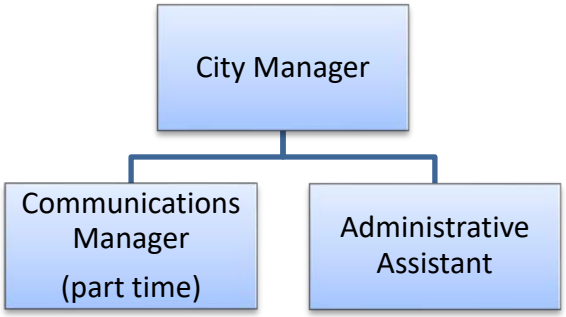

General Description of Activity

The Communications Department was established as a result of implementing a high priority goal of City Council in 2016. This department is responsible for updating and maintaining the City's website, publishing the weekly online "City News", publishing the quarterly "Northville Matters" newsletter, maintaining the City's social media accounts, and issuing press releases. The Communications Manager writes the articles and the City Manager's Administrative Assistant add the content to the City News and Northville Matters templates. The Communications Manager is responsible for maintaining the social media accounts and issuing the press releases.

Proposed Fiscal Year Overview

The proposed fiscal year 2024 budget is consistent with the prior year.

Communications – continued

Departmental Goals & Objectives

Continue to improve and expand city-wide communications and expand the number of City News subscribers.

Performance Measures

	FY2020 Actual	FY2021 Actual	FY2022 Actual	FY2023 Projected	FY2024 Estimated
Inputs & Outputs					
# of Facebook followers	1,340	1,601	2,200	2,400	2,600
# of subscribers to City News	1,948	2,185	2,249	2,300	2,400
# of Twitter followers	390	445	481	500	525
Efficiency & Effectiveness					
Cost per Capita	$14.66	$14.42	$15.17	$15.70	$15.88

City of Northville
Line Item Budget for the Year Ended June 30, 2024 and
Five Year Plan - 2023 through 2027

GENERAL FUND EXPENDITURES - Administration

Communications

Account Number	Description	2020-21 Actual	2021-22 Actual	2022-23 Projected	**2023-24 Proposed Budget**	2024-25 Estimated Budget	2025-26 Estimated Budget	2026-27 Estimated Budget
101-175-706.000	Salaries - Full Time	18,053	18,579	20,725	**21,730**	22,000	22,000	22,000
101-175-709.000	Salaries - Part Time	36,750	40,570	40,350	**37,735**	38,205	38,205	38,205
101-175-725.000	Fringe Benefits	13,153	13,448	13,680	**15,405**	15,595	15,595	15,595
101-175-726.000	Supplies	6	46	100	**100**	100	100	100
101-175-801.000	Contractual Services	3,500	3,500	4,165	**3,500**	3,500	3,500	3,500
101-175-801.190	Technology Support & Services	254	-	240	**250**	250	250	250
101-175-801.340	City Web Site	4,076	4,161	4,410	**4,580**	4,755	4,940	5,135
101-175-901.000	Printing & Publishing	10,272	10,280	10,165	**10,425**	10,425	10,425	10,425
	Total Expenditures	86,064	90,584	93,835	**93,725**	94,830	95,015	95,210

City of Northville
Line Item Budget for the Year Ended June 30, 2024 and
Five Year Plan – 2023 through 2027

ACTIVITY: City Clerk's Office **FUND NUMBER:** 101-215

SUPERVISOR: City Clerk

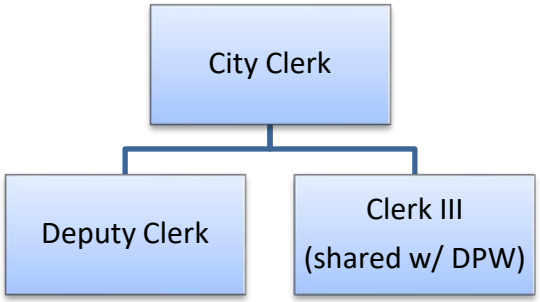

General Description of Activity

The City Clerk provides administrative service to all city operations and includes: maintaining ordinances, resolutions, contracts, legal notices, and other legal documents, issuing various licenses and permits, publishing bid notices and unofficial results, record bid opening results, maintenance of parking ticket data, public hearing notice publication and mailings, reviews all insurance documents pertaining to special events, records retention and management, risk management, website updates, administrative support to the Board and Commission Selection Committee, maintains board and commissions lists (terms renewals, etc.), administers oaths of office, and certifies resolutions, ordinances, and other records.

The City Clerk also serves as the Freedom of Information Act Coordinator, Election Administrator, Administrative supervisor of the Building Department, and Administrative Supervisor of the Planning and Zoning Department. The City Clerk is responsible for maintaining and updating various city website pages pertaining to boards and commissions, meeting postings, agendas and minutes, election information, ordinances updates, public hearing notices, posting meeting packets, various updates for Planning/Zoning, and other updates as needed.

As the Secretary to the City Council, the City Clerk also performs other clerical duties including recording and transcribing City Council meeting minutes, Liquor License Review Committee recording secretary, and Board and Commission Selection Committee recording secretary.

City Clerk – continued

The Front Office is located in the City Clerk's office. In addition to clerical staff's individual position responsibilities, shared clerical staff provides customer service, including but not limited to telephone and customer reception; responding to miscellaneous in-person questions/inquiries, receiving all payments, daily deposit preparation, parking ticket data maintenance and collection efforts, dog licensing, business licenses, issuing miscellaneous licenses and permits, and notary services.

Proposed Fiscal Year Overview

The FY24 budget projects a decrease of approximately 3.5% over the previous year primarily due to decreased pension contributions.

Departmental Goals & Objectives

- Records Management: Expand electronic records storage and document management solutions.
- Explore and implement online registration (and renewal) and payment options for City Clerk services (business licenses, dog licenses, etc.).

Performance Measures

	FY2020 Actual	FY2021 Actual	FY2022 Actual	FY2023 Projected	FY2024 Estimated
Inputs & Outputs					
Number of Business Licenses Issued	286	272	263	254	250
Number of Dog Licenses Issued	384	387	377	370	375
Number of FOIA Requests Processed	68	105	104	102	100
Efficiency & Effectiveness Measures					
Departmental Cost Per Capita	$19	$18	$18	$23	$22

City of Northville
Line Item Budget for the Year Ended June 30, 2024 and
Five Year Plan - 2023 through 2027

GENERAL FUND EXPENDITURES - Administration

City Clerk's Office

Account Number	Description	2020-21 Actual	2021-22 Actual	2022-23 Projected	**2023-24 Proposed Budget**	2024-25 Estimated Budget	2025-26 Estimated Budget	2026-27 Estimated Budget
101-215-706.000	Salaries - Full Time	28,024	29,126	43,035	**45,820**	46,805	46,805	46,805
101-215-707.000	Salaries - Overtime	110	-	200	**205**	210	210	210
101-215-709.000	Salaries - Part Time	3,630	46	385	**-**	-	-	-
101-215-725.000	Fringe Benefits	17,475	17,640	24,005	**27,920**	28,510	28,510	28,510
101-215-726.000	Supplies	934	615	1,110	**1,150**	1,060	1,150	1,075
101-215-801.000	Contractual Services	-	-	1,500	**750**	750	18,750	18,750
101-215-853.000	Telephone	900	900	990	**1,260**	1,260	1,260	1,260
101-215-863.000	Mileage	-	-	75	**150**	150	150	150
101-215-874.000	Unfunded Pension Contributions	47,666	54,984	61,260	**49,285**	49,285	49,285	32,040
101-215-876.000	Retiree Healthcare Costs	6,030	1,385	-	**-**	-	-	-
101-215-900.000	Printing & Publishing	3,405	2,501	4,800	**4,800**	4,800	4,800	4,800
101-215-958.000	Membership & Dues	360	460	865	**800**	800	800	800
101-215-960.000	Education & Training	-	-	1,600	**2,800**	2,800	2,800	2,800
	Total Expenditures	108,534	107,658	139,825	**134,940**	136,430	154,520	137,200

City of Northville
Line Item Budget for the Year Ended June 30, 2024 and
Five Year Plan – 2023 through 2027

ACTIVITY: Technology **FUND NUMBER**: 101-228

SUPERVISOR: Finance Director/Treasurer

General Description of Activity

This department is responsible for oversight of the City's investment in technology, information system administration, and the telecommunication system. Staff time is devoted toward technology planning, hardware, and software maintenance, as well as support and training to other City departments. This range of support includes a wide area network with one virtual server and 31 personal computer workstations connected to three City buildings. The City contracts out network services and helpdesk support. Security of the network infrastructure is a high priority.

Proposed Fiscal Year Overview

Total expenditures fluctuate year to year in this department due to timing of technology improvements. Expenditures are proposed to increase 48% from the prior year. Replacement of the network servers, copy machines, and computers at City Hall are proposed.

Performance Measures

	FY2020 Actual	FY2021 Actual	FY2022 Actual	FY2023 Projected	FY2024 Estimated
Efficiency & Effectiveness Measures					
Departmental Cost per Capita	$13	$12	$12	$21	$35

City of Northville
Line Item Budget for the Year Ended June 30, 2024 and
Five Year Plan - 2023 through 2027

GENERAL FUND EXPENDITURES - Administration

Technology

Account Number	Description	2020-21 Actual	2021-22 Actual	2022-23 Projected	**2023-24 Proposed Budget**	2024-25 Estimated Budget	2025-26 Estimated Budget	2026-27 Estimated Budget
101-228-706.000	Wages - Regular Full Time	5,565	5,685	5,865	**6,015**	6,090	6,090	6,090
101-228-725.000	Fringe Benefits	2,801	2,853	2,710	**2,760**	2,800	2,800	2,800
101-228-726.000	Supplies	244	267	250	**250**	250	250	250
101-228-801.000	Contractual Services	22,830	27,620	28,765	**25,020**	25,020	25,020	25,020
101-228-801.190	Computer Program Services	20,572	21,332	47,815	**35,075**	33,645	34,225	34,825
101-228-801.350	Internet Access	2,474	1,891	1,850	**1,850**	1,850	1,850	1,850
101-228-802.700	GIS Assistance	4,754	8,974	9,000	**9,000**	9,000	9,000	9,000
101-228-802.900	Document Imaging	5,228	-	-	**-**	-	-	-
101-228-853.000	Telephone/Communications	360	360	360	**360**	360	360	360
101-228-967.010	Computer Software & Peripherals	9,613	4,304	13,760	**43,250**	8,250	10,750	10,750
101-228-982.020	Major Hardware Replacements	-	-	29,565	**83,000**	-	8,000	-
	Total Expenditures	74,441	73,286	139,940	**206,580**	87,265	98,345	90,945

City of Northville
Line Item Budget for the Year Ended June 30, 2024 and
Five Year Plan – 2023 through 2027

ACTIVITY: Finance and Administrative Services **FUND NUMBER:** 101-230

SUPERVISOR: Finance Director/Treasurer

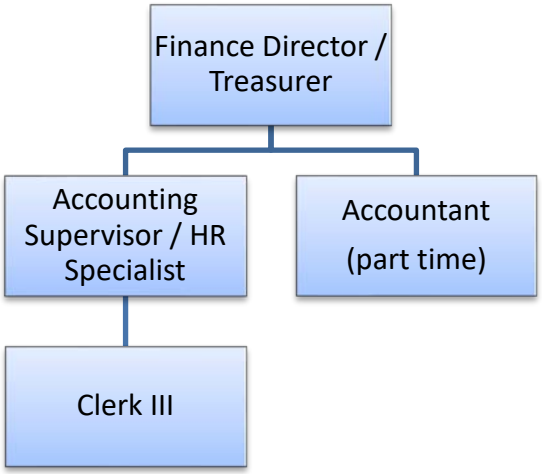

General Description of Activity

This activity is responsible for the budgeting, accounting, reporting and management of the City's financial activities. This includes responding to public inquiries and requests of other City departments. Daily activities include accounts receivable, accounts payable, payroll, utility billing, general ledger, cash management, account analysis, and budgetary and accounting control. Special projects include analysis of the City's rate structures, capital programming, purchasing procedures, annual audit, employee benefits issues, and the identification and development of cost saving opportunities.

Finance and Administrative Services – continued

This Department also assists the City Manager's office with a wide range of general and administrative issues. Such issues include long-term planning, financial and operational analysis, labor negotiations and personnel administration. In addition, the Director in this department oversees the City's Technology program and the Tax & Assessing Department.

Proposed Fiscal Year Overview

The proposed fiscal year 2024 budget slightly decreases from the prior year. Most line items had inflationary increases. However, they are offset by the reduced pension contribution requirement due to changes in plan participants.

Departmental Goals & Objectives

- Develop financial policies manual. Review and update policies as warranted.
- Analyze the overhead charge from the General Fund to other funds.
- Investigate alternative options to budget document presentation.

Performance Measures

	FY2020 Actual	FY2021 Actual	FY2022 Actual	FY2023 Projected	FY2024 Estimated
Efficiency & Effectiveness Measures					
Bond Rating (Standard & Poor's)	AA+	AA+	AA+	AA+	AA+
Departmental Cost per Capita	$55	$55	$57	$57	$57
Pension Funded Ratio per Valuation	69%	73%	86%	83%	90%
OPEB Funded Ration per Valuation	90%	101%	113%	115%	115%

City of Northville
Line Item Budget for the Year Ended June 30, 2024 and
Five Year Plan - 2023 through 2027

GENERAL FUND EXPENDITURES - Administration

Finance and Administrative Services

Account Number	Description	2020-21 Actual	2021-22 Actual	2022-23 Projected	**2023-24 Proposed Budget**	2024-25 Estimated Budget	2025-26 Estimated Budget	2026-27 Estimated Budget
101-230-706.000	Salaries - Full Time	136,627	140,056	139,470	**143,005**	144,795	144,795	144,795
101-230-707.000	Salaries - Overtime	2,041	1,675	3,700	**3,795**	3,840	3,840	3,840
101-230-709.000	Salaries - Part Time	40,904	43,202	42,805	**43,880**	44,425	44,425	44,425
101-230-725.000	Fringe Benefits	78,938	80,512	75,815	**77,050**	78,245	78,245	78,245
101-230-726.000	Supplies	333	362	825	**825**	825	825	825
101-230-731.000	Publications	888	769	800	**800**	800	800	800
101-230-801.000	Contractual Services	235	-	-	**-**	-	-	-
101-230-805.000	Auditing Fees - General Fund	12,509	19,760	19,430	**19,880**	20,300	20,730	21,170
101-230-853.000	Telephone	900	900	900	**900**	900	900	900
101-230-874.000	Unfunded Pension Contributions	42,147	48,661	54,370	**45,905**	45,905	45,905	29,840
101-230-876.000	Retiree Healthcare Costs	8,134	4,302	-	**-**	-	-	-
101-230-958.000	Memberships & Dues	1,145	1,005	890	**925**	930	935	940
101-230-960.000	Education & Training	975	1,646	2,000	**3,000**	3,000	3,000	3,000
	Total Expenditures	325,776	342,849	341,005	**339,965**	343,965	344,400	328,780

City of Northville
Line Item Budget for the Year Ended June 30, 2024 and
Five Year Plan – 2023 through 2027

ACTIVITY: Tax & Assessing Department **FUND NUMBER:** 101-252

SUPERVISOR: Finance Director/Treasurer

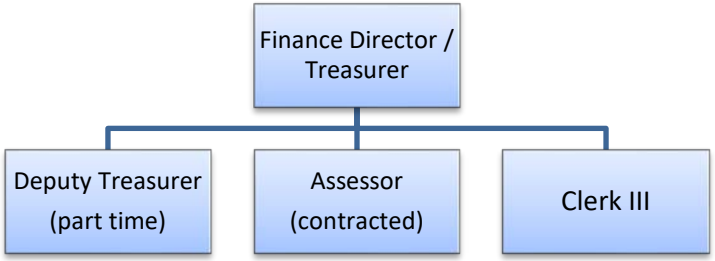

General Description of Activity

This department includes the offices of the City Assessor and City Treasurer. The Treasurer's Office is responsible for the billing, collection, and disbursement of all taxes due the City as well as all other taxing jurisdictions. The property tax is the principal funding source for General Fund operations. The other jurisdictions include State Education Tax, Wayne County, Oakland County, Northville Public Schools, Wayne Regional Educational Service Agency (RESA), Schoolcraft Community College, Huron Clinton Metropark Authority, Northville District Library, and other special taxing authorities. This department is also responsible for the collection of delinquent personal property taxes.

The City offers various options for taxpayers to make payments: credit cards online or in office, mail to lockbox, ACH (auto payment from taxpayer bank account), walk-in, and 24/7 drop box.

The City Assessor is a part-time contracted position. There is a Deputy Treasurer and a clerical employee assigned to this department. However, those employees also have duties in the Finance Department. This Department keeps records on all properties including land and buildings.

Tax & Assessing Department – continued

Proposed Fiscal Year Overview

The proposed fiscal year 2024 budget shows an decrease of 1% primarily related to lower pension contribution requirements due to changes in participant counts .

Performance Measures

Measure	FY2020 Actual	FY2021 Actual	FY2022 Estimated	FY2023 Projected	FY2024 Estimated
Assessment Roll Year	**2019**	**2020**	**2021**	**2022**	**2023**
Parcel Count - Real Property	2,623	2,629	2,637	2,641	2,628
Parcel Count – Personal Property	536	542	528	542	541
March Board of Review Appeals - Residential Real	22	20	29	9	35
March Board of Review Appeals - Commercial & Industrial Real	0	8	3	1	4
March Board of Review Appeals - Personal Property	22	8	6	9	10
Tax Tribunal - Small Claims Appeals Filed	2	2	0	0	0
Tax Tribunal - Full Tribunal Appeals Filed	0	0	1	0	0
# of Parcels with a Principal Residence Exemption (PRE)	2,030	2,095	2,069	2,091	2,099
# of Parcels exempt from personal property taxes (under 40,000 TV)	342	374	398	407	n/a
# of Parcels exempt from personal property taxes (under 90,000 TV)	n/a	n/a	n/a	n/a	513
# of Disabled Veteran Exemptions Granted	n/a	n/a	1	4	5

City of Northville
Line Item Budget for the Year Ended June 30, 2024 and
Five Year Plan - 2023 through 2027

GENERAL FUND EXPENDITURES - Administration

Tax & Assessing Department

Account Number	Description	2020-21 Actual	2021-22 Actual	2022-23 Projected	**2023-24 Proposed Budget**	2024-25 Estimated Budget	2025-26 Estimated Budget	2026-27 Estimated Budget
101-252-703.000	Wages - Board of Review	1,260	1,260	1,190	**1,400**	1,400	1,400	1,400
101-252-706.000	Wages - Full Time	42,466	43,466	44,645	**45,780**	46,350	46,350	46,350
101-252-709.000	Wages - Part Time	11,687	12,343	12,230	**12,540**	12,695	12,695	12,695
101-252-725.000	Fringe Benefits	24,593	24,665	24,240	**24,635**	25,015	25,015	25,015
101-252-726.000	Operating Supplies	42	105	200	**200**	200	200	200
101-252-801.000	Contractual Services	540	470	470	**470**	470	470	470
101-252-802.000	Collection Services	314	-	-	**-**	-	-	-
101-252-802.040	Legal Services	3,934	3,275	5,000	**5,000**	5,000	5,000	5,000
101-252-806.000	Contracted Assessing Services	50,900	51,900	52,940	**55,620**	58,380	61,320	64,390
101-252-874.000	Unfunded Pension Contributions	60,197	69,234	76,430	**69,480**	69,480	69,480	45,160
101-252-876.000	Retiree Healthcare Costs	1,128	610	-	**-**	-	-	-
101-252-900.000	Printing & Publishing	5,690	7,071	7,965	**8,150**	8,150	8,450	8,450
101-252-958.000	Membership & Dues	417	596	845	**850**	855	885	865
101-252-960.000	Education & Training	468	758	2,645	**2,390**	2,400	2,400	2,400
	Total Expenditures	203,636	215,753	228,800	**226,515**	230,395	233,665	212,395

City of Northville
Line Item Budget for the Year Ended June 30, 2024 and
Five Year Plan – 2023 through 2027

ACTIVITY: Elections **FUND NUMBER:** 101-262

SUPERVISOR: City Clerk

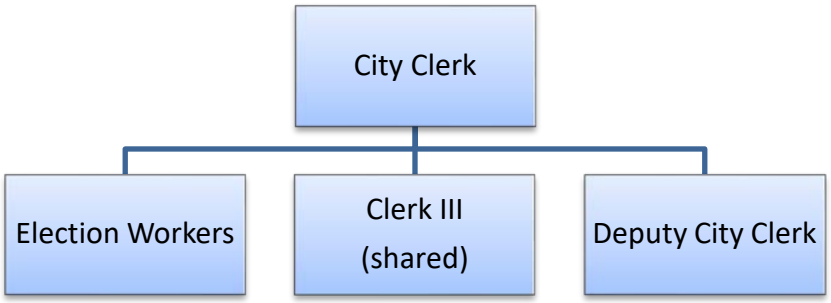

General Description of Activity

This activity accounts for all direct expenditures related to Elections including a portion of the staff wages and fringe benefits, election inspector wages, ballots, publications, precinct supplies, equipment upgrades, facility rental costs, programming services, absent voter ballot costs, and software/hardware licenses, and equipment maintenance agreements.

The election process includes maintaining voter registration information using the Qualified Voter File and preparing for elections. Election preparation begins at least 4 months before each election and includes petition submissions, Election Commission meetings, ballot proofing, audio ballot proofing, preparation and mailing of permanent absent voter applications, processing absentee ballot requests, Military and Overseas Voter Empowerment Act (MOVE) ballot tracking, election worker assignment for polling places and the and absent voter counting board, ordering precinct supplies and preparing precinct kits, logic testing of voting equipment, public accuracy test, publication of legal notices, website updates, election worker, electronic poll book preparation, updating election day manuals and procedures, post-election reporting requirements, and audits.

In accordance with State Law, election inspectors attend mandatory training during the even-year election cycle. Training is conducted by the Novi City Clerk, and/or Oakland County Elections. Supplemental training is done by the City Clerk.

Elections – continued

Proposed Fiscal Year Overview

The Elections budget fluctuates each fiscal year depending on the number and type of elections to be administered. The proposed FY 2023-2024 budget increases due to the number of known elections, potential costs associated with staffing, and equipment costs.

With the changes due to the passage of Proposal 2 of 2022 the need for a full-time Deputy City Clerk has become a necessity. The workload is anticipated to increase due to 9-day early voting being implemented in February 2024 and other statute changes. Mailing costs associated with mass mailings of applications and ballots will be increased, however, they will be reimbursable. We are still waiting on the final analysis of all of the changes on the horizon due to elections but it is important to prepare appropriately.

Long-Term Overview

As the redevelopment of Northville Downs and other approved developments move forward, Staff will be monitoring voter registration numbers for Precinct 1 (Wayne County). The current number of registered voters is approximately 2,500 and the maximum allowed is 2,999. The precinct may need to be split into two voting precincts to accommodate new voters. FY 2025-2026 includes the cost of additional voting equipment, an Electronic Poll Book, and wages for additional election workers.

Splitting Precinct 2 will also be evaluated. While the voter registration numbers for Precinct 2 is approximately 2,700 and should continue to remain below the statutory maximum, splitting the precinct would make the precinct more manageable on Election Day. Factors to consider are the location of a new polling place, additional equipment costs, and wages for additional election workers.

Departmental Goals & Objectives

- Promote civic engagement through the electoral process: Monitor website content and update as needed for current election information, and use various communication platforms to explain election updates to voters.
- Maintain Election Security: Follow multi-factor authentication procedures for the Qualified Voter File, and two-factor authentication for the election database; conduct logic and accuracy testing using State guidelines and procedures; follow State law on seal and chain of custody procedures; and following all statutes on security of ballot drop box.
- Election Law Compliance: Review and update practices and procedures for accurate elections and post-election audit compliance.
- Certifications – City Clerk and Deputy Clerk: Remain accredited to administer City of Northville elections.
- Poll Worker Certification: Partner with the City of Novi and Oakland County Elections for mandatory election inspector training, if applicable.

Elections – continued

Performance Measures

	FY2020 Actual	FY2021 Actual	FY2022 Actual	FY2023 Projected	FY2024 Estimated
Inputs & Outputs					
Number of Registered Voters	5,302	5,204	5,252	5,270	5,300
Number of Elections Conducted	2	3	2	2	3
Absent Voter Ballots Prepared	2,717	6,757	1,396	3,645	7,500
Efficiency & Effectiveness Measures					
Cost of Elections per Capita	$16	$17	$21	$22	$18
% of Registered Voters Voting – November	42%	83%	29%	25%	85%
% of Registered Voters Voting – August	n/a	45%	n/a	n/a	65%
% of Registered Voters Voting – May	n/a	26%	n/a	20%	n/a
% of Registered Voters Voting – February or March	50%	n/a	n/a	n/a	70%

City of Northville
Line Item Budget for the Year Ended June 30, 2024 and
Five Year Plan - 2023 through 2027

GENERAL FUND EXPENDITURES - Administration

Elections

Account Number	Description	2020-21 Actual	2021-22 Actual	2022-23 Projected	**2023-24 Proposed Budget**	2024-25 Estimated Budget	2025-26 Estimated Budget	2026-27 Estimated Budget
101-262-704.000	Salaries - Election Workers	15,346	4,674	11,730	**13,200**	15,300	13,200	15,300
101-262-706.000	Salaries - Regular Full Time	26,722	27,248	39,000	**41,660**	42,575	42,575	42,575
101-262-707.000	Salaries - Regular Overtime	1,827	934	2,110	**2,500**	2,260	2,500	2,260
101-262-709.000	Salaries - Regular Part Time	7,905	7,326	5,185	**-**	-	-	-
101-262-725.000	Fringe Benefits	18,878	17,363	23,535	**27,145**	27,360	27,185	27,360
101-262-726.000	Operating Supplies	5,347	9,593	9,750	**7,200**	7,050	13,200	12,750
101-262-801.000	Contracted Services	277	-	-	**-**	-	-	-
101-262-801.190	Technology Support & Services	6,870	5,575	6,800	**7,025**	13,400	7,025	13,400
101-262-863.000	Mileage Reimbursement	87	-	100	**100**	100	100	100
101-262-874.000	Unfunded Pension Contributions	1,553	1,833	2,185	**2,240**	2,250	2,250	1,460
101-262-876.000	Retiree Healthcare Costs	748	-	-	**-**	-	-	-
101-262-900.000	Printing & Publishing	1,614	3,169	3,255	**4,905**	4,455	3,905	4,455
101-262-932.000	Maintenance	-	-	3,800	**3,800**	3,800	4,300	4,300
101-262-942.010	Rent at Community Center	1,981	597	1,800	**1,200**	1,200	1,200	1,200
101-262-943.000	Equipment Rental	433	185	325	**325**	325	325	325
101-262-967.000	Misc Election Equipment	-	-	1,000	**4,000**		2,000	2,000
101-262-977.000	Capital Outlay- Equip >$5,000	-	-	-	**6,000**	-	6,000	6,000
	Subtotal	89,588	78,496	110,575	**121,300**	120,075	125,765	133,485
Reimbursable Expenditures								
101-262-704.990	Salaries - Election Workers	5,855	-	6,000	**6,000**	-	-	-
101-262-706.990	Salaries - Regular Full Time	11	-	305	**305**	-	-	-
101-262-707.990	Salaries - Regular Overtime	1,056	-	1,400	**1,400**	-	-	-
101-262-726.990	Operating Supplies	3,197	-	4,200	**4,200**	-	-	-
101-262-801.860	Technology Support & Services	1,900	-	3,325	**3,325**	-	-	-
101-262-802.010	Legal Fees	-	-	405	**405**	-	-	-
101-262-863.990	Mileage Reimbursement	27	-	50	**50**	-	-	-
101-262-900.990	Printing & Publishing	1,207	-	1,290	**1,290**	-	-	-
	Subtotal	13,253	-	16,975	**16,975**	-	-	-
	Total Expenditures	102,841	78,496	127,550	**138,275**	120,075	125,765	133,485

City of Northville
Line Item Budget for the Year Ended June 30, 2024 and
Five Year Plan – 2023 through 2027

ACTIVITY: City Hall Buildings and Grounds **FUND NUMBER**: 101-265

SUPERVISOR: Director, Department of Public Works

General Description of Activity

This activity encompasses maintenance and utilities for the City Hall building and grounds.

Proposed Fiscal Year Overview

The proposed budget reflects a 4% increase from the prior year primarily due to the addition of a key fob system to the exterior doors at City Hall.

City of Northville
Line Item Budget for the Year Ended June 30, 2024 and
Five Year Plan - 2023 through 2027

GENERAL FUND EXPENDITURES - City Hall Buildings and Grounds

		2020-21 Actual	2021-22 Actual	2022-23 Projected	**2023-24 Proposed Budget**	2024-25 Estimated Budget	2025-26 Estimated Budget	2026-27 Estimated Budget
City Hall Building and Grounds								
101-265-706.000	Wages/Salaries	11,161	7,579	10,000	**10,250**	10,380	10,380	10,380
101-265-707.000	Overtime	74	529	935	**960**	970	970	970
101-265-709.000	Wages - Janitorial	-	11,328	20,855	**21,275**	21,540	21,540	21,540
101-265-725.000	Fringe Benefits	10,405	8,225	12,635	**12,940**	13,100	13,100	13,100
101-265-726.600	Maintenance Supplies	3,549	4,783	4,500	**4,500**	4,500	4,500	4,500
101-265-775.000	Materials	5,276	1,817	3,000	**8,000**	3,000	3,000	3,000
101-265-801.000	Contractual Services	17,651	21,538	51,520	**53,070**	36,990	37,120	37,250
101-265-801.010	Janitorial Services	25,485	9,965	-	**-**	-	-	-
101-265-853.000	Telephone	16,974	16,518	16,610	**16,800**	16,800	16,800	16,800
101-265-920.000	Solid Waste Collection	468	527	965	**1,020**	1,055	1,090	1,125
101-265-920.010	Electrical Service	37,988	41,321	42,840	**43,700**	44,570	45,460	46,370
101-265-920.020	Natural Gas Service	8,644	13,822	14,000	**14,280**	14,570	14,860	15,160
101-265-920.030	Water & Sewer Service	3,012	2,996	5,000	**5,100**	5,200	5,300	5,410
101-265-932.000	Maintenance - Generator & Siren	2,774	3,971	6,035	**4,425**	4,425	4,425	4,425
101-265-938.100	Elevator Maintenance	4,483	4,477	4,610	**4,740**	4,880	5,020	5,170
101-265-943.000	Equipment Rental	3,032	2,149	2,530	**2,560**	2,590	2,620	2,650
101-265-967.000	Minor Building Improvements	2,505	-	-	**-**	-	-	-
	Total Expenditures	153,481	151,545	196,035	**203,620**	184,570	186,185	187,850

City of Northville
Line Item Budget for the Year Ended June 30, 2024 and
Five Year Plan – 2023 through 2027

ACTIVITY: City Attorney **FUND NUMBER:** 101-266

SUPERVISOR: City Manager

General Description of Activity

This activity accounts for the legal and prosecuting services performed by the City Attorney. The City Attorney serves as legal advisor for the City Council, City Manager, and all City Departments. The City Attorney represents the City in most lawsuits by or against the City and reviews the form and content of ordinances, resolutions, agreements, and other official documents of the City.

Traditionally, the City has retained separate legal firms for specialty assistance such as when the City needs legal counsel for labor relations assistance, real estate/development matters or long-term financing projects.

Proposed Fiscal Year Overview

The budget decreases by 12% primarily due to specialty real estate and cell tower assistance required in the prior fiscal year. Legal fees are unpredictable due to circumstances that arise during the year.

Performance Measures

	FY2020 Actual	FY2021 Actual	FY2022 Actual	FY2023 Projected	FY2024 Estimated
Efficiency & Effectiveness					
Departmental Costs per Capita	$21	$32	$25	$29	$25

City of Northville
Line Item Budget for the Year Ended June 30, 2024 and
Five Year Plan - 2023 through 2027

GENERAL FUND EXPENDITURES - Administration

City Attorney's Office

Account Number	Description	2020-21 Actual	2021-22 Actual	2022-23 Projected	**2023-24 Proposed Budget**	2024-25 Estimated Budget	2025-26 Estimated Budget	2026-27 Estimated Budget
101-266-802.010	Legal Service - General	49,189	36,915	51,000	**42,000**	34,000	36,000	38,000
101-266-802.020	Legal Service - Prosecution	110,980	90,877	100,000	**100,000**	100,000	100,000	100,000
101-266-802.030	Legal Service - Labor	28,438	20,184	22,000	**10,000**	30,000	10,000	10,000
	Total Expenditures	188,607	147,975	173,000	**152,000**	164,000	146,000	148,000

City of Northville
Line Item Budget for the Year Ended June 30, 2024 and
Five Year Plan – 2023 through 2027

ACTIVITY: Insurance & Central Supplies

FUND NUMBER: 101-268 through 101-271

SUPERVISOR: City Manager

General Description of Activity

Insurance
This activity includes the cost of participating in a risk management pool through the Michigan Municipal Risk Management Authority (MMRMA). In addition, a loss reserve has been established to cover deductibles and uninsured losses.

Central Supplies
Central Supplies encompasses office supplies, copy machine supplies and maintenance, postage, office equipment maintenance, computer supplies, office equipment purchase, and coffee service. These items deal with use, for the most part, by departments . Office supplies used exclusively by individual departments are charged to that department's supplies budget. Departments that handle all of their office supplies in their respective budgets are the Public Works Department, Police Department, Allen Terrace, and the Downtown Development Authority.

Proposed Fiscal Year Overview

The City's contribution for insurance premiums is estimated to increase by 3% for FY 2024. This is due to external market factors in the insurance industry which causes MMRMA's rates to increase. The City contribution to MMRMA is allocated to the various funds based upon factors which include real and personal property values, quantity and type of vehicles, and prior year expenditure levels. The amount budgeted in this section of the budget is for City administration functions.

The central supplies budget is consistent with the prior year.

City of Northville
Line Item Budget for the Year Ended June 30, 2024 and
Five Year Plan - 2023 through 2027

GENERAL FUND EXPENDITURES - Insurance & Central Supplies

Account Number	Description	2020-21 Actual	2021-22 Actual	2022-23 Projected	**2023-24 Proposed Budget**	2024-25 Estimated Budget	2025-26 Estimated Budget	2026-27 Estimated Budget
Insurance								
101-268-962.00	Liability Insurance	28,021	30,172	28,310	**29,160**	30,030	30,930	31,850
Central Supplies								
101-271-726.000	Office Supplies	2,200	1,375	2,000	**2,000**	2,000	2,000	2,000
101-271-726.090	Supplies - Covid Related	8,707	329	-	**-**	-	-	-
101-271-726.110	Computer Supplies	2,216	1,594	2,550	**2,600**	2,650	2,700	2,750
101-271-726.120	Copiers-Supplies	1,241	1,784	2,050	**2,050**	2,050	2,050	2,050
101-271-730.000	Postage	11,684	13,003	11,630	**11,630**	11,630	11,630	11,630
101-271-933.000	Office Equipment Maintenance	1,934	1,564	2,040	**2,040**	2,040	2,040	2,040
101-271-955.080	Coffee Service	51	120	150	**150**	150	150	150
101-271-955.090	Copiers-Maintenance	6,213	8,785	7,000	**7,000**	7,000	7,000	7,000
		34,246	28,555	27,420	**27,470**	27,520	27,570	27,620
Total Expenditures - Insurance, Central Supplies and		62,267	58,727	55,730	**56,630**	57,550	58,500	59,470

City of Northville
Line Item Budget for the Year Ended June 30 2024 and
Five Year Plan – 2023 through 2027

ACTIVITY: Police Department **FUND NUMBER:** 101-303 through 101-325

SUPERVISOR: Chief of Police

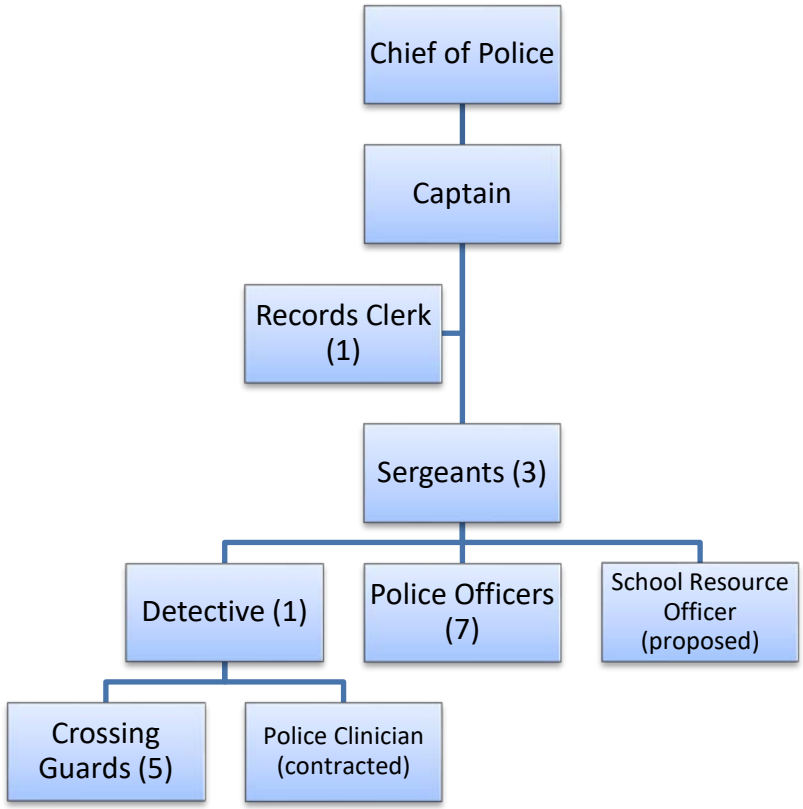

City of Northville
Line Item Budget for the Year Ended June 30 2024 and
Five Year Plan – 2023 through 2027

General Description of Activity

The Police Department provides a twenty-four hour a day patrol, using a minimum of two, one-officer patrol units. The Police Department is fully accredited through the Michigan Association of Chief of Police Law Enforcement Accreditation Program. Accreditation was received by the Northville Police Department in June of 2022. Accreditation status represents a significant professional achievement. Accreditation acknowledges the implementation of written directives, policies, and procedures that are conceptually sound, operationally effective and regarded as best practices in the industry. The Department is budgeted for a Chief of Police, a Captain, three Sergeants, and eight Police Officers, all of whom are licensed by the Michigan Commission on Law Enforcement Standard (MCOLES), one full-time administrative assistant, and five crossing guards. Every member of the department performs a multitude of tasks including records, training, investigations, and responding to calls for service. The police department has partnered with Hegira Health who provides us with an embedded Police Clinician. The Police Clinician assists the department with such issues as mental health emergencies, families in need of mental health assistance, persons who need mental health or addiction related care and senior services. The department's therapy dog, Sulley, is an English White Golden Retriever who is on hand to help our officers through tough situations and provide comfort and unconditional love when needed.

The police department activity is allocated among several categories for budgeting and accounting purposes. The following is a brief explanation on each of the budget categories.

Police Racetrack Services - The Police Department provides police presence at Northville Downs. This patrol includes the interior of the building, stable area and parking lots. Essentially, this function has been reduced to "walk through" periodic patrols with no significant increase in criminal activity. The Northville Police Department conducted a total of 354 foot patrols at the race track in 2022. This number is down from 604 foot patrols in 2021. The racetrack is expected to close in at the end of December 2023

During calendar year 2022, the Department responded to 181 calls for service (CFS) from the racetrack compared to 63 CFS in the prior year. Included in this number are 47 details to safeguard the collection of money, up from 19 in 2021. This category of costs is reimbursed by breakage revenue.

Police Patrol - Officers assigned to patrol respond to calls for service, assist citizens and motorists, patrol the city to prevent crime, enforce traffic laws, and enforce criminal laws and city ordinances. The patrol function operates 24 hours a day, seven days a week.

Police Department – continued

minimum of two officers are always scheduled. In 2022, officers on patrol handled 14,818 calls for service (CFS), an increase of 6,540 calls for service from 2021. An increased emphasis on community policing details led to the increase in calls for service.

In total, there were 65 adult arrests made by the department in 2022, up from 62 in 2021. Of these arrests, 14, were drinking and driving offenses or operating under the influence of drugs. Officers issued a total of 549 traffic related citations and 1,078 parking citations. Officers also investigated a total of 214 traffic crashes in 2022.

Investigations – It is Department policy that patrol officers investigate each complaint as completely as they can before passing it to the Detective for further investigation. This category represents the investigation of criminal cases beyond the preliminary investigation done by the patrol officers. The duties include follow-up interviews, crime scene processing, delivery and pick-up of evidence at the crime lab, and presenting cases to the prosecuting attorney for the issuance of a warrant. The Detective also collects information to determine crime patterns or develop the method of operation of specific criminals. The detective must coordinate witnesses, deliver subpoenas and track evidence for court cases. The detective is also called upon to fill in on patrol, coordinate court cases, and assist with records functions.

Court Appearances - This activity represents the salaries and fringes for time officers spend in court and other costs related to processing and housing of prisoners. The city must pay the housing costs of those sentenced to serve time for a local ordinance conviction.

Training – This category is for the training of officers. In today's litigious society, it is essential that the Department train its personnel to reduce liability and to provide the best level of service possible to the community. Department staff conducts a portion of this training and employees are sent to various academies and colleges for seminars.

Critical training topics include firearm and use of force qualification, Taser, legal update, supervisory classes, active shooter, CPR, administering Narcan, AED use, self-defense, pathogens, de-escalation, implicit bias and control tactics. Where possible, this training is conducted with our own instructors. It is the immediate goal of the department to continue to review the core curriculum and advance

its training. It is also important that the Department continue to train the supervisory personnel by sending them to leadership seminars and schools.

Police Department – continued

Civic Events - This represents use of police services for special events in the city such as the Memorial Day Parade, the Independence Day Parade, the Heritage Festival, Halloween, and the Holiday Lighted Parade. The proposed budget provides the same level of service as pre-covid years for these events. These services are not reimbursed by the sponsoring organization.

Dispatch & Lockup - The City contracts with Northville Township for lockup service and 24-hour dispatch service to answer incoming calls for police, fire, and medical emergencies.

Administration & Records - This activity includes the salary of the Chief of Police, the Captain, the full-time Administrative Assistant, a portion of the Sergeants, and paid leave time, such as vacation and sick time. The cost of unfunded police retiree pension contributions is recorded in this activity. Other general costs such as uniforms, operational and office supplies and payment to other agencies and firms are charged in this section.

The department is open to the public from 8 am to 4 pm Monday through Friday. The public is assisted by dayshift personnel including the Chief, Captain, Detective, Patrol Officers, and the full-time Administrative Assistant. Citizens coming to the department during closed hours are able to contact Dispatch through the lower-level lobby phone for a patrol vehicle to respond. Emergency calls for service are routed through the 911 system to Northville Township who dispatches the patrol units.

Contracted Police Service - This activity includes wages and fringe benefits that are reimbursable by those who request special police services. This would include school events, races, festivals, and traffic control for commercial filming. Expenditures in this category are offset by a revenue line item.

Proposed Fiscal Year Overview

The proposed budget increases 7.7% from the prior year primarily due to three expected new hires coming in at the top of the pay scale due to lateral pay transfers which in turn will increase current salaries for three existing officers. It is proposed that one Sergeant attend

Police Department – continued

the FBINA Michigan Police Executive Development Seminar and an additional Sergeant attend the Police Staff and Command Training. Police department road patrol personnel operate on a 12-hour shift schedule.

The increase is also related to the department being requested by Northville Public Schools to partner in adding an officer to serve as a school resource officer. The proposed fiscal year costs would be covered 100% by a grant to the school district. Starting with fiscal year 2025, the City would be responsible for 50% of the ongoing costs. The proposed new position would work on departmental tasks during non-school hours/days. The officer would be assigned to Hillside Middle School but have responsibilities at all public schools within the city limits.

Departmental Goals & Objectives

- Improve professionalism and reduce liability by updating and training to policies and procedures, focusing on critical aspect of job, and reassignment of department responsibilities.
- Enhance service levels and improve community relations by adhering to contractual obligations and enhancing relations with the community by creating more positive contacts and increasing traffic/parking enforcement.
- Update the department's policies and general orders while adhering to the accreditation standards set forth by the Michigan Association of Chiefs of Police. Continue annual review of standards for reaccreditation in 2025.
- Send one Sergeant to FBINA Michigan Police Executive Development program and an additional Sergeant to Police Staff and Command Training.
- Continue the embedded Police Clinician position that is shared with Plymouth City and Northville Township utilizing approved grant funds when available.

City of Northville
Line Item Budget for the Year Ended June 30 2024 and
Five Year Plan – 2023 through 2027

continued

Police Department – continued

Performance Measures (by Calendar Year)

	CY2020 Actual	CY2021 Actual	CY2022 Actual	CY2023 Projected	CY2024 Estimated
Inputs & Outputs					
Total Calls for Service (CFS)	5,078	8,278	14,818	15,000	16,000
Traffic Crashes Investigated	153	197	214	187	199
Total Number of Arrests – Adult	83	62	65	70	66
Total Number of Arrests - Juvenile	1	1	3	2	2
Number of Operating While Intoxicated Arrests	23	16	14	18	16
Number of Traffic Related Charges	613	565	549	576	563
Number of Parking Violations	1,031	1,469	1,078	1,193	1,247
Liquor Inspections	150	253	97	167	172
Referrals to Youth Assistance	8	7	16	10	11
Violent Crime	7	8	5	7	7
Property Crime	33	21	34	29	28
Part I Offenses	30	25	32	29	29
Efficiency & Effectiveness Measures					
Average Response Time (minutes)	3:14	3:56	4:23	3:51	3:51
Department Cost per Capita (fiscal year)	$508	$509	$534	$552	$560

- **Violent Crime** - murder and non-negligent manslaughter, forcible rape, robbery, and aggravated assault.
- **Property Crime** – Burglary, Larceny-theft, Arson, and Motor Vehicle Theft
- **Part 1 Offenses -** (murder and manslaughter homicide, forcible rape, robbery, aggravated assault, burglary, motor vehicle theft, larceny- theft, and arson) occur with regularity in all areas of the country, and they are likely to be reported to police.

City of Northville
Line Item Budget for the Year Ended June 30, 2024 and
Five Year Plan - 2023 through 2027

GENERAL FUND EXPENDITURES - Police Department

Account Number	Description	2020-21 Actual	2021-22 Actual	2022-23 Projected	**2023-24 Proposed Budget**	2024-25 Estimated Budget	2025-26 Estimated Budget	2026-27 Estimated Budget
Administration & Records								
101-305-702.020	Phone Allowance	700	600	940	**900**	900	900	900
101-305-705.000	Wages/Salaries - OIC Regular	-	-	445	**750**	770	770	770
101-305-705.110	Wages/Salaries - OIC Holiday	2,397	1,021	3,155	**3,500**	3,590	3,590	3,590
101-305-706.000	Wages/Salaries	194,833	188,499	225,990	**232,000**	237,800	237,800	237,800
101-305-706.040	Longevity Pay	4,743	5,040	4,920	**4,350**	4,550	4,550	4,550
101-305-706.050	Vacation Pay	105,692	91,731	90,200	**90,800**	93,070	93,070	93,070
101-305-706.060	Sick Time Pay	55,376	36,460	65,000	**65,000**	66,625	66,625	66,625
101-305-706.070	Holiday Pay	55,922	57,902	58,425	**60,000**	61,500	61,500	61,500
101-305-706.080	Compensation Time Pay	8,221	6,643	9,125	**9,200**	9,430	9,430	9,430
101-305-706.090	Bereavement Pay	1,339	1,872	3,075	**3,200**	3,280	3,280	3,280
101-305-706.230	Hazard Pay - Covid	11,300	-	-	**-**	-	-	-
101-305-707.000	Wages - Regular Overtime	-	99	10	**-**	-	-	-
101-305-725.000	Fringe Benefits	253,968	229,251	232,060	**240,530**	241,905	241,905	241,905
101-305-726.000	Office Supplies	3,999	4,921	5,490	**4,600**	4,600	4,600	4,600
101-305-744.000	Uniforms & Clothing	10,016	10,673	10,000	**10,000**	10,000	10,000	10,000
101-305-801.000	Contractual Services	681	443	-	**-**	-	-	-
101-305-801.190	Technology Support/Services	-	977	10,350	**8,850**	11,495	11,495	11,495
101-305-801.970	Impounded Vehicles	525	225	500	**500**	500	500	500
101-305-802.000	Collection Services	885	879	1,200	**1,200**	1,200	1,200	1,200
101-305-804.010	Hiring/Promotion Exams/Eval	3,140	6,524	12,420	**7,350**	700	4,200	4,200
101-305-804.040	Veterinary Services	25	225	300	**300**	300	300	300
101-305-807.130	District Court Operations	-	12,994	28,000	**28,000**	28,000	28,000	28,000
101-305-853.000	Telephone	2,993	3,413	3,460	**3,500**	3,500	3,500	3,500
101-305-874.000	Unfunded Pension Contributions	544,515	613,371	696,465	**678,145**	678,145	678,145	440,790
101-305-876.000	Retiree Healthcare Premiums	101,659	53,366	-	**-**	-	-	-
101-305-900.000	Printing & Publishing	719	626	1,025	**1,025**	1,025	1,025	1,025
101-305-938.000	Laundry & Cleaning	7,150	6,600	6,600	**7,150**	7,150	7,150	7,150
101-305-955.100	Drug Forfeiture Expense	14,310	6,520	-	**-**	-	-	-
101-305-958.000	Membership & Dues	12,779	13,370	13,545	**13,545**	13,545	13,545	13,545
101-305-962.600	Professional Insurance	30,054	30,520	31,700	**32,650**	33,630	34,640	35,680
		1,427,940	1,384,764	1,514,400	**1,507,045**	1,517,210	1,521,720	1,285,405

- continued -

City of Northville
Line Item Budget for the Year Ended June 30, 2024 and
Five Year Plan - 2023 through 2027

GENERAL FUND EXPENDITURES - Police Department (continued)

Account Number	Description	2020-21 Actual	2021-22 Actual	2022-23 Projected	**2023-24 Proposed Budget**	2024-25 Estimated Budget	2025-26 Estimated Budget	2026-27 Estimated Budget
Contracted Police Service								
101-303-705.100	Wages - OIC Overtime	97	-	530	**600**	615	615	615
101-303-706.000	Wages/Salaries	-	56	580	**750**	770	770	770
101-303-707.000	Wages/Salaries - Overtime	246	1,634	2,875	**3,000**	3,075	3,075	3,075
101-303-709.010	Crossing Guards	-	104	-	**-**	-	-	-
101-303-725.000	Fringe Benefits	213	742	1,980	**2,200**	2,215	2,215	2,215
		556	2,537	5,965	**6,550**	6,675	6,675	6,675
Police Racetrack Services								
101-304-705.000	Wages - Regular OIC	1,768	1,205	1,055	**1,200**	-	-	-
101-304-705.100	Wages - Overtime OIC	153	70	420	**480**	-	-	-
101-304-706.000	Wages/Salaries	6,364	4,940	4,970	**5,000**	-	-	-
101-304-707.000	Wages/Salaries - Overtime	1,146	1,026	810	**1,000**	-	-	-
101-304-725.000	Fringe Benefits	5,757	4,039	3,600	**3,870**	-	-	-
		15,188	11,280	10,855	**11,550**	-	-	-
Court Appearances								
101-307-706.000	Wages/Salaries	178	313	530	**600**	615	615	615
101-307-707.000	Wages/Salaries - Overtime	1,625	1,929	4,205	**4,400**	4,510	4,510	4,510
101-307-725.000	Fringe Benefits	917	1,247	2,350	**2,530**	2,545	2,545	2,545
101-307-726.030	Prisoners - Miscellaneous	240	-	1,000	**1,000**	1,000	1,000	1,000
101-307-801.040	Prisoners - Housing	-	-	1,500	**1,500**	1,500	1,500	1,500
		2,960	3,489	9,585	**10,030**	10,170	10,170	10,170
Civic Events								
101-309-705.000	Wages/Salaries - OIC Regular	-	134	40	**100**	105	105	105
101-309-705.010	Wages/Salaries - OIC overtime	-	-	270	**350**	360	360	360
101-309-706.000	Wages/Salaries	-	400	530	**750**	770	770	770
101-309-707.000	Wages/Salaries - Overtime	426	5,460	6,305	**7,000**	7,175	7,175	7,175
101-309-725.000	Fringe Benefits	81	2,746	3,545	**4,150**	4,170	4,170	4,170
101-309-726.000	Operating Supplies	345	315	400	**400**	400	400	400
		852	9,055	11,090	**12,750**	12,980	12,980	12,980

- continued -

City of Northville
Line Item Budget for the Year Ended June 30, 2024 and
Five Year Plan - 2023 through 2027

GENERAL FUND EXPENDITURES - Police Department (continued)

Account Number	Description	2020-21 Actual	2021-22 Actual	2022-23 Projected	**2023-24 Proposed Budget**	2024-25 Estimated Budget	2025-26 Estimated Budget	2026-27 Estimated Budget
Investigation								
101-310-705.000	Wages/Salaries - OIC	1,205	94	775	**1,000**	1,025	1,025	1,025
101-310-705.100	Wages/Salaries - OIC Overtime	184	-	50	**100**	105	105	105
101-310-706.000	Wages/Salaries	39,926	29,707	43,080	**45,000**	46,125	46,125	46,125
101-310-707.000	Wages/Salaries - Overtime	659	530	2,105	**1,000**	1,025	1,025	1,025
101-310-725.000	Fringe Benefits	24,596	17,011	22,830	**24,495**	24,635	24,635	24,635
101-310-728.000	Investigation Expenses	125	253	500	**500**	500	500	500
		66,695	47,595	69,340	**72,095**	73,415	73,415	73,415
Police Patrol								
101-315-705.000	Wages - Regular OIC	108,676	74,383	77,155	**84,980**	88,335	88,335	88,335
101-315-705.100	Wages - Overtime OIC	4,761	12,284	8,745	**8,900**	9,585	9,585	9,585
101-315-705.120	Wages - Crossing Guards OIC	-	85	-	**-**	-	-	-
101-315-NEW	Wages - School Resource Off	-	-	-	**90,000**	90,000	90,000	90,000
101-315-706.000	Wages/Salaries	538,814	584,685	587,450	**650,700**	672,095	672,095	672,095
101-315-707.000	Wages/Salaries - Overtime	39,668	62,376	57,315	**61,805**	64,375	64,375	64,375
101-315-709.010	Crossing Guards	41,750	40,141	47,505	**46,875**	48,045	48,045	48,045
101-315-725.000	Fringe Benefits	416,318	413,110	386,110	**481,385**	487,740	487,740	487,740
101-315-726.000	Operating Supplies	3,704	5,152	3,250	**3,250**	4,250	3,250	3,250
101-315-775.900	Fuel & Oil	17,217	21,430	30,000	**30,000**	30,000	30,000	30,000
101-315-801.000	Contractual Services	-	275	15,000	**15,250**	15,500	15,750	15,750
101-315-932.000	Auto/Equipment Service	12,326	14,491	17,500	**15,000**	15,000	15,000	15,000
101-315-962.500	Vehicle Insurance	6,482	6,590	7,465	**7,680**	7,910	8,150	8,390
		1,189,717	1,235,003	1,237,495	**1,495,825**	1,532,835	1,532,325	1,532,565
Training								
101-320-705.000	Wages/Salaries OIC	-	38	-	**-**	-	-	-
101-320-706.000	Wages/Salaries	43,554	47,006	47,280	**50,000**	51,250	51,250	51,250
101-320-707.000	Wages/Salaries - Overtime	8,728	15,481	10,510	**11,500**	11,790	11,790	11,790
101-320-725.000	Fringe Benefits	29,768	33,583	28,675	**31,095**	31,275	31,275	31,275
101-320-726.000	Operating Supplies	341	-	6,200	**2,200**	2,200	2,200	2,200
101-320-940.000	Facility Rent-Firearms Range	500	875	1,800	**1,800**	1,800	1,800	1,800
101-320-960.000	Education & Training	14,770	12,582	14,200	**14,200**	14,200	9,950	9,950
101-320-960.010	Act 302 Expenses	1,595	3,250	1,500	**1,500**	1,500	1,500	1,500
		99,257	112,815	110,165	**112,295**	114,015	109,765	109,765

- continued -

City of Northville
Line Item Budget for the Year Ended June 30, 2024 and
Five Year Plan - 2023 through 2027

GENERAL FUND EXPENDITURES - Police Department (continued)

Account Number	Description	2020-21 Actual	2021-22 Actual	2022-23 Projected	**2023-24 Proposed Budget**	2024-25 Estimated Budget	2025-26 Estimated Budget	2026-27 Estimated Budget
Dispatch & Lockup Services								
101-325-801.000	Dispatch Services	277,000	279,080	265,875	**254,655**	263,130	272,125	280,870
101-325-801.190	Computer Program Services	13,645	14,288	13,970	**14,390**	14,820	15,265	15,725
101-325-802.400	Lockup Services	15,880	16,000	17,755	**19,690**	20,590	21,785	22,720
101-325-934.000	Radio Maintenance	500	250	500	**500**	500	500	500
		307,025	309,618	298,100	**289,235**	299,040	309,675	319,815
Total Expenditures - Police Department		3,110,189	3,116,156	3,266,995	**3,517,375**	3,566,340	3,576,725	3,350,790

City of Northville
Line Item Budget for the Year Ended June 30, 2024 and
Five Year Plan – 2023 through 2027

ACTIVITY: Fire Department

FUND NUMBER: 101-337 through 101-347

SUPERVISOR: Fire Chief

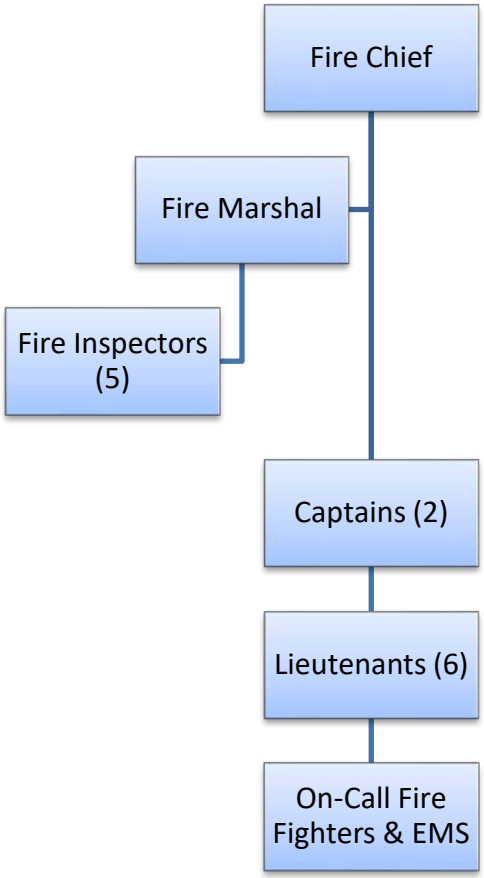

Fire Department - continued

General Description of Activity

The Fire Department's Mission is to provide professional fire prevention, fire suppression, public education, and emergency medical services to the residents of and visitors to the Cities of Northville and Plymouth, to participate fully in intergovernmental organizations dedicated to the same or related missions, and to do so in a safe, prompt, efficient and cost-effective manner.

Proposed Fiscal Year Overview

The city has been providing fire service to the City of Plymouth since January 1, 2012 and has just been extended for another twelve years. The renewed contract will continue to have costs reimbursed by the City of Plymouth based upon a pro-rata share of runs in the prior calendar year. The ratio for FY2024 is set at 63% for Plymouth and 37% for Northville, reflecting a one percent point difference from the prior year. The proposed budget increases 3% primarily due to the overnight staffing of personnel which began during the prior year.

Departmental Goals & Objectives

- Evaluate long-term needs of the fire station in terms of location, apparatus storage capabilities, administrative space needs, and staff parking. Incorporate energy efficiencies into the fire station repair and renovation project.
- Work with our Police Departments on planning and operations of our Rescue Task Force. Develop joint training exercises.
- Develop and implement an electronic personnel evaluation platform to conduct annual evaluations of all personnel.
- Develop a readily available training video library.
- Participate in regional grants to aid in the replacement of equipment and enhance our capabilities.
- Create a program that will train members to complete company level fire inspections.
- Appoint a fire inspector to oversee pre-incident surveys of local businesses.
- Continue to grow the Explorer/Cadet program to strengthen and simplify the transition process.
- Conduct promotions for open Officer positions at both stations.
- Create Sergeant positions as a stepping stone in the department for dedicated members that are interested in becoming an officer.
- Evaluate our current staffing model for benefit and effectiveness. Explorer the need to expand the staffing model.

Fire Department – continued

Performance Measures

Measure	CY2020 Actual	CY2021 Actual	CY2022 Actual	CY2023 Projected	FY2024 Estimated
Outputs					
Number of Runs – Northville	629 (43%)	638 (38%)	679 (37%)	679 (37%)	679 (37%)
Number of Runs – Plymouth	838 (57%)	1,045 (62%)	1,170 (63%)	1,170 (63%)	1,170 (63%)
Efficiency & Effectiveness Measures					
ISO Rating – Northville / Plymouth	4	4	4	4	4
Average Response Time – Northville *	8:23	7:41	7:23	7:23	7:23
Average Response Time – Plymouth *	9:22	8:53	8:15	8:15	8:15
Percentage of Runs that are Fire-related	30%	27%	29%	29%	29%
Department Cost per Capita (fiscal year) - combined population (15,489 per 2020 census)	$59	$66	$62	$81	$83

*** RESPONSE TIME NOTE:** Times are calculated from when the call is answered in the dispatch center to when the first responding unit arrives on the scene, and so includes dispatch center call processing time. Dispatch center call processing time averages between 1 and 2 minutes, and so response times from when the Department is dispatched are lower than shown here. Both emergent and non-emergent responses are included.

City of Northville
Line Item Budget for the Year Ended June 30, 2024 and
Five Year Plan - 2023 through 2027

GENERAL FUND EXPENDITURES - Fire Department

Account Number	Description	2020-21 Actual	2021-22 Actual	2022-23 Projected	**2023-24 Proposed Budget**	2024-25 Estimated Budget	2025-26 Estimated Budget	2026-27 Estimated Budget
Fire Administration								
101-337-702.000	Vehicle Allowance	6,000	6,000	6,000	**6,000**	6,000	6,000	6,000
101-337-706.140	Wages - Clerical Regular	9,895	10,162	10,540	**10,805**	11,075	11,075	11,075
101-337-708.010	Wages - Admin & Officers	92,656	73,350	81,985	**84,030**	85,080	85,080	85,080
101-337-708.030	Wages - Training/Other	100,485	61,919	88,330	**90,560**	91,690	91,690	91,690
101-337-716.000	Disability Income Insurance	6,092	6,084	6,120	**6,500**	6,500	6,500	6,500
101-337-725.000	Fringe Benefits	72,883	59,573	58,225	**59,225**	59,970	59,970	59,970
101-337-744.000	Uniforms & Clothing	12,807	16,503	10,000	**10,500**	10,500	10,500	10,500
101-337-801.000	Contractual Services	30	-	26,560	**2,500**	2,500	2,500	2,500
101-337-801.190	IT Support & Improvements	3,935	10,357	16,255	**20,000**	19,540	19,385	19,385
101-337-802.010	Legal Services - General	-	-	250	**250**	250	250	250
101-337-802.030	Legal Services - Labor	-	-	250	**250**	250	250	250
101-337-804.010	Employee Physicals & Tests	16,822	10,224	13,910	**15,000**	15,000	15,000	15,000
101-337-828.000	Medical Certificate Renewals	466	346	640	**460**	640	460	640
101-337-853.000	Telephone & Internet Service	2,516	3,416	3,520	**3,600**	3,600	3,600	3,600
101-337-938.000	Laundry & Cleaning	550	550	550	**550**	550	550	550
101-337-958.000	Memberships & Dues	1,163	980	1,975	**1,975**	1,975	1,975	1,975
101-337-960.000	Education & Training	8,025	3,194	9,600	**9,600**	9,600	9,600	9,600
101-337-960.030	Conferences & Meetings	93	82	300	**300**	300	300	300
101-337-962.000	Liability & Property Insurance	3,356	3,576	2,915	**3,000**	3,090	3,180	3,280
		337,775	266,316	337,925	**325,105**	328,110	327,865	328,145
Fire Department Contingency								
101-337-956.000	Contingency	-	-	-	**10,000**	21,450	32,900	44,350
		-	-	-	**10,000**	21,450	32,900	44,350

- continued -

City of Northville
Line Item Budget for the Year Ended June 30, 2024 and
Five Year Plan - 2023 through 2027

GENERAL FUND EXPENDITURES - Fire Department (continued)

Account Number	Description	2020-21 Actual	2021-22 Actual	2022-23 Projected	**2023-24 Proposed Budget**	2024-25 Estimated Budget	2025-26 Estimated Budget	2026-27 Estimated Budget
Fire Operations								
101-339-708.000	Wages - On Call Runs	338,379	424,942	428,655	**440,085**	442,550	442,550	442,550
101-339-708.020	Wages - Mutual Aid	36,039	17,529	30,000	**30,000**	30,375	30,375	30,375
101-339-708.040	Wages - Station Coverage/Insp	87,096	44,025	91,985	**94,280**	95,455	95,455	95,455
101-339-708.060	Wages - Shift Staffing	-	-	119,875	**140,690**	142,445	142,445	142,445
101-339-725.000	Fringe Benefits	59,575	56,532	76,105	**80,025**	80,915	80,915	80,915
101-339-726.000	Operating Supplies	48,335	38,559	45,850	**45,850**	45,850	45,850	45,850
101-339-775.800	Automotive Parts	1,873	2,098	3,000	**3,000**	3,000	3,000	3,000
101-339-775.900	Fuel & Oil for Equipment	83	-	250	**250**	250	250	250
101-339-801.020	Automotive Service	13,611	8,834	21,000	**21,000**	21,000	21,000	21,000
101-339-934.000	Radio Maintenance	3,507	3,153	3,000	**3,500**	3,500	3,500	3,500
101-339-962.500	Vehicle Insurance	7,228	10,422	7,990	**8,230**	8,480	8,730	8,990
		595,724	606,093	827,710	**866,910**	873,820	874,070	874,330
Northville Station Admin & Operations								
101-344-706.230	Hazard Pay - Covid	15,743	-	-	**-**	-	-	-
101-344-708.080	Wages - Special Event Coverage	1,928	2,614	3,615	**3,705**	3,755	3,755	3,755
101-344-725.000	Fringe Benefits	-	302	410	**420**	425	425	425
101-344-775.900	Fuel & Oil	2,874	4,576	4,300	**4,300**	4,300	4,300	4,300
101-344-801.000	Contractual Services	698	1,680	4,000	**4,000**	4,000	4,000	4,000
101-344-829.000	Mutual Aid/EMS Participation	3,955	3,955	3,980	**3,980**	3,980	3,980	3,980
101-344-874.000	Unfunded Pension Contribution	12,878	14,754	16,090	**15,705**	15,705	15,705	10,210
101-344-876.000	Retiree Healthcare Costs	13,980	7,011	-	**-**	-	-	-
101-344-943.080	Hydrant Rental	10,144	10,144	10,145	**10,145**	10,145	10,145	10,145
101-344-962.500	Vehicle Insurance	18,798	16,643	19,355	**19,930**	20,530	21,150	21,780
		80,999	61,679	61,895	**62,185**	62,840	63,460	58,595

- continued -

City of Northville
Line Item Budget for the Year Ended June 30, 2024 and
Five Year Plan - 2023 through 2027

GENERAL FUND EXPENDITURES - Fire Department (continued)

Account Number	Description	2020-21 Actual	2021-22 Actual	2022-23 Projected	**2023-24 Proposed Budget**	2024-25 Estimated Budget	2025-26 Estimated Budget	2026-27 Estimated Budget
Plymouth Station Admin & Operations								
101-347-708.080	Wages - Special Event Coverage	2,104	10,568	12,850	**13,175**	13,340	13,340	13,340
101-347-725.000	Fringe Benefits	254	1,219	1,460	**1,495**	1,515	1,515	1,515
101-347-829.000	Mutual Aid/EMS Participation	4,461	4,461	4,500	**4,500**	4,500	4,500	4,500
101-347-874.000	Unfunded Pension Contribution	1,840	2,108	2,300	**2,245**	2,245	2,245	1,460
101-347-876.000	Retiree Healthcare Costs	1,896	1,048	-	**-**	-	-	-
101-347-962.000	Liability & Property Ins.	89	369	435	**450**	460	470	480
		10,644	19,773	21,545	**21,865**	22,060	22,070	21,295
Fire Academy								
101-346-708.000	Wages - Instructors	2,388	-	-	-	-	-	-
101-346-725.000	Fringe Benefits	294	-	-	-	-	-	-
		2,682	-	-	-	-	-	-
Total Expenditures - Fire Department		1,027,825	953,862	1,249,075	**1,286,065**	1,308,280	1,320,365	1,326,715

City of Northville
Line Item Budget for the Year Ended June 30, 2024 and
Five Year Plan – 2023 through 2027

ACTIVITY: Planning, Zoning, and Inspection Services

FUND NUMBER: 101-371 and 101-703

SUPERVISOR: City Manager

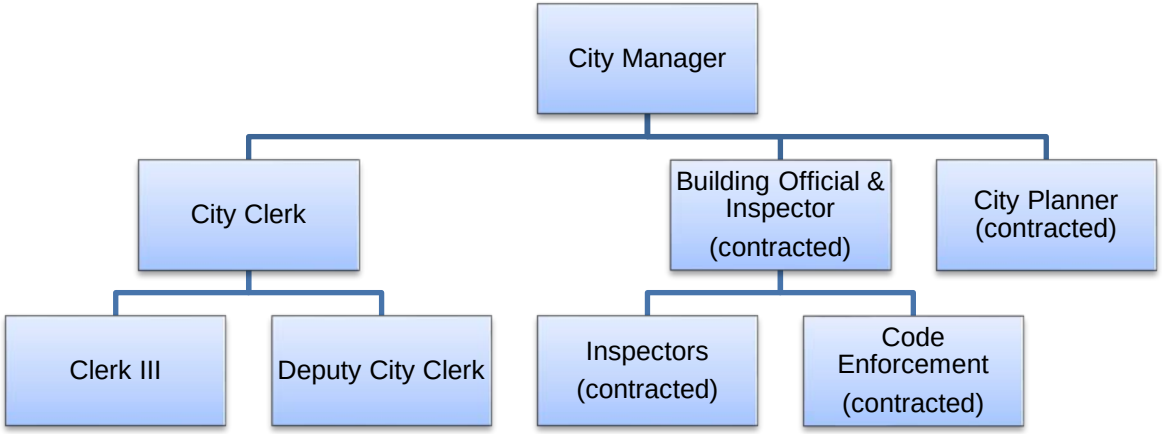

General Description of Activity

The Department is divided into three divisions as described below.

Planning & Zoning: This division includes expenditures related to the Planning Commission, Board of Zoning Appeals, and Historic District Commission which includes funds for contracted services with Carlisle/Wortman as the City's Planning Consultant and their assistance with Historic District Commission and Board of Zoning Appeals.

Planning, Zoning, and Inspection Services – continued

Building Department: This division includes expenditures related to building plan reviews, building permits, building inspections, and monitoring state construction code and ordinance compliance for building, electrical, mechanical, and plumbing for commercial, industrial, and residential properties in the City. A part-time contracted Building Official performs these tasks. In addition, tree preservation and zoning ordinance administration are also contracted out with Carlisle Wortman.

Three independent contractors, under the supervision of the Building Official, perform electrical, plumbing, and mechanical inspections. This Department is also responsible for reviewing and retaining required site plans and construction documentation.

Code Enforcement: The Code Enforcement Officer is responsible for enforcing the City of Northville Code of Ordinances and Zoning Ordinances. The Building Official performs some code enforcement. In addition, part-time Code Enforcement is contracted through Code Enforcement Services.

Proposed Fiscal Year Overview

The overall FY 2024 budget for the Building Department, and Planning and Zoning Services shows an 4% increase from the previous fiscal year due to the multi-year timing of the Historic District Guidelines project.

City Administration continues to develop internal practices and strategies for allocating resources to inspect, manage, and monitor development sites that are still in the approval process. These expenditures are not included in the FY 2024 Building Department budget since they are not yet approved projects.

Departmental Goals & Objectives

- Prepare an oversight and inspection plan for major development.
- Working with pertinent board and commissions to assure thorough review of and planning for Downs development.
- Update zoning ordinance to align with new Master Plan.
- Evaluate Building Department organizational structure and service delivery/oversight capacity.
- Achieve Redevelopment Ready Communities Essentials designation.
- Construction site maintenance – adjust construction site standards as warranted and develop reporting mechanism to track effectiveness.
- Develop energy efficiency in Zoning Ordinance.

City of Northville
Line Item Budget for the Year Ended June 30, 2024 and
Five Year Plan – 2023 through 2027
Performance Measures

	FY2020 Actual	FY2021 Actual	FY2022 Actual	FY2023 Projected	FY2024 Estimated
Inputs & Outputs					
Building Permits Issued	214	287	274	250	250
Certificates of Occupancy Issued	11	3	7	6	7
Building Inspections	325	489	428	429	430
Electrical Inspections	136	248	232	240	240
Mechanical Inspections	206	292	279	260	260
Plumbing Inspections	154	204	223	220	220
New Site Plan Applications	6	4	4	5	5
New Rezoning Applications	0	4	2	2	2
Zoning Cases Processed	6	17	16	15	16
Tree Permit Inspections	29	46	42	47	41
Sign Reviews	8	10	13	16	13
HDC Applications Processed	60	46	40	45	45
New Business Walk-Thru Inspections	12	31	12	20	20
Demolition Inspections	5	7	5	4	5
Efficiency & Effectiveness Measures					
Departmental Cost per Capita	$66	$72	$72	$77	$80

City of Northville
Line Item Budget for the Year Ended June 30, 2024 and
Five Year Plan - 2023 through 2027

GENERAL FUND EXPENDITURES - Planning, Zoning and Inspection

Account Number	Description	2020-21 Actual	2021-22 Actual	2022-23 Projected	**2023-24 Proposed Budget**	2024-25 Estimated Budget	2025-26 Estimated Budget	2026-27 Estimated Budget
Planning and Zoning Division								
101-703-706.000	Wages - Full Time	53,029	53,190	71,730	**76,150**	77,815	77,815	77,815
101-703-707.000	Wages Overtime	-	34	205	**205**	205	205	205
101-703-709.000	Wages - Part Time	7,051	8,038	5,000	**-**	-	-	-
101-703-725.000	Fringe Benefits	29,130	29,049	36,325	**43,545**	44,510	44,510	44,510
101-703-726.000	Operating Supplies	308	198	850	**850**	850	850	850
101-703-801.000	Contracted: Walkability Study	-	7,598	-	**-**	-	-	-
101-703-802.110	Contracted: Transcription Services	12,656	13,875	13,200	**13,200**	13,200	13,200	13,200
101-703-802.160	Contracted: Zoom Meetings	14,482	13,492	6,200	**-**	-	-	-
101-703-807.020	Contracted: HDC Services	11,720	13,010	11,000	**11,000**	11,000	11,000	11,000
101-703-807.030	Contracted: BZA Services	10,120	11,230	10,000	**10,000**	10,000	10,000	10,000
101-703-807.060	Contracted: Development Reviews	9,823	22,475	26,000	**26,000**	26,000	26,000	26,000
101-703-807.070	Contracted: PC Services	8,010	11,335	10,000	**10,000**	10,000	10,000	10,000
101-703-807.080	Contracted: PC Consultation	25,625	35,950	25,000	**25,000**	25,000	25,000	25,000
101-703-807.100	Contracted: Master Plan Update	28,136	10,458	-	**-**	40,000	-	-
101-703-807.110	Contracted: Historic District Survey	7,854	-	26,040	**40,600**	6,200	-	-
101-703-807.120	Redevelopment Ready Program	-	2,423	1,000	**1,000**	1,000	1,000	1,000
101-703-863.000	Mileage	68	99	165	**165**	165	165	165
101-703-900.000	Printing & Publishing	6,475	2,437	5,950	**5,700**	5,650	5,400	5,400
101-703-942.010	Rental Facilities	-	364	-	**-**	-	-	-
101-703-958.000	Memberships & Dues	500	220	500	**500**	500	500	500
101-703-960.000	Education & Training	327	159	600	**600**	600	600	600
		225,314	235,634	249,765	**264,515**	272,695	226,245	226,245

- continued -

City of Northville
Line Item Budget for the Year Ended June 30, 2024 and
Five Year Plan - 2023 through 2027

GENERAL FUND EXPENDITURES - Planning, Zoning and Inspection (continued)

Account Number	Description	2020-21 Actual	2021-22 Actual	2022-23 Projected	**2023-24 Proposed Budget**	2024-25 Estimated Budget	2025-26 Estimated Budget	2026-27 Estimated Budget
Building Department								
101-371-706.000	Wages/Salaries	42,478	43,623	52,165	**54,540**	55,810	55,810	55,810
101-371-706.210	Wages/Salaries - Code Enforcement	135	-	-	**-**	-	-	-
101-371-707.000	Wages/Salaries - Overtime	11	11	100	**100**	105	105	105
101-371-725.000	Fringe Benefits	25,510	25,190	27,610	**30,995**	31,715	31,715	31,715
101-371-726.000	Operating Supplies	105	133	200	**200**	200	200	200
101-371-801.000	Contracted Electrical Inspector	8,416	8,386	10,000	**10,000**	10,000	10,000	10,000
101-371-802.080	Building Official & Inspector	78,670	75,123	74,240	**74,240**	74,240	74,240	74,240
101-371-802.100	Mechanical Inspector	13,000	11,860	12,000	**12,000**	12,000	12,000	12,000
101-371-802.130	Plumbing Inspector	8,120	9,630	8,500	**8,500**	8,800	9,500	9,500
101-371-874.000	Unfunded Pension Contributions	18,397	21,077	22,985	**22,435**	22,435	22,435	14,580
101-371-876.000	Retiree Healthcare Premiums	4,105	252	-	**-**	-	-	-
101-371-900.000	Printing & Publishing	834	1,138	1,575	**2,075**	1,575	2,075	2,075
101-371-960.000	Education & Training	-	-	200	**200**	200	200	200
		199,782	196,424	209,575	**215,285**	217,080	218,280	210,425
Code Enforcement								
101-372-706.000	Wages/Salaries	-	325	1,000	**500**	500	500	500
101-372-725.000	Fringe Benefits	-	311	1,000	**500**	500	500	500
101-372-802.090	Contracted Code Enforcement	16,570	8,655	10,000	**10,000**	10,000	10,000	10,000
101-372-943.000	Equipment Rental	145	407	500	**300**	300	300	300
		16,715	9,698	12,500	**11,300**	11,300	11,300	11,300
	Total Expenditures	441,811	441,756	471,840	**491,100**	501,075	455,825	447,970

City of Northville
Line Item Budget for the Year Ended June 30, 2024 and
Five Year Plan – 2023 through 2027

ACTIVITY: Department of Public Works

FUND NUMBER: 101-441 through 101-574

SUPERVISOR: Director, Department of Public Works

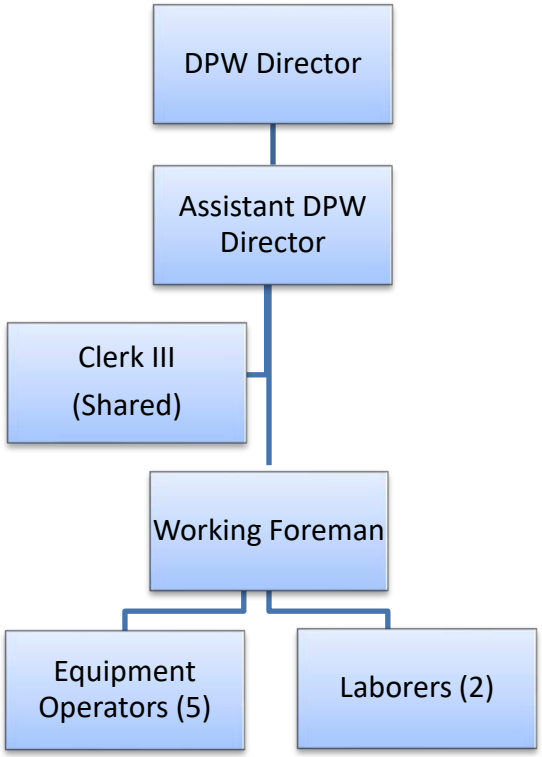

Department of Public Works – continued

General Description of Activity

This activity provides for the administrative direction along with the traditional operational functions of Public Works services including civic events, street lighting, tree maintenance, and maintenance City-owned property including both cemeteries and Mill Race Village. Mowing and maintenance of boulevards, and public rights-of-way, and the cost for the City's Beautification Committee are included in this section of the budget.

Proposed Fiscal Year Overview

The budget reflects an increase of 2.6% over the prior year primarily related to the increased costs to mow the cemeteries.

Departmental Goals & Objectives

Completion of conversion cemetery paper documents and maps into an electronic database system.

Performance Measures

	FY2020 Actual	FY2021 Actual	FY2022 Actual	FY2023 Projected	FY2024 Estimated
Number of Parking Spaces	1,529	1,529	1,529	1,496	1,496
Number of Cemetery Lots Sold	109	129	111	115	50
Number of Open/Close Events	71	50	65	60	60
Number of Trees Replaced	0	97	0	52	50
Number of Trees Removed	27	43	12	23	15
Departmental Cost per Capita	$106	$107	$106	$129	$132
DDA Contribution % for Street Lighting	39%	38%	38%	34%	33%

City of Northville
Line Item Budget for the Year Ended June 30, 2024 and
Five Year Plan - 2023 through 2027

GENERAL FUND EXPENDITURES - Department of Public Works

Account Number	Description	2020-21 Actual	2021-22 Actual	2022-23 Projected	**2023-24 Proposed Budget**	2024-25 Estimated Budget	2025-26 Estimated Budget	2026-27 Estimated Budget
Administration								
101-441-702.000	Vehicle Allowance	3,000	3,000	3,000	**3,000**	3,000	3,000	3,000
101-441-702.030	Meal Allowance	841	950	-	**-**	-	-	-
101-441-706.000	Wages - Full Time	56	-	-	**-**	-	-	-
101-441-706.140	Wages-Administration	123,483	87,047	116,855	**122,265**	123,795	123,795	123,795
101-441-725.000	Fringe Benefits	66,870	42,971	64,330	**67,195**	68,035	68,035	68,035
101-441-726.000	Supplies	10	209	200	**200**	200	200	200
101-441-744.000	Uniforms & Clothing	3,122	4,380	5,500	**5,000**	5,000	5,000	5,000
101-441-801.000	Contractual Services	-	779	-	**-**	-	-	-
101-441-802.700	GIS Services	545	-	500	**500**	500	500	500
101-441-803.000	Engineering Services	-	1,125	1,000	**1,000**	1,000	1,000	1,000
101-441-828.000	Medical Certificate Renewals	436	491	800	**800**	800	800	800
101-441-853.000	Telephone/Communications	1,725	922	1,800	**1,800**	1,800	1,800	1,800
101-441-874.000	Unfunded Pension Contributions	55,097	61,039	62,720	**59,815**	59,815	59,815	38,880
101-441-876.000	Retiree Healthcare Premiums	15,395	7,233	-	**-**	-	-	-
101-441-942.000	Land Rental	113	116	120	**130**	140	150	160
101-441-943.000	Equipment Rental	2,289	54	2,500	**2,500**	2,500	2,500	2,500
101-441-958.000	Memberships & Dues	1,477	1,651	2,445	**2,490**	2,495	2,510	2,510
101-441-960.000	Education & Training	389	-	1,000	**1,000**	1,000	1,000	1,000
		274,848	211,966	262,770	**267,695**	270,080	270,105	249,180
Tree Maintenance								
101-443-801.000	Contractual Services	14,058	-	-	**-**	-	-	-
101-443-936.000	Tree Maintenance	25,036	20,830	21,000	**22,000**	22,000	22,000	22,000
		39,094	20,830	21,000	**22,000**	22,000	22,000	22,000

- continued -

City of Northville
Line Item Budget for the Year Ended June 30, 2024 and
Five Year Plan - 2023 through 2027

GENERAL FUND EXPENDITURES - Department of Public Works (continued)

Account Number	Description	2020-21 Actual	2021-22 Actual	2022-23 Projected	**2023-24 Proposed Budget**	2024-25 Estimated Budget	2025-26 Estimated Budget	2026-27 Estimated Budget
Street Lighting								
101-448-775.000	Materials - Gas Lights	1,390	-	2,000	**2,000**	2,000	2,000	2,000
101-448-801.000	Contractual Services - Gas Lights	-	-	490	**-**	-	-	-
101-448-920.010	Street lighting	122,798	121,658	129,540	**132,130**	134,770	137,470	140,220
101-448-920.020	Natural Gas	18,952	23,224	27,400	**27,840**	28,290	28,750	29,220
101-448-920.050	ERC Payback	-	2,140	6,420	**6,420**	6,420	6,420	6,420
101-448-920.060	Elec Savings Tsfr'd to Sustainability	-	408	1,225	**1,225**	1,225	1,225	1,225
101-448-920.110	Electric Power - 126 N. Wing	233	135	200	**200**	200	200	200
101-448-920.120	Electric Power - 127 N. Hutton	1,558	1,162	1,500	**1,530**	1,560	1,590	1,620
101-448-920.130	Electric Power - 118 N. Center	2,514	2,669	2,980	**3,040**	3,100	3,160	3,220
101-448-920.140	Electric Power - 21400 Taft	503	365	500	**510**	520	530	540
101-448-920.150	Electric Power - 200 Griswold	1,715	1,632	1,700	**1,730**	1,760	1,800	1,840
101-448-920.160	Electric Power - 112 N. Wing	2,193	1,983	2,000	**2,040**	2,080	2,120	2,160
101-448-920.170	Electric Power - 127 Mary Alexander	1,461	992	1,200	**1,220**	1,240	1,260	1,290
		153,316	156,367	177,155	**179,885**	183,165	186,525	189,955
Beautification Commission								
101-523-706.000	Wages-Regular Full Time	73	191	160	**165**	170	170	170
101-523-725.000	Fringe Benefits	33	169	160	**160**	165	165	165
101-523-775.000	Materials	1,475	1,510	2,000	**2,000**	2,000	2,000	2,000
101-523-880.000	Ceremonial	424	731	1,575	**1,575**	1,575	1,575	1,575
101-523-943.000	Equipment Rental	-	189	95	**95**	95	95	95
101-523-958.000	Memberships & Dues	45	45	45	**45**	45	45	45
		2,050	2,834	4,035	**4,040**	4,050	4,050	4,050

- continued -

City of Northville
Line Item Budget for the Year Ended June 30, 2024 and
Five Year Plan - 2023 through 2027

GENERAL FUND EXPENDITURES - Department of Public Works (continued)

Account Number	Description	2020-21 Actual	2021-22 Actual	2022-23 Projected	**2023-24 Proposed Budget**	2024-25 Estimated Budget	2025-26 Estimated Budget	2026-27 Estimated Budget
Mill Race Village								
101-524-706.000	Wages/Salaries	89	338	315	**325**	330	330	330
101-524-725.000	Fringe Benefits	89	256	310	**315**	320	320	320
101-524-801.000	Contractual Services	10,307	9,556	10,205	**10,870**	11,110	11,360	11,610
101-524-920.000	Utilities	1,013	1,066	995	**1,025**	1,060	1,095	1,130
101-524-920.030	Water & Sewer Service	3,731	2,612	5,000	**5,000**	5,000	5,000	5,000
101-524-943.000	Equipment Rental	74	138	120	**120**	120	120	120
101-524-962.00	Insurance	2,160	2,292	3,370	**3,470**	3,570	3,680	3,790
		17,462	16,259	20,315	**21,125**	21,510	21,905	22,300
Maintenance of Other City Property								
101-525-706.000	Wages/Salaries	1,309	2,074	3,885	**2,000**	2,000	2,000	2,000
101-525-707.000	Overtime	175	307	-	**-**	-	-	-
101-525-725.000	Fringe Benefits	1,295	2,020	3,795	**1,900**	1,900	1,900	1,900
101-525-801.000	Contractual Services	3,160	2,936	3,100	**3,200**	3,300	3,400	3,500
101-525-943.000	Equipment Rental	822	1,702	4,340	**4,380**	4,420	4,460	4,500
		6,760	9,040	15,120	**11,480**	11,620	11,760	11,900

- continued -

City of Northville
Line Item Budget for the Year Ended June 30, 2024 and
Five Year Plan - 2023 through 2027

GENERAL FUND EXPENDITURES - Department of Public Works (continued)

Account Number	Description	2020-21 Actual	2021-22 Actual	2022-23 Projected	**2023-24 Proposed Budget**	2024-25 Estimated Budget	2025-26 Estimated Budget	2026-27 Estimated Budget
Cemetery Maintenance								
101-567-706.000	Wages/Salaries (DPW)	21,061	34,244	35,475	**36,365**	36,820	36,820	36,820
101-567-707.000	Overtime (DPW)	22	200	660	**680**	685	685	685
101-567-725.000	Fringe Benefits	17,989	31,118	35,265	**36,145**	36,600	36,600	36,600
101-567-775.000	Materials	1,522	2,840	1,000	**1,000**	1,000	1,000	1,000
101-567-775.300	Foundations	3,457	2,747	3,000	**3,000**	3,000	3,000	3,000
101-567-801.000	Contractual Services	35,422	33,465	60,570	**70,415**	66,300	60,210	61,130
101-567-802.700	GIS Services	1,076	-	-	**-**	-	-	-
101-567-874.000	Unfunded Pension Contributions	3,679	4,215	4,600	**4,490**	4,490	4,490	2,920
101-567-920.030	Water & Sewer Services	326	292	350	**350**	350	350	350
101-567-943.000	Equipment Rental	12,954	22,380	15,000	**15,150**	15,300	15,450	15,600
101-567-958.000	Memberships & Dues	-	-	70	**70**	70	70	70
101-567-960.000	Education & Training	-	-	-	**500**	-	-	-
		97,509	131,502	155,990	**168,165**	164,615	158,675	158,175
Cemetery Services - Open/Close								
101-571-706.000	Wages/Salaries (DPW)	6,194	11,053	12,000	**12,300**	12,455	12,455	12,455
101-571-706.140	Wages/Salaries (Admin)	4,948	5,081	5,270	**5,405**	5,540	5,440	5,440
101-571-707.000	Overtime (DPW)	671	2,083	1,295	**1,330**	1,345	1,345	1,345
101-571-709.000	Wages (Part Time)	1,697	10,026	21,840	**21,840**	-	-	-
101-571-725.000	Fringe Benefits	9,705	16,018	17,710	**17,180**	16,520	16,520	16,520
101-571-726.000	Supplies	8	445	150	**100**	-	-	-
101-571-775.000	Materials	447	1,452	750	**750**	750	750	750
101-571-801.000	Contractual Services	-	752	-	**1,000**	1,000	1,000	1,000
101-571-801.190	Technology Services	-	1,350	1,735	**1,640**	1,640	1,640	1,640
101-571-943.000	Equipment Rental	5,977	12,257	12,120	**12,240**	12,360	12,480	12,600
		29,648	60,517	72,870	**73,785**	51,610	51,630	51,750

- continued -

City of Northville
Line Item Budget for the Year Ended June 30, 2024 and
Five Year Plan - 2023 through 2027

GENERAL FUND EXPENDITURES - Department of Public Works (continued)

Account Number	Description	2020-21 Actual	2021-22 Actual	2022-23 Projected	**2023-24 Proposed Budget**	2024-25 Estimated Budget	2025-26 Estimated Budget	2026-27 Estimated Budget
Public Works Miscellaneous								
101-573-706.000	Wages/Salaries	107	-	135	**140**	140	140	140
101-573-706.010	DPW Standby Pay	6,807	6,690	7,015	**7,190**	7,280	7,280	7,280
101-573-725.000	Fringe Benefits	6,567	6,576	6,980	**7,155**	7,240	7,240	7,240
101-573-775.000	Materials	100	-	-	**-**	-	-	-
101-573-943.000	Equipment Rental	20	-	-	**-**	-	-	-
		13,601	13,266	14,130	**14,485**	14,660	14,660	14,660
Civic Events								
101-574-706.000	Wages/Salaries	6,720	9,584	13,795	**14,140**	14,320	14,320	14,320
101-574-707.000	Wages/Salaries - Overtime	990	2,223	4,810	**4,930**	4,995	4,995	4,995
101-574-725.000	Fringe Benefits	6,534	10,116	18,160	**18,610**	18,845	18,845	18,845
101-574-775.000	Materials	4,072	2,689	1,895	**2,315**	2,315	2,315	2,315
101-574-943.000	Equipment Rental	2,565	4,194	5,200	**5,250**	5,300	5,350	5,400
		20,880	28,806	43,860	**45,245**	45,775	45,825	45,875
Total Expenditures - Department of Public Works		655,168	651,386	787,245	**807,905**	789,085	787,135	769,845

City of Northville
Line Item Budget for the Year Ended June 30, 2024 and
Five Year Plan – 2023 through 2027

ACTIVITY: Shared Services **FUND NUMBER**: 101-753

SUPERVISOR: Finance Director/Treasurer

General Description of Activity

This activity accounts for the contributions per the shared service agreement that the City has entered into with the Charter Township of Northville as a financial partner. Shared services include Parks & Recreation, Senior Adult Services, and Northville Youth Network. Northville Public Schools is a third partner to these agreements as they provide facility space for the activities.

The agreement was updated in 2017 which transferred administration of shared services to Northville Township. The cost-sharing formula portion of the agreement did not change and was last updated in 1999.

This fund also records the unfunded portion of pension costs related to a library retiree from when it was a department of the City.

Proposed Fiscal Year Overview

The City's share increases slightly from 15.8% to 15.9%. The budgets for Parks & Recreation, Senior Adult Services, and Northville Youth Network can be found on the Northville Township's website.

Long Term Plan

Northville Township projects an annual increase in taxable value growth of 2.75%. Therefore, the contribution amounts are increased each year by the same percentage.

City of Northville
Line Item Budget for the Year Ended June 30, 2024 and
Five Year Plan - 2023 through 2027

GENERAL FUND EXPENDITURES - Shared Services

Account Number	Description	2020-21 Actual	2021-22 Actual	2022-23 Projected	**2023-24 Proposed Budget**	2024-25 Estimated Budget	2025-26 Estimated Budget	2026-27 Estimated Budget
Shared Services								
101-753-874.000	Unfunded Pension Contributions - Former Library City Employee	24,730	27,500	28,630	**27,445**	27,445	27,445	17,840
101-753-959.000	P&R and Seniors Contributions	193,480	193,480	194,390	**197,985**	203,429	209,023	214,771
101-753-959.010	NYN Contributions	18,010	18,010	18,127	**18,495**	19,004	19,526	20,063
Total Expenditures - Shared Services		236,220	238,990	241,147	**243,925**	249,878	255,994	252,674

City of Northville
Line Item Budget for the Year Ended June 30, 2024 and
Five Year Plan – 2023 through 2027

ACTIVITY: Debt Service **FUND NUMBER**: 101-921

SUPERVISOR: Finance Director/Treasurer

General Description of Activity

This activity represents payment of principal and interest related to bonds and installment purchase contracts.

Proposed Fiscal Year Overview

In September 2015, the City financed the purchase of an aerial truck for the Fire Department in the amount of $462,896. This installment purchase contract is for a term of ten years at a rate of 2.57%. The debt service payment for FY2024 is $52,277. 63% of that amount will be paid by the City of Plymouth per the cost sharing agreement between the two communities.

Long Term Plan

The City attempts to purchase capital items on a pay-as-you-go basis whenever possible. There are no plans to issue any additional debt at this time.

The final payment of the installment purchase contract is due on October 1, 2025. The percentage payable by the City of Plymouth will be determined each year according to the run volumes in the prior calendar year.

City of Northville
Line Item Budget for the Year Ended June 30, 2024 and
Five Year Plan - 2023 through 2027

GENERAL FUND EXPENDITURES - Debt Service

Account Number	Description	2020-21 Actual	2021-22 Actual	2022-23 Projected	**2023-24 Proposed Budget**	2024-25 Estimated Budget	2025-26 Estimated Budget	2026-27 Estimated Budget
Debt Service - 2015 Installment Purchase Contract								
101-921-991.000	Bond Principal	46,000	47,000	48,000	**49,000**	51,000	52,000	-
101-921-993.000	Bond Interest	6,939	5,744	4,523	**3,277**	1,992	668	-
Total Expenditures - Debt Service		52,939	52,744	52,523	**52,277**	52,992	52,668	-

City of Northville
Line Item Budget for the Year Ended June 30, 2024 and
Five Year Plan – 2023 through 2027

ACTIVITY: Contributions to Other Funds & Contingency **FUND NUMBER**: 101-965

SUPERVISOR: Finance Director/Treasurer

General Description of Activity

This activity represents transfers to other funds for operating activities, debt service, and capital equipment and/or project needs in addition to a contingency for future wages adjustments and unusual and/or unforeseen expenditures.

Proposed Fiscal Year Overview

Current year activity consists of operating transfers to add to the reserves for future police, fire, and technology equipment purchases. An additional contribution into the pension plan for $350,000 is proposed. $160,000 will be transferred to the Public Improvement Fund for projects to be determined and/or grant match opportunities.

Contingency*:* The FY 2024 unallocated reserve is budgeted at $370,530 for unforeseen expenditures and to accommodate potential new staffing. This amount represents approximately 3.9% of the proposed General Fund expenditures.

Long Term Plan

This fund will continue to make contributions to the Police and Fire Equipment Replacement Funds for capital equipment along with transferring funds to the Public Improvement Fund for future projects. Additional contributions towards the unfunded pension liability will continue to be a priority with the goal of achieving over 100% funding in the next few years. In preparing a five-year plan, it is acceptable practice to include a larger reserve for factors unknown currently. The unallocated reserve will also allow for a contingency for wage adjustments in fiscal years 2025 through 2027 as labor contracts expire in December 2024.

City of Northville
Line Item Budget for the Year Ended June 30, 2024 and
Five Year Plan - 2023 through 2027

GENERAL FUND EXPENDITURES - Contributions to Other Funds & Unallocated Reserve

Account Number	Description	2020-21 Actual	2021-22 Actual	2022-23 Projected	**2023-24 Proposed Budget**	2024-25 Estimated Budget	2025-26 Estimated Budget	2026-27 Estimated Budget
101-965-995.103	Sustainability Revolving Fund	-	-	-	**-**	-	-	-
101-965-995.230	Parking Fund	10,028	17,895	24,565	**21,570**	13,260	11,655	9,785
101-965-995.243	Brownfield Redev Auth - Admin	-	8,043	8,325	**4,580**	1,500	-	-
101-965-995.245	Brownfield Redev Auth - Foundry	-	314	500	**-**	-	-	-
101-965-995.246	Brownfield Redev Auth - Downs	-	4,343	500	**-**	-	-	-
101-965-995.402	Fire Equipment Replacement	124,124	149,403	141,584	**141,045**	170,399	172,527	172,108
101-965-995.403	Police Equipment Replacement	81,000	30,000	37,000	**40,000**	70,000	73,000	73,000
101-965-995.405	Public Improvement Fund	451,748	560,226	408,638	**160,000**	60,000	160,000	210,000
101-965-995.535	Housing Commission	16,390	16,620	16,950	**17,290**	17,640	17,990	18,350
101-965-995.667	Insurance Retention Fund	107,859	-	-	**-**	-	-	-
101-965-995.700	Payroll Fund - Add'l Pension Contrib.	600,000	350,000	400,000	**350,000**	350,000	200,000	270,000
		1,391,149	1,136,844	1,038,062	**734,485**	682,799	635,172	753,243
Reserves								
101-997-999.00	Contingency	-	-	31,810	**370,530**	459,509	624,587	1,022,625
		-	-	31,810	**370,530**	459,509	624,587	1,022,625
Total Expenditures - Operating Transfers & Contingency		1,391,149	1,136,844	1,069,872	**1,105,015**	1,142,308	1,259,759	1,775,868

SECTION III

SPECIAL REVENUE FUNDS

Special Revenue Funds are used to detail transactions in which the funding source is legally restricted to be spent for specific purposes. Each Fund has an overview section, graphs demonstrating revenues and expenditures, and a five-year line item budget.

The City of Northville's Special Revenue Funds are the Sustainability Fund, Street, Drainage & Sidewalk Improvement Fund, Major Streets Fund, Local Streets Fund, Parking Fund, and Housing Commission Fund.

City of Northville
Line Item Budget for the Year Ended June 30, 2024 and
Five Year Plan – 2023 through 2027

ACTIVITY: Sustainability Revolving Fund **FUND NUMBER**: 103

SUPERVISOR: Public Works Director

General Description of Activity

In early 2020, the Sustainability Team was formed to initiate efforts that would help guide the City toward becoming a more sustainable city. While most people associate sustainability with environmental conservation, it is also about people and the health of the community. Sustainable communities are places where people want to live and work, both now and in the future. They meet the needs of existing and future residents, are sensitive to the environment and contribute to a high quality of life. The purpose of this team is to be a resource that provides research, support, and guidance to city officials and departments as well as the community.

Proposed Fiscal Year Overview

There are no planned projects for FY2024. The amount of revenue recorded in this fund is equal to the City's share of the cost savings from LED lighting conversions, currently at 16%. The majority of the savings is paid to ERC to pay for the capital investment.

Long Term Goals & Objectives

This fund will continue to accumulate funds generated from savings on energy efficient conversions to be spent on future projects.

City of Northville
Proposed 2023-24 Sustainability Revolving Fund
(with historical comparative data)

Revenues	FY22 Actual	FY23 Projected	**FY24 Proposed**	FY24 % Total
Net Investment Income	$ (285)	$ 350	**$ 225**	3.9%
Savings from Other Funds	4,661	5,476	**5,476**	96.1%
Total Revenues	$ 4,376	$ 5,826	**$ 5,701**	100.0%

2023-24 Budgeted Revenues

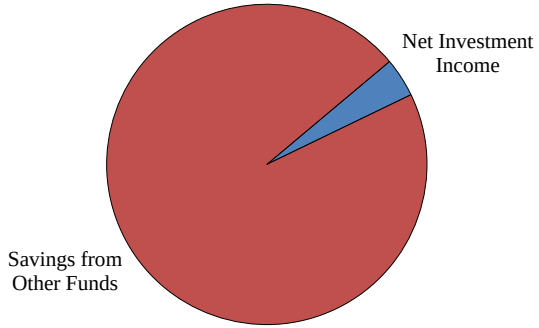

Expenditures	FY22 Actual	FY23 Projected	**FY24 Proposed**	FY24 % Total
Unallocated Reserve	4,376	5,826	**5,701**	100.0%
Total Expenditures	$ 4,376	$ 5,826	**$ 5,701**	100.0%

2023-24 Budgeted Expenditures

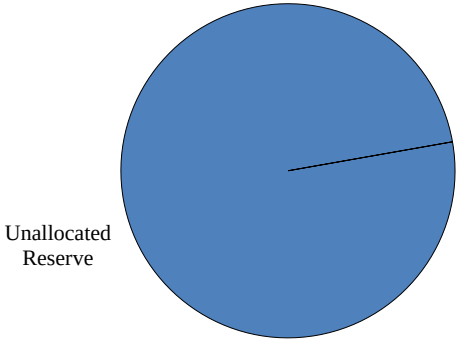

City of Northville
Line Item Budget for the Year Ended June 30, 2024 and
Five Year Plan - 2023 through 2027

SUSTAINABILITY REVOLVING FUND

		2020-21 Actual	2021-22 Actual	2022-23 Projected	**2023-24 Proposed Budget**	2024-25 Estimated Budget	2025-26 Estimated Budget	2026-27 Estimated Budget
Revenue								
103-000-665.xxx	Net Investment Income	-	(285)	350	**225**	165	165	165
103-000-687.000	LED Savings from Other Funds	1,261	4,661	5,476	**5,476**	5,476	5,476	5,476
103-000-699.101	Transfer From General Fund	-	-	-	**-**	-	-	-
	Total Revenue	1,261	4,376	5,826	**5,701**	5,641	5,641	5,641
Fund Balance Reserve								
103-000-699.000	Appropriation of Prior Year Surplus	-	-	-	**-**	-	-	-
	Total Budget	1,261	4,376	5,826	**5,701**	5,641	5,641	5,641
Expenditures								
Debt Service								
103-965-995.101	Transfer to General Fund	-	-	-	**-**	-	-	-
	Total Expenditures	-	-	-	**-**	-	-	-
Fund Balance Reserve								
103-999-999.000	Unallocated Reserve	1,261	4,376	5,826	**5,701**	5,641	5,641	5,641
	Total Budget	1,261	4,376	5,826	**5,701**	5,641	5,641	5,641
Analysis of Fund Balance:								
	Beginning of Year			15,637	**21,463**	27,164	32,805	38,446
	Revenues			5,826	**5,701**	5,641	5,641	5,641
	Expenditures			-	**-**	-	-	-
	End of Year			21,463	**27,164**	32,805	38,446	44,087
Allocations of Fund Balance:								
	Assigned - Street Lighting			1,631	**2,854**	4,076	5,299	6,521
	Assigned - DPW Yard			1,555	**2,233**	2,911	3,588	4,266
	Assigned - Parking			8,203	**11,774**	15,345	18,917	22,488
	Assigned - Water & Sewer Fund			10	**15**	19	24	28
	Unassigned - Interest			64	**289**	454	619	784
	Unassigned - General Fund			10,000	**10,000**	10,000	10,000	10,000
	End of Year			21,463	**27,164**	32,805	38,446	44,087

City of Northville
Line Item Budget for the Year Ended June 30, 2024 and
Five Year Plan – 2023 through 2027

ACTIVITY: Major Streets Fund **FUND NUMBER**: 202

SUPERVISOR: Director, Department of Public Works

General Description of Activity

This activity records revenue received from gasoline tax through the State of Michigan under Act 51. These revenues are for maintenance of major streets. This includes patching, sealing, pavement marking, repair of traffic signs and signals, winter snow and ice control, as well as construction/reconstruction of roadways. Per statute, the administration and records costs cannot exceed 10% of the combined Act 51 revenues.

The fund also receives revenue pursuant to PA 48 of 2002 (METRO Act) to offset the costs of the use of public rights-of-way by telecom providers.

Proposed Fiscal Year Overview

An annual operating transfer to Local Streets is proposed, pursuant to Public Act 338 of 2006, which allows transferring up to 50% of Major Street funds to Local Street funds with no local match. This continues to be proposed to cover the costs of maintaining the more extensive local street system.

Currently the City has 6.34 miles of roads classified as major streets. Portions of Main and Center are closed to vehicular traffic. The City will lose approximately $7,600 in Act 51 revenue for the 0.37 lane miles of closed lane miles. However, there is the possibility that MDOT could reclassify these two streets from major to local streets. Should that occur, the City would lose another $52,000 in Act 51 revenue.

The repair and replacement of Main Street between Center and Hutton where concrete is damaged is planned for FY2024. This includes the decorative pattern work near the island and clock. This project will be funded with accumulated street debt millage captured by the DDA over the past few years.

City of Northville
Proposed 2023-24 Major Streets Fund Budget
(with historical comparative data)

Revenues	FY22 Actual	FY23 Projected	**FY24 Proposed**	FY24 % Total
Act 51 Distributions	$ 484,073	$ 479,671	**$ 503,360**	81.2%
METRO Act	5,625	5,000	**5,000**	0.8%
Grants	-	1,470	**-**	0.0%
Net Investment Income	(9,927)	3,470	**2,670**	0.4%
Downtown Development Authority	-	-	**110,000**	17.7%
Appropriation of Prior Year Surplus	312,304	-	**-**	0.0%
Total Revenues	$ 792,074	$ 489,611	**$ 621,030**	100.1%

2023-24 Budgeted Revenues

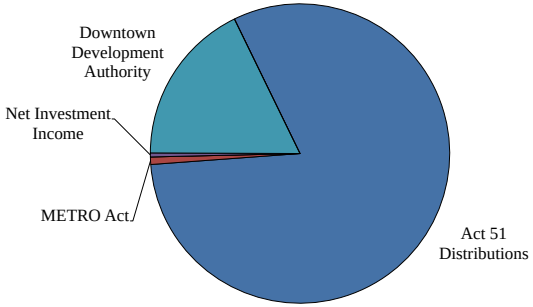

Expenditures by Department	FY22 Actual	FY23 Projected	**FY24 Proposed**	FY24 % Total
Street Improvement Program	$ 517,474	$ (4,514)	**$ 110,000**	17.7%
Tree Maintenance	$ 3,054	$ 11,990	**$ 5,000**	0.8%
Routine Street Maintenance	92,657	138,730	**125,710**	20.2%
Drainage Systems Maintenance	12,529	15,655	**15,870**	2.6%
Traffic Signs	19,737	16,340	**16,595**	2.7%
Winter Maintenance	45,460	41,470	**42,035**	6.8%
Administration and Records	26,163	49,505	**49,812**	8.0%
Contributions to Other Funds	75,000	162,550	**147,574**	23.8%
Street Construction Debt	-	-	**-**	-
Unallocated Reserve	-	57,885	**108,434**	17.5%
Total Expenditures	$ 792,074	$ 489,611	**$ 621,030**	100.0%

2023-24 Budgeted Expenditures

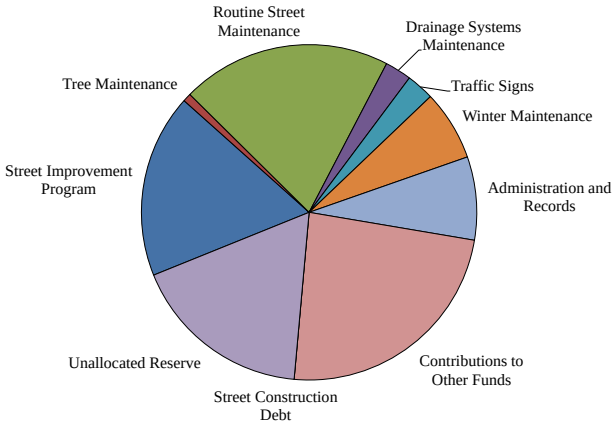

Expenditures by Type	**FY24 Proposed**	FY24 % Total
Personnel	**71,925**	12%
Operating Costs	**439,105**	71%
Capital Outlay	**110,000**	18%
	621,030	100%

City of Northville
Line Item Budget for the Year Ended June 30, 2024 and
Five Year Plan - 2023 through 2027

MAJOR STREETS FUND

Account Number	Description	2020-21 Actual	2021-22 Actual	2022-23 Projected	**2023-24 Proposed Budget**	2024-25 Estimated Budget	2025-26 Estimated Budget	2026-27 Estimated Budget
REVENUES								
202-000-546.010	Act 51 Distributions	451,257	484,073	479,671	**503,360**	515,547	528,191	531,437
202-000-573.010	METRO Act	5,379	5,625	5,000	**5,000**	5,000	5,000	5,000
202-000-620.000	Court Reimbursements	-	-	-	**-**	-	-	-
202-000-665.xxx	Net Investment Income	3,974	(9,927)	3,470	**2,670**	1,870	1,870	1,870
202-000-682.000	Grants	-	-	1,470	**-**	-	-	-
	Operating Transfer from:							
202-000-699.204	Street, Drainage, and Sidewalk Improvement Fund	-	-	-	**-**	-	-	-
202-000-699.248	Downtown Development Authority	-	-	-	**110,000**	-	-	-
	Total Revenues	460,611	479,770	489,611	**621,030**	522,417	535,061	538,307
Fund Balance Reserve								
202-000-699.000	Approp of Prior Years' Surplus	398,884	312,304	-	**-**	-	-	-
	Total Budget	859,494	792,074	489,611	**621,030**	522,417	535,061	538,307

- continued -

City of Northville
Line Item Budget for the Year Ended June 30, 2024 and
Five Year Plan - 2023 through 2027

MAJOR STREETS FUND (continued)

Account Number	Description	2020-21 Actual	2021-22 Actual	2022-23 Projected	**2023-24 Proposed Budget**	2024-25 Estimated Budget	2025-26 Estimated Budget	2026-27 Estimated Budget
EXPENDITURES								
Administration and Records								
202-261-805.000	Auditing Services	2,588	2,663	2,740	**2,815**	2,890	2,960	3,030
202-261-874.000	Unfunded Pension Contribuitons	-	-	21,505	**21,227**	21,227	21,227	13,800
202-261-956.000	Contingencies	-	-	-	**-**	290	590	890
202-261-962.000	Liability and Property Insurance Pool	-	-	1,290	**1,320**	1,360	1,400	1,440
202-261-965.000	Overhead-Administration & Records	23,040	23,500	23,970	**24,450**	24,690	24,940	25,190
		25,628	26,163	49,505	**49,812**	50,457	51,117	44,350
Tree Maintenance								
202-443-706.000	Wages/Salaries	764	1,132	4,510	**2,000**	2,000	2,000	2,000
202-443-707.000	Wages/Salaries - Overtime	-	-	40	**-**	-	-	-
202-443-725.000	Fringe Benefits	429	755	4,440	**2,000**	2,000	2,000	2,000
202-443-874.000	Unfunded Pension Contributions	264	357	-	**-**	-	-	-
202-443-876.000	Retiree Healthcare Costs	179	99	-	**-**	-	-	-
202-443-943.000	Equipment Rental	480	691	3,000	**1,000**	1,000	1,000	1,000
202-443-962.000	Liability and Property Insurance Pool	18	19	-	**-**	-	-	-
		2,134	3,054	11,990	**5,000**	5,000	5,000	5,000

- continued -

City of Northville
Line Item Budget for the Year Ended June 30, 2024 and
Five Year Plan - 2023 through 2027

MAJOR STREETS FUND (continued)

Account Number	Description	2020-21 Actual	2021-22 Actual	2022-23 Actual	**2023-24 Proposed Actual**	2024-25 Estimated Actual	2025-26 Estimated Actual	2026-27 Estimated Actual
EXPENDITURES (continued)								
Routine Street Maintenance								
202-463-706.000	Wages/Salaries	11,474	8,028	21,570	**22,330**	22,610	22,610	22,610
202-463-707.000	Wages/Salaries - Overtime	475	852	265	**275**	275	275	275
202-463-725.000	Fringe Benefits	8,317	6,299	17,880	**18,375**	18,605	18,605	18,605
202-463-775.000	Materials	3,481	6,397	8,600	**8,600**	8,600	8,600	8,600
202-463-801.000	Contractual Services	15,387	13,496	18,700	**21,000**	21,000	21,000	21,000
202-463-801.180	Pavement Marking Program	2,341	6,393	25,500	**13,000**	13,000	13,000	13,000
202-463-801.470	Joint & Crack Sealing	-	25,035	30,270	**31,000**	31,000	31,000	31,000
202-463-803.000	Engineering Services	5,620	3,500	6,375	**1,500**	1,500	1,500	1,500
202-463-874.000	Unfunded Pension Contributions	8,819	10,733	-	**-**	-	-	-
202-463-876.000	Retiree Healthcare Costs	5,954	2,992	-	**-**	-	-	-
202-463-920.030	Water and Sewer Service	1,771	3,300	3,500	**3,500**	3,500	3,500	3,500
202-463-943.000	Equipment Rental	6,010	5,070	6,070	**6,130**	6,190	6,250	6,310
202-463-962.000	Liability and Property Insurance Pool	602	564	-	**-**	-	-	-
		70,250	92,657	138,730	**125,710**	126,280	126,340	126,400
Drainage Systems Maintenance								
202-469-706.000	Wages/Salaries	1,105	2,041	3,500	**3,590**	3,635	3,635	3,635
202-469-707.000	Wages/Salaries - Overtime	368	36	105	**110**	110	110	110
202-469-725.000	Fringe Benefits	1,411	1,690	3,520	**3,610**	3,655	3,655	3,655
202-469-775.000	Materials	202	204	1,000	**1,000**	1,000	1,000	1,000
202-469-802.700	GIS Services	690	-	-	**-**	-	-	-
202-469-803.000	Engineering Services	-	4,614	5,000	**5,000**	5,000	5,000	5,000
202-469.874.000	Unfunded Pension Contributions	634	1,463	-	**-**	-	-	-
202-469-876.000	Retiree Healthcare Costs	428	408	-	**-**	-	-	-
202-469-943.000	Equipment Rental	235	1,997	2,530	**2,560**	2,590	2,620	2,650
202-469-962.000	Liability and Property Insurance Pool	43	77	-	**-**	-	-	-
		5,116	12,529	15,655	**15,870**	15,990	16,020	16,050

- continued -

City of Northville
Line Item Budget for the Year Ended June 30, 2024 and
Five Year Plan - 2023 through 2027

MAJOR STREETS FUND (continued)

Account Number	Description	2020-21 Actual	2021-22 Actual	2022-23 Projected	**2023-24 Proposed Budget**	2024-25 Estimated Budget	2025-26 Estimated Budget	2026-27 Estimated Budget
EXPENDITURES (continued)								
Traffic Signs								
202-474-706.000	Wages/Salaries	2,079	1,396	1,000	**1,025**	1,040	1,040	1,040
202-474-707.000	Wages/Salaries - Overtime	156	807	540	**555**	565	565	565
202-474-725.000	Fringe Benefits	2,098	2,057	1,505	**1,540**	1,560	1,560	1,560
202-474-775.000	Materials	1,414	814	2,000	**2,000**	2,000	2,000	2,000
202-474-801.000	Contractural Services	4,430	10,772	10,105	**10,275**	10,455	10,645	10,835
202-474-874.000	Unfunded Pension Contributions	1,824	2,304	-	**-**	-	-	-
202-474-876.000	Retiree Healthcare Costs	1,231	642	-	**-**	-	-	-
202-474-943.000	Equipment Rental	1,361	824	1,190	**1,200**	1,210	1,220	1,230
202-474-962.000	Liability and Property Insurance Pool	125	121	-	**-**	-	-	-
		14,717	19,737	16,340	**16,595**	16,830	17,030	17,230
Winter Maintenance								
202-478-706.000	Wages/Salaries	2,834	3,230	3,600	**3,690**	3,740	3,740	3,740
202-478-707.000	Wages/Salaries - Overtime	5,017	4,482	5,000	**5,125**	5,190	5,190	5,190
202-478-725.000	Fringe Benefits	6,832	7,033	7,500	**7,700**	7,900	7,900	7,900
202-478-775.000	Materials	7,914	8,078	10,000	**10,000**	10,000	10,000	10,000
202-478-874.000	Unfunded Pension Contributions	5,039	5,308	-	**-**	-	-	-
202-478-876.000	Retiree Healthcare Costs	3,402	1,480	-	**-**	-	-	-
202-478-943.000	Equipment Rental	9,271	15,570	15,370	**15,520**	15,680	15,840	16,000
202-478-962.000	Liability and Property Insurance Pool	344	279	-	**-**	-	-	-
		40,654	45,460	41,470	**42,035**	42,510	42,670	42,830
Contributions to Other Funds								
202-965-995.203	Oper Tsfr to Local Streets Fund	143,791	75,000	162,550	**147,574**	145,950	135,130	122,053
		143,791	75,000	162,550	**147,574**	145,950	135,130	122,053

- continued -

City of Northville
Line Item Budget for the Year Ended June 30, 2024 and
Five Year Plan - 2023 through 2027

MAJOR STREETS FUND (continued)

Account Number	Description	2020-21 Actual	2021-22 Actual	2022-23 Projected	**2023-24 Proposed Budget**	2024-25 Estimated Budget	2025-26 Estimated Budget	2026-27 Estimated Budget
EXPENDITURES (continued)								
Street Improvement Program								
202-904-803.000	Engineering Services	74	-	-	-	-	-	-
202-904-989.050	2020 Local Road Reconstruction	554,151	-	-	-	-	-	-
202-904-989.070	Center/Cady Intersection Alignment	2,980	1,336	-	-	-	-	-
202-904-979.090	2021 Street Improvments	-	181,715	600	-	-	-	-
202-904-989.100	2022 Street Improvments	-	334,423	(5,114)	-	-	-	-
202-904-989.new	Main Street Improvements	-	-	-	**110,000**	-	-	-
		557,205	517,474	(4,514)	**110,000**	-	-	-
	Total Expenditures	859,494	792,074	431,726	**512,596**	403,017	393,307	373,913
Fund Balance Reserve								
202-999-999.000	Unallocated Reserve	-	-	57,885	**108,434**	119,400	141,754	164,394
	Total Budget	859,494	792,074	489,611	**621,030**	522,417	535,061	538,307
	Analysis of Fund Balance:							
	Beginning of Year			147,806	**205,691**	314,125	433,525	575,279
	Revenues			489,611	**621,030**	522,417	535,061	538,307
	Expenditures			(431,726)	**(512,596)**	(403,017)	(393,307)	(373,913)
	End of Year			205,691	**314,125**	433,525	575,279	739,673

City of Northville
Line Item Budget for the Year Ended June 30, 2024 and
Five Year Plan – 2023 through 2027

ACTIVITY: Local Streets Fund **FUND NUMBER**: 203

SUPERVISOR: Director, Department of Public Works

General Description of Activity

This activity records revenue received from gasoline tax through the State of Michigan under Act 51. Those funds may be used for routine maintenance of local streets. This includes patching, sealing, grading of gravel roads, repair of storm sewer, sweeping, traffic signs, winter snow and ice control, as well as debt service. The Act 51 funds, however, are insufficient to cover required maintenance needs of the local street system. To cover this shortfall, an operating transfer from the Major Streets Fund is necessary.

The fund also receives revenue pursuant to PA 48 of 2002 (METRO Act) to offset the costs of the use of public rights-of-way by telecom providers.

Proposed Fiscal Year Overview

The taxes generated by the street millage will allow for street improvements on the following local streets: full reconstruct on Yerkes Street and Orchard Street.

City of Northville
Proposed 2023-24 Local Streets Fund Budget
(with historical comparative data)

Revenues	FY22 Actual	FY23 Projected	**FY24 Proposed**	FY24 % Total
Act 51 Distributions	$ 205,442	$ 210,795	**$ 216,819**	15.1%
METRO Act	16,872	16,000	**16,000**	1.1%
Interest & Other Income	(278)	3,510	**-**	0.0%
Operating Transfers from				
Street Improvement Bond Construction	-	-	**-**	0.0%
Street, Drainage & Sidewalk Improvement	1,005,026	1,129,355	**1,053,560**	73.5%
Major Streets Fund	75,000	162,550	**147,574**	10.3%
Approp. of Prior Year Surplus	70,413	-	**-**	0.0%
Total Revenues	$ 1,372,476	$ 1,522,210	**$ 1,433,953**	100.0%

2023-24 Budgeted Revenues

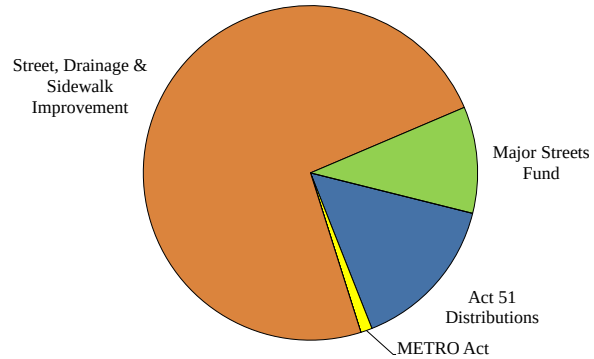

Expenditures by Department	FY22 Actual	FY23 Projected	**FY24 Proposed**	FY24 % Total
Street Improvement Program	$ 1,005,026	$ 1,129,365	**$ 1,053,560**	73.5%
Routine Street Maintenance	155,597	163,900	**163,970**	11.4%
Drainage Systems Maintenance	70,213	60,140	**52,060**	3.6%
Traffic Signs	10,622	12,755	**9,755**	0.7%
Winter Maintenance	68,978	54,985	**56,275**	3.9%
Administration and Records	47,126	43,700	**41,400**	2.9%
Tree Maintenance	14,913	57,365	**56,933**	4.0%
Total Expenditures	$ 1,372,476	$ 1,522,210	**$ 1,433,953**	100.0%

2023-24 Budgeted Expenditures

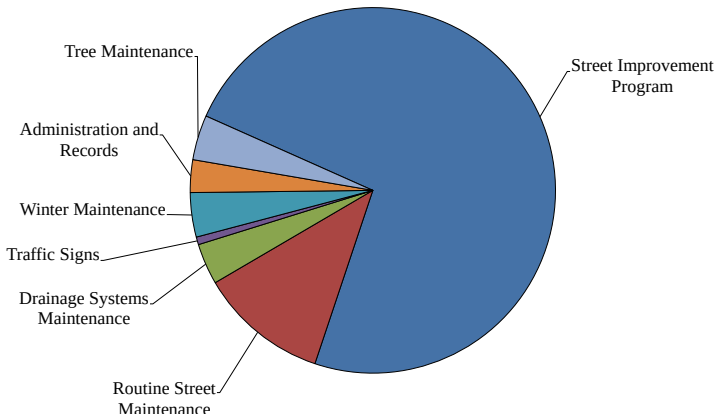

Expenditures by Type	**FY24 Proposed**	FY24 % Total
Personnel	**188,665**	13%
Operating Costs	**191,728**	13%
Capital Outlay	**1,053,560**	73%
	1,433,953	100%

City of Northville
Line Item Budget for the Year Ended June 30, 2024 and
Five Year Plan - 2023 through 2027

LOCAL STREETS

Account Number	Description	2020-21 Actual	2021-22 Actual	2022-23 Projected	**2023-24 Proposed Budget**	2024-25 Estimated Budget	2025-26 Estimated Budget	2026-27 Estimated Budget
REVENUES								
203-000-546.010	Act 51 Distributions	192,132	205,442	210,795	**216,819**	222,088	227,548	228,947
203-000-573.010	METRO Act	16,138	16,872	16,000	**16,000**	16,000	16,000	16,000
203-000-665.xxx	Net Investment Income	1,386	(278)	80	**-**	-	-	-
203-000-682.000	Other Grants	-	-	3,430	**-**	-	-	-
	Operating Transfer from:							
203-000-699.202	Major Streets Fund	225,625	75,000	162,550	**147,574**	145,950	135,130	122,053
203-000-699.204	Street, Drainage, and Sidewalk Improvement Fund	1,838,618	1,005,026	1,129,355	**1,053,560**	805,000	820,000	835,000
203-000-699.467	Street Bond Construction Fund	711,745	-	-	**-**	-	-	-
	Total Revenues	2,985,644	1,302,062	1,522,210	**1,433,953**	1,189,038	1,198,678	1,202,000
Fund Balance Reserve								
203-000-699.000	Appropriation of Prior Year Surplus	-	70,413	-	**-**	-	-	-
	Total Budget	2,985,644	1,372,476	1,522,210	**1,433,953**	1,189,038	1,198,678	1,202,000
EXPENDITURES								
Tree Maintenance								
203-443-706.000	Wages/Salaries	5,799	17,553	15,000	**15,500**	15,700	15,700	15,700
203-443-707.000	Wages/Salaries - Overtime	-	746	1,700	**700**	710	710	710
203-443-725.000	Fringe Benefits	4,535	14,856	17,000	**15,200**	16,000	16,000	16,000
203-443-874.000	Unfunded Pension Contributions	1,882	4,911	-	**-**	-	-	-
203-443-876.000	Retiree Healthcare Costs	1,840	2,074	-	**-**	-	-	-
203-443-943.000	Equipment Rental	4,316	6,745	10,000	**10,000**	10,000	10,000	10,000
203-443-962.000	Liability and Property Insurance Pool	61	241	-	**-**	-	-	-
		18,433	47,126	43,700	**41,400**	42,410	42,410	42,410

- continued -

City of Northville
Line Item Budget for the Year Ended June 30, 2024 and
Five Year Plan - 2023 through 2027

LOCAL STREETS (continued)

Account Number	Description	2020-21 Actual	2021-22 Actual	2022-23 Projected	**2023-24 Proposed Budget**	2024-25 Estimated Budget	2025-26 Estimated Budget	2026-27 Estimated Budget
Street Improvement Program								
203-904-801.000	Contractual Services	4,658	-	9,750	**-**	-	-	-
203-904-801.810	Sidewalk Repair & Replacement	-	65,685	35,000	**35,000**	35,000	35,000	35,000
203-904-989.040	2020-1 Local Road Reconstruction	982,447	25,000	-	**-**	-	-	-
203-904-989.050	2020-2 Local Road Reconstruction	974,443	38,266	9,590	**-**	-	-	-
203-904-989.060	Spring 2020 Mill & Fill	-	-	-	**-**	-	-	-
203-904-989.090	2021 Street Improvements	383,641	355,047	4,080	**-**	-	-	-
203-904-989.100	2022 Street Improvements	-	510,798	814,585	**-**	-	-	-
203-904-989.110	Yerkes Improvements	-	10,230	106,360	**418,560**	-	-	-
203-904-989.120	Orchard Reconstruction	-	-	150,000	**450,000**	-	-	-
203-904-989.TBD	2024-2027 Street Improvements	-	-	-	**150,000**	770,000	785,000	800,000
		2,345,188	1,005,026	1,129,365	**1,053,560**	805,000	820,000	835,000
Routine Street Maintenance								
203-463-706.000	Wages/Salaries	45,961	45,442	57,715	**59,485**	60,230	60,230	60,230
203-463-707.000	Wages/Salaries - Overtime	1,352	1,679	1,400	**1,435**	1,455	1,455	1,455
203-463-725.000	Fringe Benefits	38,948	40,854	52,545	**53,930**	54,605	54,605	54,605
203-463-775.000	Materials	4,485	7,276	6,500	**6,500**	6,500	6,500	6,500
203-463-801.000	Contractual Services	-	1,091	8,200	**8,200**	8,200	8,200	8,200
203-463-802.010	Legal Services	473	-	-	**-**	-	-	-
203-463-802.700	GIS Services	438	-	-	**-**	-	-	-
203-463-803.000	Engineering Services	6,334	4,013	6,430	**3,000**	3,000	3,000	3,000
203-463-874.000	Unfunded Pension Contributions	17,401	16,139	-	**-**	-	-	-
203-463-876.000	Retiree Healthcare Costs	17,009	6,815	-	**-**	-	-	-
203-463-943.000	Equipment Rental	36,560	31,495	31,110	**31,420**	31,730	32,050	32,370
203-463-962.000	Liability and Property Insurance Pool	563	792	-	**-**	-	-	-
		169,524	155,597	163,900	**163,970**	165,720	166,040	166,360

- continued -

City of Northville
Line Item Budget for the Year Ended June 30, 2024 and
Five Year Plan - 2023 through 2027

LOCAL STREETS (continued)

Account Number	Description	2020-21 Actual	2021-22 Actual	2022-23 Projected	**2023-24 Proposed Budget**	2024-25 Estimated Budget	2025-26 Estimated Budget	2026-27 Estimated Budget
Drainage Systems Maintenance								
203-469-706.000	Wages/Salaries	5,171	4,738	5,635	**5,780**	5,850	5,850	5,850
203-469-707.000	Wages/Salaries - Overtime	156	336	100	**105**	105	105	105
203-469-725.000	Fringe Benefits	5,176	4,516	5,600	**5,740**	5,810	5,810	5,810
203-469-775.000	Materials	636	490	1,000	**2,500**	1,000	1,000	1,000
203-469-801.000	Contractual Services	3,075	31,184	15,000	**5,000**	5,000	5,000	5,000
203-469-802.050	Legal Fees - Storm Water Permit	-	53	2,500	**2,500**	2,500	2,500	2,500
203-469-802.700	GIS Services	1,361	409	250	**250**	250	250	250
203-469-803.000	Engineering Services	2,912	4,773	5,000	**5,000**	5,000	5,000	5,000
203-469-825.000	Storm Water Program	9,574	9,289	9,675	**9,725**	9,775	9,825	9,825
203-469-874.000	Unfunded Pension Contributions	4,363	7,317	-	**-**	-	-	-
203-469-876.000	Retiree Healthcare Costs	4,265	3,090	-	**-**	-	-	-
203-469-938.040	Randolph Drain Annual Maintenance	-	-	7,300	**7,300**	7,300	-	-
203-469-943.000	Equipment Rental	6,811	3,660	8,080	**8,160**	8,240	8,320	8,400
203-469-962.000	Liability and Property Insurance Pool	141	359	-	**-**	-	-	-
		43,641	70,213	60,140	**52,060**	50,830	43,660	43,740
Traffic Signs								
203-474-706.000	Wages/Salaries	3,018	2,902	2,050	**2,075**	2,100	2,100	2,100
203-474-707.000	Wages/Salaries - Overtime	354	501	675	**565**	575	575	575
203-474-725.000	Fringe Benefits	3,067	3,331	2,510	**2,575**	2,605	2,605	2,605
203-474-775.000	Materials	2,072	1,587	5,500	**2,500**	2,500	2,500	2,500
203-474-874.000	Unfunded Pension Contributions	1,321	1,107	-	**-**	-	-	-
203-474-876.000	Retiree Healthcare Costs	1,291	467	-	**-**	-	-	-
203-474-943.000	Equipment Rental	1,770	673	2,020	**2,040**	2,060	2,080	2,100
203-474-962.000	Liability and Property Insurance Pool	43	54	-	**-**	-	-	-
		12,936	10,622	12,755	**9,755**	9,840	9,860	9,880

- continued -

City of Northville
Line Item Budget for the Year Ended June 30, 2024 and
Five Year Plan - 2023 through 2027

LOCAL STREETS (continued)

Account Number	Description	2020-21 Actual	2021-22 Actual	2022-23 Projected	**2023-24 Proposed Budget**	2024-25 Estimated Budget	2025-26 Estimated Budget	2026-27 Estimated Budget
Winter Maintenance								
203-478-702.000	Meal Allowance	-	-	500	**500**	500	500	500
203-478-706.000	Wages/Salaries	7,726	7,491	6,415	**6,575**	6,660	6,660	6,660
203-478-707.000	Wages/Salaries - Overtime	6,539	7,322	6,070	**6,500**	6,500	6,500	6,500
203-478-725.000	Fringe Benefits	12,279	12,706	12,000	**12,500**	13,000	13,000	13,000
203-478-775.000	Road Salt	7,914	8,078	10,000	**10,000**	10,000	10,000	10,000
203-478-874.000	Unfunded Pension Contributions	7,044	7,189	-	**-**	-	-	-
203-478-876.000	Retiree Healthcare Costs	6,886	3,035	-	**-**	-	-	-
203-478-943.000	Equipment Rental	20,376	22,805	20,000	**20,200**	20,400	20,600	20,810
203-478-962.000	Liability and Property Insurance Pool	228	353	-	**-**	-	-	-
		68,992	68,978	54,985	**56,275**	57,060	57,260	57,470
Administration and Records								
203-261-805.000	Auditing Services	2,588	2,663	2,740	**2,815**	2,890	2,960	3,030
203-261-874.000	Unfunded Pension Contributions	-	-	40,110	**38,918**	38,918	38,918	25,300
203-261-956.000	Contingencies	-	-	-	**-**	440	880	1,330
203-261-962.000	Liability and Property Insurance Pool	-	-	1,655	**1,700**	1,750	1,800	1,850
203-261-965.000	Overhead - Administration & Records	11,670	12,250	12,860	**13,500**	14,180	14,890	15,630
		14,258	14,913	57,365	**56,933**	58,178	59,448	47,140
	Total Expenditures	2,672,972	1,372,476	1,522,210	**1,433,953**	1,189,038	1,198,678	1,202,000
Fund Balance Reserve								
203-999-999.00	Unallocated Reserve	312,672	-	-	**-**	-	-	-
	Total Budget	2,985,644	1,372,476	1,522,210	**1,433,953**	1,189,038	1,198,678	1,202,000
Analysis of Fund Balance:								
	Beginning of Year			145,929	**145,929**	145,929	145,929	145,929
	Revenues			1,522,210	**1,433,953**	1,189,038	1,198,678	1,202,000
	Expenditures			(1,522,210)	**(1,433,953)**	(1,189,038)	(1,198,678)	(1,202,000)
	End of Year			145,929	**145,929**	145,929	145,929	145,929

City of Northville
Line Item Budget for the Year Ended June 30, 2024 and
Five Year Plan – 2023 through 2027

ACTIVITY: Street, Drainage & Sidewalk Improvement Fund **FUND NUMBER**: 204

SUPERVISOR: Director, Department of Public Works

General Description of Activity

This activity records revenue received from a dedicated millage approved by the voters on March 4, 1997. The dedicated millage of 1.92 mills approved by the voters (adjusted annually for Headlee limitation) is for a comprehensive maintenance and improvement program for streets, drainage and sidewalks. Property tax collections are recorded in this fund as well as transfers to the funds where the expenditures for a given project are recorded.

Proposed Fiscal Year Overview

Funding, primarily from the millage described above, is collected in this account. The approved millage rate of 1.9200 mills is projected to be permanently reduced to 1.6216 due to Headlee rollbacks. This will generate approximately $777,000 in tax revenues.

The funds are transferred to Major and Local Street Funds for capital improvements as needed. The proposed fiscal year includes the following projects.

- Sidewalk Program
- 2023 Local Street projects (Orchard & Yerkes.)
- Preliminary design work for the 2024 construction season

Long Term Plan

The long-term plan focuses on executing capital street improvement projects as approved by City Council in the City of Northville. Street improvements are to be coordinated with water/sewer main improvements in the Water & Sewer Fund.

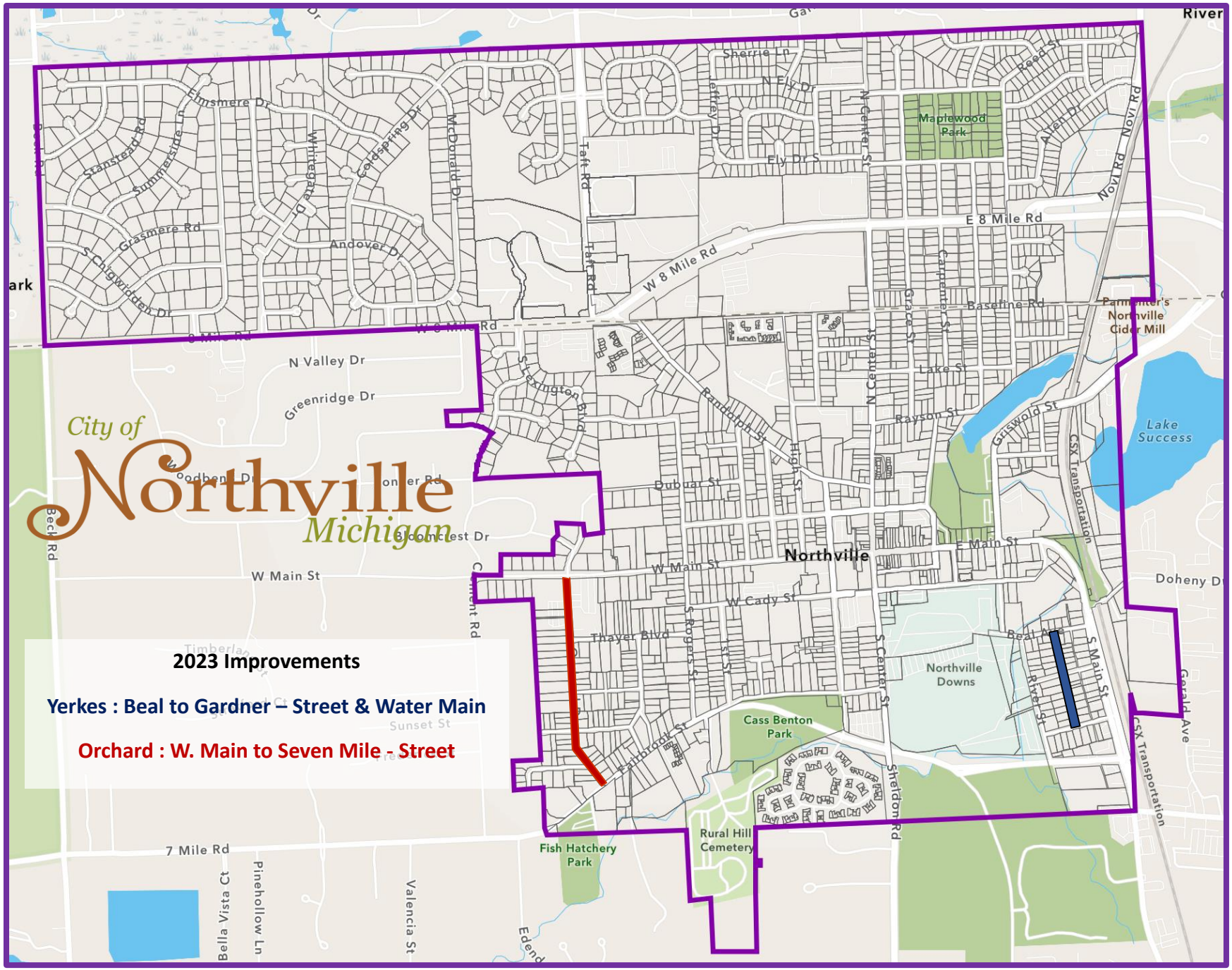
City of
Northville
Michigan
2023 Improvements
Yerkes : Beal to Gardner – Street & Water Main
Orchard : W. Main to Seven Mile - Street
Northville
W Main St
E Main St
W 8 Mile Rd
E 8 Mile Rd
7 Mile Rd
Taft Rd
N Center St
S Center St
Sheldon Rd
Novi Rd
Baseline Rd
Lake St
Griswold St
Rayson St
Randolph St
Dubuar St
W Cady St
Thayer Blvd
S Main St
CSX Transportation
Lake Success
Mapiewood Park
Cass Benton Park
Fish Hatchery Park
Rural Hill Cemetery
Northville Downs
Parmenter's Northville Cider Mill
N Valley Dr
Greenridge Dr
Andover Dr
Grasmere Rd
Stansted Rd
Summerside Ln
Elmsmere Dr
Coldspring Dr
McDonald Dr
Sherrie Ln
N Fly Dr
Fly Dr S
Beal St
Doheny Dr
Gerald Ave
Beck Rd
Bella Vista Ct
Pinehollow Ln
Valencia St
Sunset St
Timberlane

City of Northville
Proposed 2023-24 Street, Drainage & Sidewalk Improvement Fund Budget
(with historical comparative data)

Revenues	FY22 Actual	FY23 Projected	**FY24 Proposed**	FY24 % Total
Property Taxes	$ 686,176	$ 724,238	**$ 777,172**	73.7%
Net Investment Income	(40,399)	32,450	**21,950**	2.1%
PPT Reimbursement	2,769	3,713	**3,000**	0.3%
Approp. of Prior Year Surplus	356,480	368,954	**251,438**	23.9%
Total Revenues	$ 1,005,026	$ 1,129,355	**$ 1,053,560**	100.0%

2023-24 Budgeted Revenues

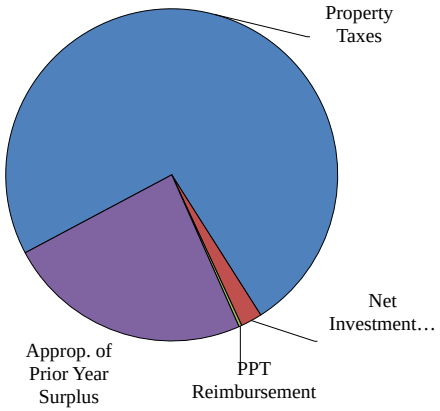

Expenditures	FY22 Actual	FY23 Projected	**FY24 Proposed**	FY24 % Total
Operating Transfer to Major Streets	$ -	$ -	**$ -**	0.0%
Operating Transfer to Local Streets	1,005,026	1,129,355	**1,053,560**	100.0%
Total Expenditures	$ 1,005,026	$ 1,129,355	**$ 1,053,560**	100.0%

2023-24 Budgeted Expenditures

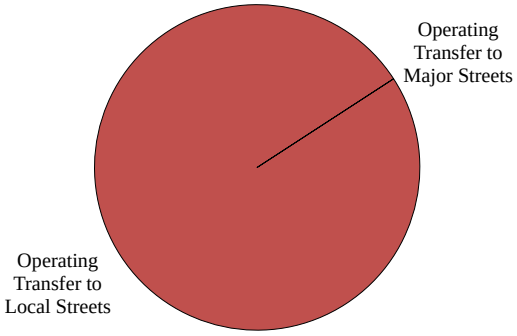

City of Northville
Line Item Budget for the Year Ended June 30, 2024 and
Five Year Plan - 2023 through 2027

STREET, DRAINAGE & SIDEWALK IMPROVEMENT FUND

Account Number	Description	2020-21 Actual	2021-22 Actual	2022-23 Projected	**2023-24 Proposed Budget**	2024-25 Estimated Budget	2025-26 Estimated Budget	2026-27 Estimated Budget
REVENUES								
	Previous Years' Maximum Millage Allowed and/or Levied			1.6256	**1.6216**	1.6216	1.6216	1.6216
	x Millage Reduction Fraction			0.9976	**1.0000**	1.0000	1.0000	1.0000
	= Allowable Levy			1.6216	**1.6216**	1.6216	1.6216	1.6216
	x Taxable Value per Mill			446,523	**479,270**	488,855	498,632	508,605
204-000-404.000	**= Current Property Tax**	666,111	685,513	724,068	**777,172**	792,715	808,570	824,742
204-000-573.000	PPT Reimbursement from State	3,087	2,769	3,713	**3,000**	3,000	3,000	3,000
204-000-412.000	Delinquent Personal Property Taxes	284	650	-	**-**	-	-	-
204-000-418.000	Property Taxes - Other	-	12	170	**-**	-	-	-
204-000-699.405	Operating Transfer from Public Improvement Fund			-	**-**	-	-	-
204-000-665.xxx	Net Investment Income	10,408	(40,399)	32,450	21,950	9,450	9,450	9,450
	Total Revenues	679,890	648,546	760,401	**802,122**	805,165	821,020	837,192
Fund Balance Reserve								
204-000-699.000	Appropriation of Prior Year Surplus	-	356,480	368,954	251,438	-	-	-
	Total Budget	679,890	1,005,026	1,129,355	**1,053,560**	805,165	821,020	837,192

- continued -

City of Northville
Line Item Budget for the Year Ended June 30, 2024 and
Five Year Plan - 2023 through 2027

STREET, DRAINAGE & SIDEWALK IMPROVEMENT FUND (continued)

Account Number	Description	2020-21 Actual	2021-22 Actual	2022-23 Projected	**2023-24 Proposed Budget**	2024-25 Estimated Budget	2025-26 Estimated Budget	2026-27 Estimated Budget
EXPENDITURES								
Operating transfer to:								
204-965-995.202	Major Street Fund	-	-	-	**-**	-	-	-
204-965-995.203	Local Street Fund	1,838,618	1,005,026	1,129,355	**1,053,560**	785,000	795,000	800,000
		1,838,618	1,005,026	1,129,355	**1,053,560**	785,000	795,000	800,000
	Total Expenditures	1,838,618	1,005,026	1,129,355	**1,053,560**	805,000	820,000	835,000
Fund Balance Reserve								
204-999-999.00	Unallocated Reserve	(1,158,728)	-	-	**-**	165	1,020	2,192
	Total Budget	679,890	1,005,026	1,129,355	**1,053,560**	805,165	821,020	837,192
	Analysis of Fund Balance:							
	Beginning of Year			996,263	**627,309**	375,871	376,036	377,056
	Revenues			760,401	**802,122**	805,165	821,020	837,192
	Expenditures			(1,129,355)	**(1,053,560)**	(805,000)	(820,000)	(835,000)
	End of Year			627,309	**375,871**	376,036	377,056	379,248

City of Northville
Line Item Budget for the Year Ended June 30, 2024 and
Five Year Plan – 2023 through 2027

ACTIVITY: Parking Fund **FUND NUMBER:** 230

SUPERVISOR: Director, Department of Public Works

General Description of Activity

The Parking Fund was used primarily to receive special assessment ("parking credit") revenue and pay related bond principal and interest from a 1990 project. Since that debt was paid off on December 1, 2000, the revenues received from parking credits are used to pay for lease payments of land used by the City as public parking lots and to earmark funds for future parking expansion or maintenance projects.

Two decks and eight surface lots activities are recorded in this fund. Cady and Main Centre are the two decks. The surface lots include Northville Square, Old Church Square, Marquis, E. Main Street, Tipping Point Theater, E. Cady Street, Hutton Street, and Mary Alexander Court. Other public lots, such as at City Hall and Mill Race Village are charged to other funds.

Proposed Fiscal Year Overview

Parking lot and deck maintenance costs are expected to be approximately $123,070 with the DDA contributing approximately 82% of those costs. The City's General Funds pays the remaining 18%. Improvements to the City Hall parking lot are proposed for FY2024.

Long Term Plan

Since this fund collects the revenue for parking credit special assessments and parking permit fees, it is appropriate that these funds continued to be used for parking lot improvements or heavy maintenance, as well as, parking expansion projects in the future. Approximately $25,000 of annual improvements paid for by the DDA to maintain the structural integrity of the decks is no longer budgeted by the DDA.

City of Northville
Proposed 2023-24 Parking Fund Budget
(with historical comparative data)

Revenues	FY22 Actual	FY23 Projected	**FY24 Proposed**	FY24 % Total
Parking Permit Fees	$ 6,630	$ 6,000	**$ 6,000**	2.4%
Special Assessments	43,186	35,655	**33,207**	13.2%
Net Investment Income & Other	(7,759)	10,810	**8,160**	3.2%
Transfer from Public Improvement	200,000	-	**-**	0.0%
Transfer from General Fund	-	24,565	**21,570**	8.6%
DDA Contribution - Maintenance	94,747	98,660	**101,500**	40.3%
DDA Contribution - Captital	-	25,000	**-**	0.0%
Use of Fund Balance	-	-	**81,438**	32.3%
Total Revenues	$ 336,804	$ 200,690	**$ 251,875**	100.0%

2023-24 Budgeted Revenues

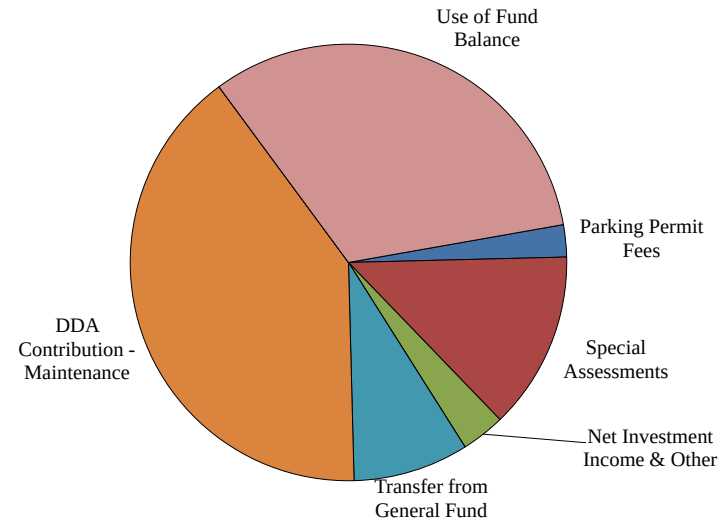

Expenditures by Department	FY22 Actual	FY23 Projected	**FY24 Proposed**	FY24 % Total
Parking Lot Leases	$ 5,593	$ 2,952	**$ 3,100**	1.2%
Parking System Maintenance	$ 94,747	$ 123,225	**$ 123,070**	48.9%
Administration and Records	667	690	**705**	0.3%
Parking Improvements	37,200	25,000	**125,000**	49.6%
Unallocated Reserve	198,596	48,823	**-**	0.0%
Total Expenditures	$ 336,804	$ 200,690	**$ 251,875**	100.0%

2023-24 Budgeted Expenditures

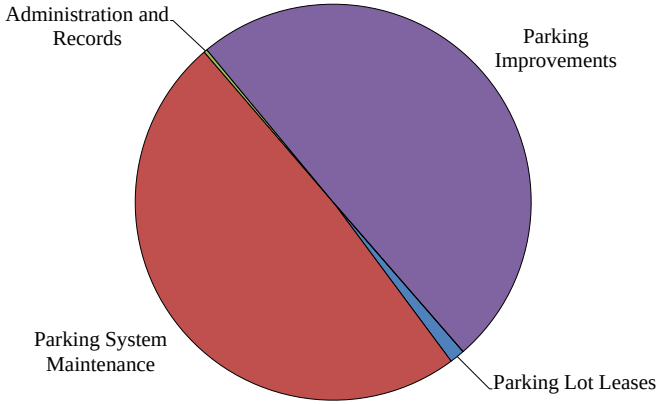

Expenditures by Type	**FY24 Proposed**	FY24 % Total
Personnel	**24,520**	10%
Operating Costs	**102,355**	41%
Capital Outlay	**125,000**	50%
	251,875	100%

City of Northville
Line Item Budget for the Year Ended June 30, 2024 and
Five Year Plan - 2023 through 2027

PARKING FUND

Account Number	Description	2020-21 Actual	2021-22 Actual	2022-23 Projected	**2023-24 Proposed Budget**	2024-25 Estimated Budget	2025-26 Estimated Budget	2026-27 Estimated Budget
REVENUES								
230-000-490.220	Parking Permit Fees	6,203	6,630	6,000	**6,000**	6,000	6,000	6,000
230-000-460.000	Parking Credit Special Assessment	13,273	19,479	12,556	**10,716**	10,175	9,763	9,350
230-000-460.030	Deck Special Assessment	37,232	23,707	23,099	**22,491**	21,884	21,276	20,668
230-000-626.040	DPW Service Reimbursement	-	158	-	**-**	-	-	-
230-000-665.xxx	Net Investment Income	3,021	(7,917)	10,810	**8,160**	5,010	5,010	5,010
230-000-699.101	Transfer from General Fund	10,028	-	24,565	**21,570**	13,260	11,655	9,785
230-000-699.248	DDA Contribuiton - Maintenance	93,220	94,747	98,660	**101,500**	104,425	107,440	110,540
230-000-699.248	DDA Contribuiton - Decks	-	-	25,000	**-**	-	-	-
230-000-699.405	Transfer from Public Improv. Fund	-	200,000	-	**-**	-	-	-
	Total Revenues	162,977	336,804	200,690	**170,437**	160,754	161,144	161,353
Fund Balance Reserve								
230-000-699.000	Use of Fund Balance	188,803	-	-	**81,438**	-	-	-
	Total Budget	351,780	336,804	200,690	**251,875**	160,754	161,144	161,353
EXPENDITURES								
Parking Lot Leases								
230-576-994.700	Lease Payment-Long Property	2,848	2,875	2,952	**3,100**	3,162	3,225	3,289
230-576-994.750	Northville Downs Taxes	2,694	2,718	-	**-**	-	-	-
		5,541	5,593	2,952	**3,100**	3,162	3,225	3,289
Parking System Maintenance								
230-572-706.000	Wages - Regular	12,639	7,606	10,780	**11,050**	11,190	11,190	11,190
230-572-707.000	Wages - Overtime	1,028	1,741	1,325	**1,360**	1,375	1,375	1,375
230-572-725.000	Fringe Benefits	11,925	8,469	11,815	**12,110**	12,260	12,260	12,260
230-572-775.000	Materials / Salt	6,876	5,478	9,000	**9,000**	9,000	9,000	9,000
230-572-801.000	Contractual Services	11,828	11,201	12,860	**21,290**	14,420	14,550	14,680
230-572-802.700	GIS Services	119	-	-	**-**	-	-	-
230-572-803.000	Engineering Services	1,211	-	-	**-**	-	-	-
230-572-853.000	Telephone	395	395	395	**395**	395	395	395
230-572-920.010	Electric Power	28,755	16,568	18,025	**18,560**	19,110	19,680	20,270
230-572-920.030	Water & Sewer Service	51	54	60	**60**	60	60	60
230-572-920.050	ERC LED Payback	5,570	18,749	22,500	**22,500**	22,500	22,500	22,500
230-572-920.060	Elec Savings Tsfr'd to Sustainability	1,061	3,571	3,575	**3,575**	3,575	3,575	3,575
230-572-938.100	Elevator Maintenance	5,649	5,980	16,730	**6,740**	6,930	7,130	7,330
230-572-943.000	Equipment Rental	10,870	9,259	10,200	**10,300**	10,400	10,500	10,610
230-572-956.000	Contingencies	-	-	-	**-**	160	380	380
230-572-962.000	Liability & Property Insurance	5,270	5,676	5,960	**6,130**	6,310	6,500	6,700
		103,248	94,747	123,225	**123,070**	117,685	119,095	120,325

continued

City of Northville
Line Item Budget for the Year Ended June 30, 2024 and
Five Year Plan - 2023 through 2027

PARKING FUND

Account Number	Description	2020-21 Actual	2021-22 Actual	2022-23 Projected	**2023-24 Proposed Budget**	2024-25 Estimated Budget	2025-26 Estimated Budget	2026-27 Estimated Budget
EXPENDITURES - continued								
Parking Improvements								
230-901-801.000	Contractual Services	-	1,500	-	**-**	-	-	-
230-901-971.070	Art House Parking Lot	33,729	-	-	**-**	-	-	-
230-901-971.270	Ford Field Parking Lot	10,685	-	-	**-**	-	-	-
230-901-971.290	Tipping Point Parking Lot	59,224	-	-	**-**	-	-	-
230-901-971.590	Northville Square Parking Lot	133,377	-	-	**-**	-	-	-
230-901-974.260	Main Centre Deck Restoration	5,328	-	-	**-**	-	-	-
230-901-974.new	City Hall Parking Lot Improvements	-	-	-	**125,000**	-	-	-
230-901-977.000	Deck Improvements - DDA Funded	-	-	25,000	**-**	-	-	-
230-901-977.040	Chruch Street Parking Lot	-	35,700	-	**-**	-	-	-
		242,342	37,200	25,000	**125,000**	-	-	-
Administration and Records								
230-923-805.00	Auditing Service	648	667	690	**705**	720	740	760
		648	667	690	**705**	720	740	760
	Total Expenditures	351,780	138,208	151,867	**251,875**	121,567	123,060	124,374
Fund Balance Reserve								
230-999-999.00	Unallocated Reserve	-	198,596	48,823	**-**	39,187	38,084	36,979
	Total Budget	351,780	336,804	200,690	**251,875**	160,754	161,144	161,353
Fund Balance Analysis								
	Beginning of Year			580,539	**629,362**	547,924	587,111	625,195
	Revenues			200,690	**170,437**	160,754	161,144	161,353
	Expenditures			(151,867)	**(251,875)**	(121,567)	(123,060)	(124,374)
	End of Year			629,362	**547,924**	587,111	625,195	662,174
	Assigned for Assessment Reserve			68,841	**91,332**	113,215	134,491	155,158
	Unassigned Fund Balance			560,521	**456,592**	473,896	490,704	507,016
	End of Year			629,362	**547,924**	587,111	625,195	662,174

City of Northville
Line Item Budget for the Year Ended June 30, 2024 and
Five Year Plan – 2023 through 2027

ACTIVITY: Housing Commission **FUND NUMBER:** 535

SUPERVISOR: Housing Director

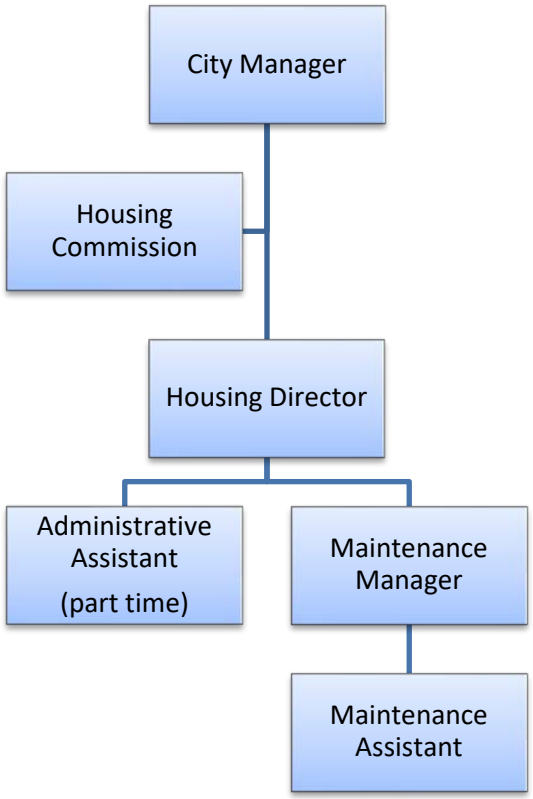

Housing Commission – continued

General Description of Activity

The primary function of the Housing Commission is to manage Allen Terrace, an apartment community for senior citizens 62 years or older. Allen Terrace has 100 apartments: 98 one-bedroom and 2 two-bedroom units. Housing Commission staff allocates its time between property maintenance and repairs, budget management, records management, rent collection, filling vacancies, and providing customer service. Currently, a full-time Director, a full-time Maintenance Manager, a part-time Administrative Assistant, a part-time Custodian, a part-time on-call Maintenance Assistant, and a seasonal gardener are budgeted to staff Allen Terrace.

The main goal of our five-year plan is to continue modernization of Allen Terrace. Recognizing the limited resources of many Allen Terrace tenants along with the maximum rent allowed by Federal rent subsidy programs, the Commission strives to maintain efficiency in managing finances. Approximately 12% of the tenants receive rent assistance. The rental rate, which includes heat, electricity, and water, remains below market rents for this area. Allen Terrace retains an average annual 98% rate of occupancy.

Proposed Fiscal Year Overview

Revenue for Allen Terrace is generated mainly from rent and rent subsidies. Allen Terrace does not rely on property taxes or General Fund money for its operations. The rent is proposed to increase 3.53% from $765 to $792 for one-bedroom units and 1.98% from $1,160 to $1,183 for the two-bedroom units. This will increase annual revenue by $32,304. Rent includes utilities which averages $138 per month per apartment. The rent increase is necessary to augment the replacement reserve in support of capital improvements and inflationary increases in operational expenditures. This increase remains within the Department of Housing and Urban Development's FY2023 Fair Market Rent rate of $950 for a one-bedroom.

The Allen Terrace Trust Fund subsidy program is available to Allen Terrace tenants based on a maximum annual income limit of $18,500. In addition, a minimum of five years of City of Northville residency prior to residency at Allen Terrace *or* a minimum of three years residency at Allen Terrace is required. Currently, one tenant participates in this program, although a change in the income limitations is proposed in order to benefit a larger number of tenants.

Housing Commission – continued

Approximately $243,000 is proposed to be transferred to the Housing Capital Outlay Fund for building improvements. The fund balance in this fund will remain between 30% to 35% of expenditures for unforeseen costs.

Departmental Goals & Objectives

- Implement the capital needs assessment and funding schedule.
- Add and enclosure for the dumpster.
- New vinyl plank like flooring in the apartments.
- Add a loading ramp in place of the stairs that are currently in the loading dock.
- Add a cement pad for the dumpster and sidewalks to the East and West sides of the building.
- Replace trash collector with compactor and portable compaction containers to provide safe and sanitary disposal of trash.
- Improve building security by replacing entry doors and upgrading security cameras.
- Replace the two original boilers.

Performance Measures

	FY2020 Actual	FY2021 Actual	FY2022 Actual	FY2023 Projected	FY2024 Estimated
Inputs & Outputs					
Move-Outs	7	20	16	20	15
Move-Ins	8	21	18	20	15
Maintenance Service Requests	558	452	445	492	450
Nutrition Program - On Site Meals	1,957	1,446	3,036	1,689	1,800
Nutrition Program - Home Delivered Meals	3,109	4,015	6,738	3,577	4,000
# of Residents Receiving Rent Subsidies	14	16	14	12	12
Efficiency & Effectiveness Measures					
% of Occupied Apartments	99%	98%	97%	98%	98%
Average Monthly Cost of Utilities per Unit	$105	$107	$117	$132	$138

City of Northville
Proposed 2023-24 Housing Commission Budget
(with historical comparative data)

Revenues	FY22 Actual	FY23 Projected	**FY24 Proposed**	FY24 % Total
Rental Income	$ 882,445	$ 907,480	**$ 949,784**	96.4%
Services Revenue	8,549	8,030	**8,130**	0.8%
Other Revenue	14,583	13,065	**11,535**	1.2%
Operating Transfer from General fund	16,620	15,620	**15,990**	1.6%
Appropriation of Prior Year Surplus	-	-	**-**	0.0%
Total Revenues	$ 922,197	$ 944,195	**$ 985,439**	100.0%

2023-24 Budgeted Revenues

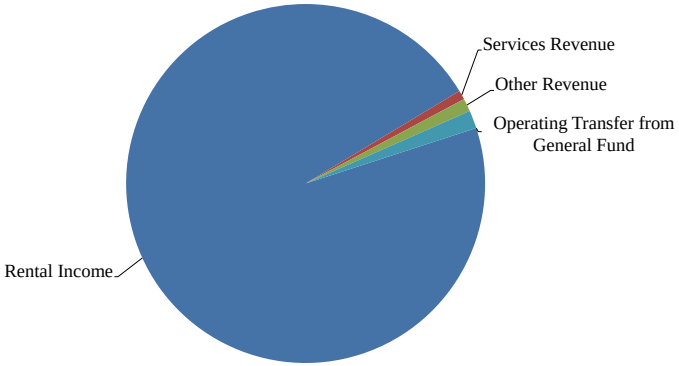

Expenditures	FY22 Actual	FY23 Projected	**FY24 Proposed**	FY24 % Total
Buildings & Grounds	$ 339,131	$ 426,485	**$ 453,810**	46.1%
Administration	318,863	293,835	**288,310**	29.3%
Operating Transfers for Debt & Capital	264,203	223,875	**243,319**	24.7%
Total Expenditures	$ 922,197	$ 944,195	**$ 985,439**	100.0%

2023-24 Budgeted Expenditures

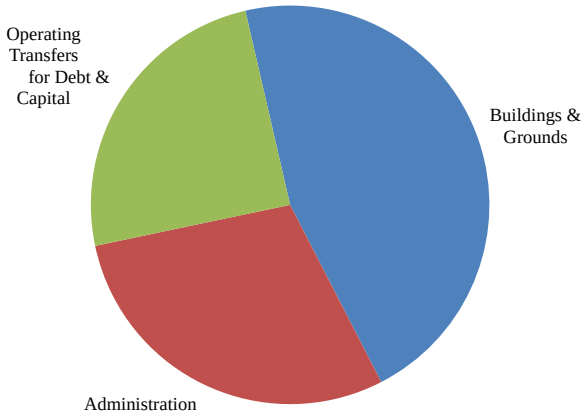

Expenditures by Type	**FY24 Proposed**	FY24 % Total
Personnel	**319,945**	26%
Operating Costs	**665,494**	54%
Capital Outlay	**243,319**	20%
	1,228,758	100%

City of Northville
Line Item Budget for the Year Ended June 30, 2024 and
Five Year Plan - 2023 through 2027

HOUSING COMMISSION

Account Number	Description	2020-21 Actual	2021-22 Actual	2022-23 Projected	**2023-24 Proposed Budget**	2024-25 Estimated Budget	2025-26 Estimated Budget	2026-27 Estimated Budget
REVENUES								
Rental Income								
535-000-667.500	Tenant Rents	843,945	852,337	871,123	**896,690**	914,822	932,953	951,107
535-000-667.510	Rent Subsidies	52,662	56,435	55,649	**62,386**	63,646	64,907	66,169
535-000-667.520	City Trust Fund Contributions	917	708	708	**708**	708	708	708
535-000-667.530	Vacancy Loss	(21,488)	(27,035)	(20,000)	**(10,000)**	(10,000)	(10,000)	(10,000)
		876,036	882,445	907,480	**949,784**	969,176	988,568	1,007,984
Services Revenue								
535-000-642.000	Charges for Service & Sales	1,226	1,816	750	**750**	750	750	750
535-000-642.080	Laundromat Sales	6,411	6,213	6,800	**6,900**	6,900	6,900	6,900
535-000-651.410	Beauty Shop Revenue	480	520	480	**480**	480	480	480
		8,117	8,549	8,030	**8,130**	8,130	8,130	8,130
Grant Revenue								
535-000-528.000	Other Federal Grants	2,171	-	-	**-**	-	-	-
		2,171	-	-	**-**	-	-	-
Other Revenue								
535-000-590.000	Operating Transfer from General Fund	16,390	16,620	16,950	**17,290**	17,640	17,990	18,350
535-000-635.000	Entry Fees	10,000	9,500	5,000	**5,000**	5,000	5,000	5,000
535-000-635.010	Transfer Fees	-	400	400	**500**	500	500	500
535-000-635.020	Late Fees	-	125	100	**100**	100	100	100
535-000-665.xxx	Net Investment Income	1,869	(8,421)	6,235	**4,635**	3,585	3,585	3,585
535-000-673.000	Sale of Miscellaneous Materials	-	-	-	**-**	-	-	-
535-000-699.601	Insurance Proceeds	-	12,979	-	**-**	-	-	-
		28,259	31,203	28,685	**27,525**	26,825	27,175	27,535
	Total Revenue	914,584	922,197	944,195	**985,439**	1,004,131	1,023,873	1,043,649
Fund Balance Reserve								
535-000-699.000	Use of Fund Balance	61,666	-	-	**-**	-	-	-
	Total Budget	976,250	922,197	944,195	**985,439**	1,004,131	1,023,873	1,043,649

- continued -

City of Northville
Line Item Budget for the Year Ended June 30, 2024 and
Five Year Plan - 2023 through 2027

HOUSING COMMISSION (continued)

Account Number	Description	2020-21 Actual	2021-22 Actual	2022-23 Projected	**2023-24 Proposed Budget**	2024-25 Estimated Budget	2025-26 Estimated Budget	2026-27 Estimated Budget
EXPENDITURES (continued)								
Housing Administration								
535-261-706.000	Wage/Salary-Perm FT ST	64,146	80,687	76,600	**67,840**	68,690	68,690	68,690
535-261-706.600	Unemployment Compensation	-	1,178	-	**-**	-	-	-
535-261-709.000	Wage/Salary-Part Time	17,395	24,313	30,540	**31,300**	31,690	31,690	31,690
535-261-725.000	Fringe Benefits	41,622	47,216	28,245	**41,620**	42,140	42,140	42,140
535-261-726.000	Office Supplies	1,007	1,084	1,920	**2,020**	2,120	2,230	2,340
535-261-726.020	Supplies - Resident Services	1,455	1,671	4,035	**4,205**	4,385	4,565	4,755
535-261-730.000	Postage	55	37	40	**40**	40	40	40
535-261-732.000	Public Relations	1,507	336	85	**-**	-	-	-
535-261-801.000	Contractual Services	-	-	15,000	**-**	-	-	-
535-261-801.190	Technology Support & Services	5,058	5,836	7,330	**6,910**	7,030	7,150	7,270
535-261-801.320	Payment In Lieu of Taxes	16,390	16,620	16,950	**17,290**	17,640	17,990	18,350
535-261-801.340	Web Site	420	420	480	**500**	520	520	520
535-261-802.010	Legal Services	2,398	19,235	7,000	**7,210**	7,430	7,650	7,880
535-261-804.010	New Hire Costs	-	-	1,385	**-**	-	-	-
535-261-805.000	Auditing Services	2,588	2,219	2,285	**2,350**	2,410	2,470	2,530
535-261-853.000	Telephone	9,778	9,410	10,400	**10,400**	10,400	10,400	10,400
535-261-874.000	Unfunded Pension Contributions	55,191	63,231	68,945	**67,295**	67,295	67,295	43,740
535-261-876.000	Retiree Healthcare Costs	52,278	25,222	-	**-**	-	-	-
535-261-955.090	Copiers - Maintenance & Usage	623	960	1,050	**1,080**	1,110	1,140	1,170
535-261-956.000	Contingencies	-	-	570	**6,750**	8,150	11,440	14,820
535-261-958.000	Membership & Dues	165	165	170	**170**	170	170	170
535-261-960.000	Education & Training	-	-	500	**500**	500	500	500
535-261-962.000	Liability & Property Insurance	10,460	11,103	12,225	**12,590**	12,970	13,360	13,760
535-261-965.000	Overhead-Admin. & Records	7,760	7,920	8,080	**8,240**	8,400	8,570	8,740
		290,294	318,863	293,835	**288,310**	293,090	298,010	279,505

- continued -

City of Northville
Line Item Budget for the Year Ended June 30, 2024 and
Five Year Plan - 2023 through 2027

HOUSING COMMISSION (continued)

Account Number	Description	2020-21 Actual	2021-22 Actual	2022-23 Projected	**2023-24 Proposed Budget**	2024-25 Estimated Budget	2025-26 Estimated Budget	2026-27 Estimated Budget
EXPENDITURES								
Buildings & Grounds								
535-265-706.000	Wage/Salary - Perm FT ST	52,686	54,959	92,755	**108,470**	109,825	109,825	109,825
535-265-709.000	Wage/Salary - Part Time	18,307	11,486	2,205	**-**	-	-	-
535-265-725.000	Fringe Benefits	39,654	38,892	61,960	**70,715**	71,600	71,600	71,600
535-265-726.010	Supplies - Maintenance\Repair	14,892	24,423	23,860	**24,400**	25,630	26,920	28,270
535-265-801.000	Contractual Services	672	672	675	**700**	700	700	700
535-265-801.050	Painting & Decorating Supplies	10,348	7,670	10,000	**10,000**	10,000	10,000	10,000
535-265-801.480	Landscaping	6,898	6,430	10,560	**11,085**	11,640	12,230	12,840
535-265-804.010	Employee Physicals & Drug Testing	187	108	140	**-**	-	-	-
535-265-853.000	Telephone Allowance	360	360	660	**720**	720	720	720
535-265-920.010	Electric Power	73,757	73,371	84,000	**88,200**	92,610	97,240	102,100
535-265-920.020	Natural Gas	21,866	30,573	35,000	**36,750**	38,590	40,520	42,550
535-265-920.030	Water & Sewer Service	33,307	36,701	39,220	**41,180**	43,240	45,400	47,670
535-265-932.000	Services - Maintenance\Repair	20,492	36,160	36,485	**36,940**	38,665	40,665	42,635
535-265-938.070	Alarm System Maintenance	11,611	7,367	8,710	**9,150**	9,620	10,110	10,630
535-265-938.100	Elevator Maintenance Services	4,264	4,404	7,950	**8,140**	8,330	8,530	8,740
535-265-938.110	Heat and Air Conditioning	2,015	5,375	7,000	**7,360**	7,730	8,120	8,530
535-265-956.000	Contingencies	-	-	-	**-**	1,370	4,150	7,000
		311,317	338,951	421,180	**453,810**	470,270	486,730	503,810
Allen Terrace DPW Services								
535-573-706.000	Wages - DPW Regular	42	27	780	**-**	-	-	-
535-573-707.000	Wages - DPW OT	258	19	1,785	**-**	-	-	-
535-573-725.000	Fringe Benefits	256	42	2,395	**-**	-	-	-
535-573-943.000	Equipment Rental - City	207	92	345	**-**	-	-	-
		763	180	5,305	**-**	-	-	-

- continued -

City of Northville
Line Item Budget for the Year Ended June 30, 2024 and
Five Year Plan - 2023 through 2027

HOUSING COMMISSION (continued)

Account Number	Description	2020-21 Budget	2021-22 Actual	2022-23 Projected	**2023-24 Proposed Budget**	2024-25 Estimated Budget	2025-26 Estimated Budget	2026-27 Estimated Budget
Operating Transfers								
535-965-995.404	Oper Tsfr to Capital Outlay Fund	278,954	171,207	130,638	**243,319**	240,771	239,133	260,334
535-965-995.304	Oper Tsfr to Debt Retirement Fund	94,922	92,996	93,237	**-**	-	-	-
		373,876	264,203	223,875	**243,319**	240,771	239,133	260,334
	Total Expenditures	976,250	922,197	944,195	**985,439**	1,004,131	1,023,873	1,043,649
Reserve Fund								
535-999-999.00	Unallocated Reserve	-	-	-	**-**	-	-	-
		-	-	-	**-**	-	-	-
	Total Budget	976,250	922,197	944,195	**985,439**	1,004,131	1,023,873	1,043,649
Analysis of Fund Balance								
	Beginning of Year			338,222	**338,222**	338,222	338,222	338,222
	Revenues			944,195	**985,439**	1,004,131	1,023,873	1,043,649
	Expenditures			(944,195)	**(985,439)**	(1,004,131)	(1,023,873)	(1,043,649)
	End of Year			338,222	**338,222**	338,222	338,222	338,222

SECTION IV

ENTERPRISE FUNDS

Enterprise Funds account for operations that are financed and operated in a manner similar to private business. The cost of providing these services to the public is financed primarily through user fees and charges.

The City of Northville has two enterprise funds: the Refuse and Recycling Fund and the Water and Sewer Fund. Each fund has an overview section, graphs demonstrating revenues and expenses, and a five-year line item budget. Additional analytical information on operating results and rate calculations is also provided.

City of Northville
Line Item Budget for the Year Ended June 30, 2024 and
Five Year Plan – 2023 through 2027

ACTIVITY: Refuse and Recycling Fund **FUND NUMBER:** 596

SUPERVISOR: Director, Department of Public Works

General Description of Activity

The objective of the Refuse & Recycling program is to provide an economical, safe, quality solid waste collection program for the residents and business owners of the community. The Refuse and Recycling Fund is divided into two basic categories: Residential and Commercial. A five-year contract was awarded to GFL Environmental which started on June 1, 2022 for both the residential and commercial programs.

Proposed Fiscal Year Overview

Commercial Refuse Program

The commercial program is a six day per week service funded by a bi-monthly charge to downtown residential and commercial business entities. Currently 13 businesses opt out of the program. However, that does not affect the contractor costs. The costs are allocated among those who do participate. Repairs to the dumpster enclosures are proposed. The following bi-monthly rates approved last year are proposed to remain unchanged for FY2024.

Business Classification	Bi-Monthly Rate	Business Classification	Bi-Monthly Rate
Restaurants	$430	Retail Sales	$140
Retail Food	$185	Professional Services – Large Office	$111
Churches & Halls	$185	Professional Services – Small Office	$51
		Downtown Residential	$46

Refuse & Recycling Fund - continued

Residential Program

The residential program is a weekly service funded by a bi-monthly charge billed to each participating household. The program includes household trash, recycling, composting, fall leaf pickup, household hazardous waste disposal, and brush chipping. The brush chipping program provides weekly chipping of branches and tree limbs left by residents at the curb for removal. The purpose of this program is to allow residents to clean up and clear out their backyards by offering an environmentally friendly way to dispose of branches and tree limbs up to a size of 6" in diameter and 6 feet in length. All residential units are provided with two carts, one for trash and one for recycling.

Each Fall, the City of Northville collects leaves which residents have raked into the street gutter. This is the only time during the year that residents are allowed to deposit material into the street. This popular program begins in late October and is completed in mid-December. Removal of the compost materials from the DPW yard will occur at the conclusion of the leaf pickup each year. City residents may drop off household hazardous waste materials at the City of Livonia any time of year.

The rate to the users of the system is proposed to increase from $42.00 to $44.30 bi-monthly, an increase of 5.48% to cover the cost of the removal cost of the leaf compost materials.

Performance Measures

Measure	FY2020 Actual	FY2021 Actual	FY2022 Actual	FY2023 Projected	FY2024 Estimated
Inputs & Outputs					
# of vehicles participating in the Fall Household Hazardous Waste Day					
- City of Northville	152	159	97	Event	n/a
- City of Livonia	0	0	0	Canceled	
# of City of Northville vehicles participating in the					
Spring Household Hazardous Waste Day in Livonia	44	0	0	0	0
Drop off at ERG Environmental Services	n/a	207	169	180	180

City of Northville
Proposed 2023-24 Refuse & Recycling Fund Budget
(with historical comparative data)

Revenues	FY22 Actual	FY23 Projected	**FY24 Proposed**	FY24 % Total
Residential Service	$ 555,723	$ 565,005	**$ 595,917**	82.5%
Commercial Service	$ 94,166	$ 107,363	**$ 107,541**	14.9%
Penalty, Interest & Other	13,584	11,030	**10,605**	1.5%
Use of Fund Balance	109,156	6,659	**9,196**	1.3%
Total Revenues	$ 772,630	$ 690,057	**$ 723,259**	100.2%

2023-24 Budgeted Revenues

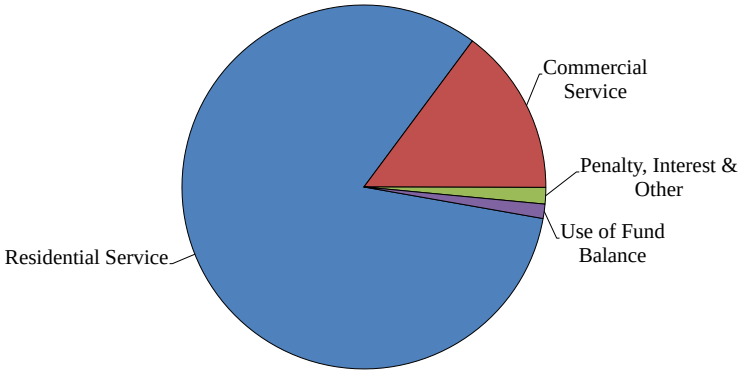

Expenses by Department	FY22 Actual	FY23 Projected	**FY24 Proposed**	FY24 % Total
Residential Program	667,412	543,193	**559,418**	77.3%
Commerical Program	74,912	94,184	**111,666**	15.4%
Administration	30,305	52,680	**52,175**	7.2%
Operating Transfers	-	-	**-**	0.0%
Unallocated Reserve	-	-	**-**	0.0%
Total Expenditures	$ 772,630	$ 690,057	**$ 723,259**	100.0%

2023-24 Budgeted Expenditures

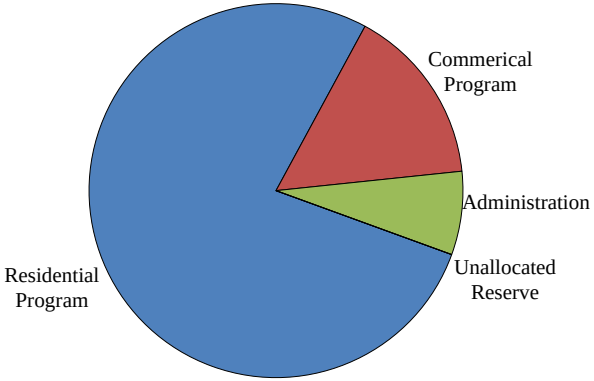

Expenses by Type	**FY24 Proposed**	FY24 % Total
Personnel	**70,310**	10%
Operating Costs	**652,949**	90%
Capital Outlay	**-**	0%
	723,259	100%

City of Northville
Line Item Budget for the Year Ended June 30, 2024 and
Five Year Plan - 2023 through 2027

REFUSE AND RECYCLING FUND

		2020-21 Actual	2021-22 Actual	2022-23 Projected	**2023-24 Proposed Budget**	2024-25 Estimated Budget	2025-26 Estimated Budget	2026-27 Estimated Budget
REVENUES								
596-000-626.040	DPW/Bldg Service Reimb.	1,098	8,232	-	**-**	-	-	-
596-000-626.000	Recycling Bin & Lid Sales	388	53	-	**-**	-	-	-
596-000-626.120	Residential Service	536,380	555,072	564,480	**595,392**	612,327	628,992	646,080
596-000-626.130	Individual Dumpster Service	4,274	4,401	5,617	**5,795**	5,970	6,148	6,241
596-000-626.140	Residential Other	612	598	525	**525**	525	525	525
596-000-626.160	Commercial Service	79,349	89,765	101,746	**101,746**	101,746	101,746	101,746
596-000-626.810	Penalty	10,100	10,550	10,000	**10,000**	10,000	10,000	10,000
596-000-665.xxx	Net Investment Income	1,862	(5,198)	1,030	**605**	55	55	55
	Total Revenues	634,063	663,474	683,398	**714,063**	730,623	747,466	764,647
Fund Balance Reserve								
596-000-699.000	Approp of Prior Year Surplus	-	109,156	6,659	**9,196**	-	-	-
	Total Budget	634,063	772,630	690,057	**723,259**	730,623	747,466	764,647
EXPENDITURES								
Administration								
596-261-706.000	Wages/Salaries	2,441	2,472	2,555	**2,620**	2,655	2,655	2,655
596-261-725.000	Fringe Benefits	1,644	1,668	1,620	**1,640**	1,670	1,670	1,670
596-261-730.000	Postage	169	118	150	**150**	150	150	150
596-261-801.000	Contractual Services	4,759	5,376	5,250	**5,360**	5,470	5,580	5,690
596-261-801.190	Computer Program Services	598	605	625	**635**	645	655	675
596-261-805.000	Auditing Services	2,588	2,663	2,740	**2,815**	2,890	2,960	3,030
596-261-874.000	Unfunded Pension Contribution	9,046	11,458	10,055	**8,655**	8,655	8,655	5,620
596-261-875.000	OBEB Liability - CY Expense	(19,183)	(18,011)	-	**-**	-	-	-
596-261-876.000	Retiree Healthcare Premiums	9,574	6,025	-	**-**	-	-	-
596-261-879.000	Pension Expense	(3,950)	(11,582)	-	**-**	-	-	-
596-261-956.000	Contingencies	-	-	-	**-**	720	1,810	2,900
596-261-962.000	Insurance	1,960	2,093	1,715	**1,770**	1,820	1,870	1,930
596-261-965.000	Overhead	26,880	27,420	27,970	**28,530**	29,100	29,680	30,270
		36,524	30,305	52,680	**52,175**	53,775	55,685	54,590

- continued -

City of Northville
Line Item Budget for the Year Ended June 30, 2024 and
Five Year Plan - 2023 through 2027

REFUSE AND RECYCLING FUND (continued)

		2020-21 Actual	2021-22 Actual	2022-23 Projected	**2023-24 Proposed Budget**	2024-25 Estimated Budget	2025-26 Estimated Budget	2026-27 Estimated Budget
EXPENDITURES (continued)								
Residential Program								
596-528-702.000	Meal Reimbursement	-	-	240	**240**	240	240	240
596-528-706.000	Wages/Salaries	13,242	13,559	17,000	**17,425**	17,600	17,600	17,600
596-528-707.000	Wages/Salaries - Overtime	2,410	1,309	3,000	**3,645**	3,690	3,690	3,690
596-528-725.000	Fringe Benefits	13,471	13,842	20,000	**21,070**	21,290	21,290	21,290
596-528-775.000	Materials	220	334	500	**500**	500	500	500
596-528-801.000	Contractual Services	397,482	592,337	457,453	**471,188**	485,296	499,462	514,507
596-528-810.000	Household Hazardous Waste	22,079	20,672	10,000	**10,000**	10,000	10,000	10,000
596-528-943.000	Equipment Rental	30,253	25,359	35,000	**35,350**	35,700	36,060	36,420
		479,157	667,412	543,193	**559,418**	574,316	588,842	604,247
Commercial Program								
596-534-706.000	Wages/Salaries	8,738	9,551	11,805	**12,100**	12,255	12,255	12,255
596-534-707.000	Wages/Salaries - Overtime	175	168	-	**-**	-	-	-
596-534-725.000	Fringe Benefits	4,794	6,866	11,520	**11,810**	11,960	11,960	11,960
596-534-775.000	Materials	1,413	-	500	**5,500**	500	500	500
596-534-801.000	Contractual Services	40	442	250	**10,250**	250	250	250
596-534-801.370	Downtown Solid Waste Program	41,794	46,510	56,258	**57,944**	59,683	61,473	63,293
596-534-801.380	Individual Dumpster Service	3,547	3,914	5,624	**5,795**	5,970	6,148	6,334
596-534-943.000	Equipment Rental	4,025	3,474	4,240	**4,280**	4,320	4,360	4,400
596-534-968.000	Depreciation Expense	3,987	3,987	3,987	**3,987**	-	-	-
		68,512	74,912	94,184	**111,666**	94,938	96,946	98,992
Operating Transfers								
596-965-995.661	O/T to Equipment Fund	16,958	-	-	**-**	-	-	-
		16,958	-	-	**-**	-	-	-

- continued -

City of Northville
Line Item Budget for the Year Ended June 30, 2024 and
Five Year Plan - 2023 through 2027

REFUSE AND RECYCLING FUND (continued)

		2020-21 Actual	2021-22 Actual	2022-23 Projected	**2023-24 Proposed Budget**	2024-25 Estimated Budget	2025-26 Estimated Budget	2026-27 Estimated Budget
	Total Expenditures	601,152	772,630	690,057	**723,259**	723,029	741,473	757,829
Retained Earnings								
596-999-999.00	Unallocated Reserve	32,911	-	-	**-**	7,594	5,993	6,818
	Total Budget	634,063	772,630	690,057	**723,259**	730,623	747,466	764,647
Analysis of Net Position								
	Beginning of Year			132,490	**125,831**	116,635	124,229	130,222
	Revenues			683,398	**714,063**	730,623	747,466	764,647
	Expenses			(690,057)	**(723,259)**	(723,029)	(741,473)	(757,829)
	End of Year			125,831	**116,635**	124,229	130,222	137,040

City of Northville
Line Item Budget for the Year Ended June 30, 2024 and
Five Year Plan - 2023 through 2027
Profit (Loss) by Program - Residential and Commercial

Refuse & Recycling Fund	2021-22 Actual		2022-23 Projected		**2023-24 Proposed**		2024-25 Estimated		2025-26 Estimated		2026-27 Estimated	
Program	Residential	Commercial	Residential	Commercial	**Residential**	**Commercial**	Residential	Commercial	Residential	Commercial	Residential	Commercial
Collection Contract in Effect?	Yes	Yes	Yes	Yes	**Yes**	**Yes**	Yes	Yes	Yes	Yes	No	No
REVENUES												
Residential Service	555,723		565,005		**595,917**	**-**	612,852	-	629,517	-	646,605	-
Commercial Service		94,166	-	107,363	**-**	**107,541**	-	107,716	-	107,894	-	107,987
Penalty, Interest, & Other	10,188	3,396	8,273	2,758	**7,954**	**2,651**	7,541	2,514	7,541	2,514	7,541	2,514
Total Revenues	565,911	97,562	573,278	110,121	**603,871**	**110,192**	620,393	110,230	637,058	110,408	654,146	110,501
% Increase (Decrease)			1%	13%	**5%**	**0%**	3%	0%	3%	0%	3%	0%
EXPENDITURES												
Residential Program	667,412	-	543,193	-	**559,418**	**-**	574,316	-	588,842	-	604,247	-
Commercial Program	-	74,912	-	94,184	**-**	**111,666**	-	94,938	-	96,946	-	98,992
Operating Transfer Out	-	-	-	-	**-**	**-**	-	-	-	-	-	-
Administration & Records	22,729	7,576	44,778	7,902	**44,349**	**7,826**	45,709	8,066	47,332	8,353	46,402	8,189
Total Expenditures	690,141	82,489	587,971	102,086	**603,767**	**119,492**	620,025	103,004	636,174	105,299	650,649	107,181
% Increase (Decrease)			-15%	24%	3%	17%	3%	-14%	3%	2%	2%	2%
Profit (Loss) by program	(124,230)	15,074	(14,694)	8,035	**104**	**(9,300)**	369	7,226	884	5,109	3,498	3,320
Profit (Loss) in total		(109,156)		(6,659)		**(9,196)**		7,594		5,993		6,818
Combined Revenues		663,474		683,398		**714,063**		730,623		747,466		764,647
Combined Expenditures		(772,630)		(690,057)		**(723,259)**		(723,029)		(741,473)		(757,829)
Net Profit/(Loss)		(109,156)		(6,659)		**(9,196)**		7,594		5,993		6,818
Net Position, Beginning of Year			69,796	62,694	**55,103**	**70,729**	55,207	61,429	55,575	68,654	56,459	73,763
Revenues			573,278	110,121	**603,871**	**110,192**	620,393	110,230	637,058	110,408	654,146	110,501
Expenditures			(587,971)	(102,086)	**(603,767)**	**(119,492)**	(620,025)	(103,004)	(636,174)	(105,299)	(650,649)	(107,181)
Net Position, End of Year			55,103	70,729	**55,207**	**61,429**	55,575	68,654	56,459	73,763	59,957	77,083
Net Position, combined				125,831		**116,635**		124,229		130,222		137,040

City of Northville
Line Item Budget for the Year Ended June 30, 2024 and
Five Year Plan – 2023 through 2027

ACTIVITY: Water and Sewer Fund **FUND NUMBER**: 592

SUPERVISOR: Director, Department of Public Works

General Description of Activity

This fund accounts for the operations and maintenance of the City of Northville's water and sewer system. The water and sewer fund is an enterprise fund. This means that the water and sewer fund activities are supported by user fees. On an annual basis, the rates are reviewed and established by City Council.

Proposed Fiscal Year Overview

Staff plans to contract with a third-party to perform a formal rate study for this fund, to include changing some of the consumption-based rates into fixed rates. The most recent water reliability study estimates needed capital improvements to the system in the amount of $5.4 million over the next five years. Those costs do not include design, engineering, or any contingency.

A recent inspection of the water reservoir identified the need to rehabilitate, replace or remove the current underground structure. In December 2022 the City entered an administrative consent order (ACO) with EGLE in which has required the City to perform a feasibility study for the underground water reservoir and the City's water system. Cost is approximately $1 to $2 million for the projected necessary improvements to the water system. That project will need a funding source.

Water System Operations
The City of Northville's water supplier is the Great Lakes Water Authority (GLWA). For FY24 the charge for water from the GLWA is proposed to increase 6.4%. Sixty percent of the water cost is fixed, which means the City is required to pay that portion and it is not dependent on consumption.

It is proposed that the City increase the water rate from $11.03 to $11.85 per unit, effective July 1, 2023. This rate structure is set up to cover the GLWA water cost increases, capital improvements, and operational and maintenance costs.

Water and Sewer Fund - continued

The fixed service charge is proposed to remain unchanged from the prior year at $4.84 bi-monthly. This revenue is generated to offset the cost of reading the meters and the billing process. The meter replacement charge will remain unchanged at $6.67 bi-monthly. This charge covers the cost of the debt service requirement for the current year to pay back a loan that was obtained from the General Fund to finance a City-wide meter replacement program in FY2020.

The Yerkes Road watermain is planned for replacement.

Sewer System Operations

Wayne County is the provider of sanitary sewer service for the City of Northville. The City of Northville, along with 14 other jurisdictions, is included in what is known as the "Rouge Valley Sewage Disposal System". The cost is 100% fixed. Wayne County has not provided any estimates for the cost of future sewage disposal. The City is estimating a 5% cost increase by Wayne County.

The rate structure is reviewed annually to cover the Wayne County sewage disposal costs, capital improvements, increased operational costs, and to increase the reserves. The City is proposing a rate increase to the users of the system for FY2024 from $8.35 to $8.85 per unit.

Customer charges for the dual sewer rate per unit will decrease from $4.84 to $4.78 per unit. This represents an overall reduced sewer rate for water users, which would otherwise be charged the proposed rate of $8.85 per unit.

Overall, the average household using ten units of water bi-monthly will see an increase of approximately $15.50 bi-monthly, with the combined water, sewer, and solid waste rate adjustments. This equates to an overall increase of 6.3%.

Water and Sewer Fund - continued

Departmental Goals & Objectives

- Conduct a formal water and sewer rate study and evaluate switching to a partially fixed rate model.
- Continue efforts to detect water loss to achieve a goal of 15% or less.

Long Term Plan

The long-term plan is to continue to implement the projects identified in the water reliability study. Future watermain replacement projects will be planned in coordination with street improvements. The City has included $650,000 worth of water capital improvements in the budget.

Performance Measures

Measure	FY2020 Actual	FY2021 Actual	FY2022 Actual	FY2023 Projected	FY2024 Estimated
Inputs & Outputs					
Number of Water Main Breaks	14	21	10	15	15
Water Units Purchased from GLWA	240,663	229,008	233,593	219,000	219,000
Water Units Sold to Residents	183,134	186,850	181,155	186,000	186,000
Rates					
Water Rate per unit (1,000 gallons)	$10.05	$10.35	$10.35	$11.03	$11.85
Sewer Rate per unit (1,000 gallons)	$7.15	$7.51	$7.88	$8.35	$8.85
Service Charge, bi-monthly fixed	$3.67	$3.67	$4.84	$4.84	$4.84
Meter Replacement Fee, bi-monthly fixed	$6.67	$6.67	$6.67	$6.67	$6.67
Efficiency & Effectiveness Measures					
Water Loss %	23.9%	18.4%	22.5%	< 15%	< 15%

City of Northville
Proposed 2023-24 Water & Sewer Fund Budget (Accrual Basis)
(with historical comparative data)

Revenues	FY22 Actual	FY23 Projected	**FY24 Proposed**	FY24 % Total
Revenues, consumption-based	$ 3,224,118	$ 3,603,824	**$ 3,724,350**	87.8%
Revenues, fixed charges & other	256,121	980,864	**265,028**	6.2%
Use of Working Capital	-	151,057	**256,800**	6.0%
Total Revenues	$ 3,480,239	$ 4,735,745	**$ 4,246,178**	100.0%

2023-24 Budgeted Revenues

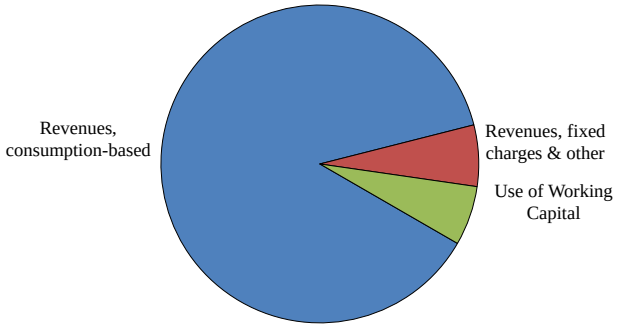

Expenses by Department	FY22 Actual	FY23 Projected	**FY24 Proposed**	FY24 % Total
Water Costs	$ 1,330,509	$ 2,757,566	**$ 2,096,143**	49.4%
Sewer Costs	1,201,105	1,167,479	**1,322,307**	31.1%
Depreciation	336,958	347,000	**356,000**	8.4%
Administration & Records	32,642	299,085	**305,535**	7.2%
Meter Reading & Billing Expenses	74,063	66,740	**67,980**	1.6%
Debt Service - Internal Loan	12,255	97,875	**98,213**	2.3%
Reserve for Working Capital	492,707	-	**-**	0.0%
Total Expenses	$ 3,480,239	$ 4,735,745	**$ 4,246,178**	100.0%

2023-24 Budgeted Expenditures

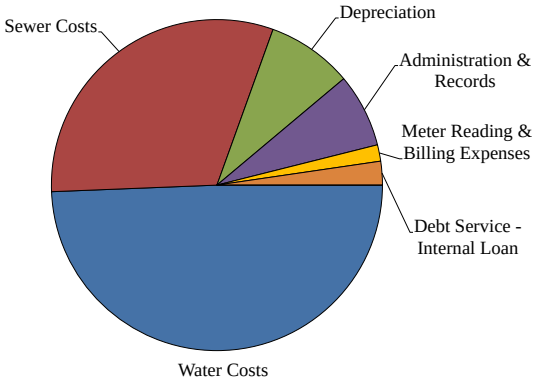

Expenses by Type	**FY24 Proposed**	FY24 % Total
Personnel	**553,200**	13%
Operating Costs	**3,009,218**	71%
Capital Outlay	**683,760**	16%
	4,246,178	100%

City of Northville
Line Item Budget for the Year Ended June 30, 2024 and
Five Year Plan - 2023 through 2027

WATER AND SEWER FUND

		2020-21 Actual	2021-22 Actual	2022-23 Projected	**2023-24 Proposed Budget**	2024-25 Estimated Budget	2025-26 Estimated Budget	2026-27 Estimated Budget
Revenues								
592-000-626.500	Water Sales	1,929,442	1,895,148	2,117,556	**2,204,623**	2,438,827	2,508,765	2,515,992
592-000-626.700	Sewer Sales	1,204,364	1,246,464	1,394,308	**1,434,407**	1,506,875	1,584,548	1,655,590
592-000-626.710	Sewer Sales - Dual Meters	83,669	82,506	91,960	**85,320**	89,460	93,960	100,440
Subtotal - revenue based on per unit charges		3,217,475	3,224,118	3,603,824	**3,724,350**	4,035,162	4,187,273	4,272,022
592-000-528.000	Other Grants - ARPA	-	-	626,119	-	-	-	-
592-000-626.000	Miscellaneous Revenue	10,944	12	-	-	-	-	-
592-000-626.020	Developer Reimbursement	-	-	85,000	-	-	-	-
592-000-626.040	Service Reimbursement	-	-	-	-	-	-	-
592-000-626.520	Other Water Sales	6,960	3,500	3,500	**3,000**	3,000	3,000	3,000
592-000-626.530	Hydrant Rental	12,173	12,206	12,095	**12,095**	12,095	12,095	12,095
592-000-626.540	Service Charge	55,701	72,222	73,180	**73,180**	73,180	73,786	73,786
592-000-626.720	Sewer - Township	21,124	22,243	22,050	**23,155**	24,315	25,535	26,816
592-000-626.810	Penalty	43,274	44,152	42,000	**42,000**	42,000	42,000	42,000
592-000-628.000	Wastewater Surcharge (IWC)	-	-	-	-	-	-	-
592-000-628.800	Meter Replacement Charge	109,332	110,348	97,975	**98,213**	97,988	97,713	97,713
592-000-629.000	Sewer Tap Fee	-	-	-	-	-	-	-
592-000-630.000	Water Tap Fee	8,717	-	-	-	-	-	-
592-000-631.000	Water Meter Sales	9,944	5,148	4,060	**3,000**	3,000	3,000	3,000
592-000-665.xxx	Investment Income, Net of fees	4,685	(13,710)	14,885	**10,385**	4,385	4,385	4,385
Subtotal - revenue from other sources		282,854	256,121	980,864	**265,028**	259,963	261,514	262,795
	Total Revenues	3,500,329	3,480,239	4,584,688	**3,989,378**	4,295,125	4,448,787	4,534,817
592-000-699.000	Appropriation/(Use) of Prior Year Retained Earnings & Working Capital	-	-	151,057	**256,800**	49,231	24,374	-
	Total Budget	3,500,329	3,480,239	4,735,745	**4,246,178**	4,344,356	4,473,161	4,534,817

- continued -

City of Northville
Line Item Budget for the Year Ended June 30, 2024 and
Five Year Plan - 2023 through 2027

WATER AND SEWER FUND (continued)

Expenditures		2020-21 Actual	2021-22 Actual	2022-23 Projected	**2023-24 Proposed Budget**	2024-25 Estimated Budget	2025-26 Estimated Budget	2026-27 Estimated Budget
Water Operations								
592-556-702.000	Meal Allowance	-	-	500	**500**	500	500	500
592-556-706.000	Wages/Salaries	115,205	68,383	150,195	**155,055**	156,995	156,995	156,995
592-556-706.010	Standby Pay	3,403	3,344	3,510	**3,595**	3,640	3,640	3,640
592-556-707.000	Wages/Salaries - Overtime	25,996	18,588	23,615	**24,205**	24,505	24,505	24,505
592-556-725.000	Fringe Benefits	126,170	91,880	155,895	**160,030**	162,025	162,025	162,025
592-556-775.000	Materials	40,805	27,807	47,500	**78,300**	49,120	49,950	50,800
592-556-801.000	Contractual Services	115,179	128,267	107,540	**112,820**	112,850	135,980	103,010
592-556-801.680	Permanent Utility Cut Repair	20,453	23,292	25,000	**25,000**	25,000	25,000	25,000
592-556-802.010	Legal Services	2,048	1,593	5,500	**500**	500	500	500
592-556-802.500	Water Taps - New Construction	6,317	-	-	**-**	-	-	-
592-556-803.000	Engineering Service	11,870	2,997	12,500	**5,000**	5,000	5,000	18,000
592-556-920.000	Utilities - Phone & Internet	1,045	1,026	1,225	**1,310**	1,390	1,470	1,550
592-556-920.010	Electric Power	34,846	36,522	36,985	**37,730**	38,485	39,260	40,045
592-556-920.050	ERC LED Payback	8	23	30	**30**	30	30	30
592-556-920.060	Elec Savings Tsfr'd to Sustainability	2	4	5	**5**	5	5	5
592-556-938.000	Laundry & Cleaning	3,105	3,048	3,300	**3,300**	3,300	3,300	3,300
592-556-943.000	Equipment Rental	83,228	44,392	60,600	**61,210**	61,820	62,440	63,060
592-556-956.000	Contingencies	-	-	-	**-**	3,700	9,250	14,800
592-556-962.000	Liability & Property Insurance Pool	5,177	5,348	4,405	**4,530**	4,670	4,810	4,950
		594,857	456,514	638,305	**673,120**	653,535	684,660	672,715

- continued -

City of Northville
Line Item Budget for the Year Ended June 30, 2024 and
Five Year Plan - 2023 through 2027

WATER AND SEWER FUND (continued)

		2020-21 Actual	2021-22 Actual	2022-23 Projected	**2023-24 Proposed Budget**	2024-25 Estimated Budget	2025-26 Estimated Budget	2026-27 Estimated Budget
Water Cost								
592-553-801.200	Cross Connection Control	3,798	30,168	30,175	**30,175**	31,140	31,140	31,140
592-553-801.210	Water Supply - GLWA	898,158	814,461	841,102	**895,088**	930,900	968,130	1,006,860
		901,956	844,629	871,277	**925,263**	962,040	999,270	1,038,000
Water - Capital Improvements								
592-903-801.990	Water Tower Improvements	-	-	321,400	-	-	-	-
592-903-938.170	Reservior Repairs/Improvements	-	-	72,000	-	-	-	-
592-903-971.230	E Cady Watermain Replacement	-	-	82,500	-	-	-	-
592-903-971.480	Valves, Lead Svc, Hydrant Replacements	-	-	60,000	**60,000**	60,000	60,000	60,000
592-903-989.050	2020 Watermain Replacements	-	-	2,285	-	-	-	-
592-903-989.080	Griswold Watermain Replacement	-	29,366	-	-	-	-	-
592-903-989.100	Lake Street Watermain Replacement	-	-	637,859	-	-	-	-
592-903-989.110	Yerkes Watermain Replacement	-	-	71,940	**287,760**	-	-	-
592-903-989.120	2023 Watermain Projects	-	-	-	-		-	-
592-903-989.130	2024 Watermain Projects	-	-	-	**150,000**	500,000	-	-
592-903-989.TBD	2025 Watermain Projects	-	-	-	-	150,000	500,000	-
592-903-989.TBD	2026 Watermain Projects	-	-	-	-	-	150,000	500,000
592-903-989.TBD	2027 Watermain Projects	-	-	-	-	-	-	150,000
		-	29,366	1,247,984	**497,760**	710,000	710,000	710,000
Water - Depreciation								
592-558-968.000	Depreciation Expense	87,767	110,036	120,000	**129,000**	134,000	139,000	139,000
Total Water		1,584,580	1,440,545	2,877,566	**2,225,143**	2,459,575	2,532,930	2,559,715

- continued -

City of Northville
Line Item Budget for the Year Ended June 30, 2024 and
Five Year Plan - 2023 through 2027

WATER AND SEWER FUND (continued)

		2020-21 Actual	2021-22 Actual	2022-23 Projected	**2023-24 Proposed Budget**	2024-25 Estimated Budget	2025-26 Estimated Budget	2026-27 Estimated Budget
Sewer Operations								
592-548-706.000	Wages/Salaries	35,042	33,304	38,395	**39,575**	40,075	40,075	40,075
592-548-706.010	Standby Pay	3,405	3,346	3,510	**3,595**	3,640	3,640	3,640
592-548-707.000	Wages/Salaries - Overtime	1,977	2,083	850	**875**	885	885	885
592-548-725.000	Fringe Benefits	35,858	37,796	38,295	**39,300**	39,790	39,790	39,790
592-548-775.000	Materials	3,191	1,274	5,000	**5,000**	5,000	5,000	5,000
592-548-801.000	Contractual Services	71,263	10,726	31,200	**20,000**	15,000	15,000	15,000
592-548-802.010	Legal Services	140	140	2,000	**2,000**	2,000	2,000	2,000
592-548-802.510	Sewer Taps - Repairs	-	-	2,000	**2,000**	2,000	2,000	2,000
592-548-938.000	Laundry & Cleaning	3,096	3,041	3,500	**3,500**	3,500	3,500	3,500
592-548-943.000	Equipment Rental	69,930	57,311	36,060	**36,420**	36,780	37,150	37,520
592-548-955.250	Sewer Backup Reimbursement	-	-	10,000	**10,000**	10,000	10,000	10,000
592-548-956.000	Contingencies	-	-	-	**-**	890	2,250	3,660
592-548-962.000	Liability & Property Insurance	9,906	10,480	9,735	**10,020**	10,320	10,630	10,950
		233,808	159,501	180,545	**172,285**	169,880	171,920	174,020

- continued -

City of Northville
Line Item Budget for the Year Ended June 30, 2024 and
Five Year Plan - 2023 through 2027

WATER AND SEWER FUND (continued)

	2020-21 Actual	2021-22 Actual	2022-23 Projected	**2023-24 Proposed Budget**	2024-25 Estimated Budget	2025-26 Estimated Budget	2026-27 Estimated Budget
Sewer Charges - Wayne County							
592-549-801.220 Sewage Disposal - Wayne County	916,912	947,083	893,347	**937,210**	983,270	1,031,630	1,082,410
592-549-804.020 Sewage Disposal - Oakland County	4,470	9,360	10,520	**11,050**	11,600	12,180	12,790
592-549-804.030 Sewage Disposal - Northville Township	15,413	13,249	15,010	**15,762**	16,553	17,383	18,254
	936,795	969,692	918,877	**964,022**	1,011,423	1,061,193	1,113,454
Sewer - Depreciation							
592-550-968.000 Depreciation Expense	219,394	226,922	227,000	**227,000**	227,000	227,000	227,000
Sewer - Capital Improvements							
592-902-938.140 Sanitary Sewer Repairs	-	71,912	45,000	**45,000**	-	-	-
592-902-989.500 2020 Watermain Improvments	-	-	1,057	**-**	-	-	-
592-902-989.new E Cady OCWRC Connection	-	-	22,000	**141,000**	-	-	-
	-	71,912	68,057	**186,000**	-	-	-
Total Sewer	1,389,997	1,428,027	1,394,479	**1,549,307**	1,408,303	1,460,113	1,514,474

- continued -

City of Northville
Line Item Budget for the Year Ended June 30, 2024 and
Five Year Plan - 2023 through 2027

WATER AND SEWER FUND (continued)

		2020-21 Actual	2021-22 Actual	2022-23 Projected	**2023-24 Proposed Budget**	2024-25 Estimated Budget	2025-26 Estimated Budget	2026-27 Estimated Budget
Administration - Water & Sewer								
592-261-702.000	Auto Allowance	1,200	1,200	1,200	**1,200**	1,200	1,200	1,200
592-261-706.140	Wages/Salaries - Admin	43,875	41,033	48,705	**50,375**	51,005	51,005	51,005
592-261-725.000	Fringe Benefits	20,958	25,876	22,690	**24,190**	24,525	24,525	24,525
592-261-726.000	Supplies	671	-	250	**-**	-	-	-
592-261-801.000	Contractual Service	-	438	150	**20,150**	20,150	20,150	20,150
592-261-801.190	Technology Support & Services	158	158	160	**160**	160	160	160
592-261-802.700	GIS Services	2,827	942	1,000	**1,000**	1,000	1,000	1,000
592-261-805.000	Auditing Service	9,921	10,209	10,500	**10,785**	11,050	11,330	11,610
592-261-874.000	Unfunded Pension Contribution	114,162	125,516	139,175	**120,925**	120,925	120,925	78,600
592-261-875.000	OPEB Liability - CY Expense	(170,584)	(101,276)	-	**-**	-	-	-
592-261-876.000	Retiree Healthcare Costs	91,548	45,092	-	**-**	-	-	-
592-261-879.000	Pension Revenue/Expense	(85,619)	(184,769)	-	**-**	-	-	-
592-261-901.000	Printing & Publishing	2,326	950	1,630	**1,750**	1,750	1,750	1,750
592-261-956.000	Contingencies	-	-	-	**-**	1,020	2,580	4,190
592-261-958.000	Memberships & Dues	1,896	2,388	6,195	**6,420**	6,545	6,670	6,770
592-261-960.000	Education & Training	2,990	1,091	2,500	**2,500**	2,500	2,500	2,500
592-261-965.000	Overhead	55,200	56,300	57,430	**58,580**	59,750	60,950	62,170
592-261-968.000	Depreciation Expene	7,494	7,494	7,500	**7,500**	7,500	7,500	7,500
Total Administration - Water & Sewer		99,023	32,642	299,085	**305,535**	309,080	312,245	273,130

- continued -

City of Northville
Line Item Budget for the Year Ended June 30, 2024 and
Five Year Plan - 2023 through 2027

WATER AND SEWER FUND (continued)

	2020-21 Actual	2021-22 Actual	2022-23 Projected	**2023-24 Proposed Budget**	2024-25 Estimated Budget	2025-26 Estimated Budget	2026-27 Estimated Budget
Meter Reading & Billing Expenses - Service Charge							
592-559-706.000 Wages - Meter Readings	3,431	2,944	2,000	**2,050**	2,080	2,080	2,080
592-559-706.140 Wages - Billings & Maintenance	32,065	32,850	28,775	**29,510**	29,880	29,880	29,880
592-559-725.000 Fringe Benefits	25,276	22,198	19,350	**19,645**	19,925	19,925	19,925
592-559-730.000 Postage	169	118	150	**150**	150	150	150
592-559-801.000 Contractual Services	4,759	4,980	5,500	**5,600**	5,650	5,700	5,750
592-559-801.190 Computer Program Services	9,845	9,914	9,965	**10,025**	10,085	10,135	10,135
592-559-967.350 Meter Replacement Program	6,075	-	-	**-**	-	-	-
592-559-943.000 Equipment Rental	1,297	1,059	1,000	**1,000**	1,000	1,000	1,000
592-559-956.000 Contingencies	-	-	-	**-**	640	1,290	1,960
	82,917	74,063	66,740	**67,980**	69,410	70,160	70,880
Water Meter Replacement - Debt Service							
592-908-991.000 Internal Loan - Principal	-	-	86,500	**89,000**	91,000	93,000	95,500
592-908-993.000 Internal Loan - Interest	15,550	13,488	11,375	**9,213**	6,988	4,713	2,388
592-908-993.50 Accrued Interest Expense	(5,090)	(1,233)	-	**-**	-	-	-
	10,460	12,255	97,875	**98,213**	97,988	97,713	97,888

- continued -

City of Northville
Line Item Budget for the Year Ended June 30, 2024 and
Five Year Plan - 2023 through 2027

WATER AND SEWER FUND (continued)

	2020-21 Actual	2021-22 Actual	2022-23 Projected	**2023-24 Proposed Budget**	2024-25 Estimated Budget	2025-26 Estimated Budget	2026-27 Estimated Budget
Total Expenses	3,166,977	2,987,532	4,735,745	**4,246,178**	4,344,356	4,473,161	4,516,087
Working Capital Reserve/Rate Stabilization							
592-999-999.000 Unallocated Reserve	333,352	492,707	-	**-**	-	-	18,730
	333,352	492,707	-	**-**	-	-	18,730
Total Budget	3,500,329	3,480,239	4,735,745	**4,246,178**	4,344,356	4,473,161	4,534,817

Analysis of Unrestricted Net Position*						
(*Assumes minimal changes in net current assets)						
Unrestricted Net Position, beginning of year	764,989	**968,432**	1,075,132	1,394,401	1,743,527
Revenues	4,584,688	**3,989,378**	4,295,125	4,448,787	4,534,817
Less: expenditures	(4,735,745)	**(4,246,178)**	(4,344,356)	(4,473,161)	(4,516,087)
plus: non-cash expenditure (depreciation)	354,500	**363,500**	368,500	373,500	373,500
Net Increase (Decrease)	203,443	**106,700**	319,269	349,126	392,230
Unrestricted Net Position, end of year	968,432	**1,075,132**	1,394,401	1,743,527	2,135,757

- continued -

City of Northville
Line Item Budget for the Year Ended June 30, 2024 and
Five Year Plan - 2023 through 2027

WATER AND SEWER FUND (continued)

	Current Rate	2022-23 Projected	2023-24 Proposed Budget	2024-25 Estimated Budget	2025-26 Estimated Budget	2026-27 Estimated Budget
Evaluation of Water Rate						
Water System Expenses		3,027,109	**2,377,911**	2,614,115	2,689,053	2,696,280
Source/(Use) Working Capital Reserve		(115,000)	**-**	-	-	-
Less: Depreciation (non-cash)		(120,000)	**(129,000)**	(134,000)	(139,000)	(139,000)
Less: Other Revenue		(674,217)	**(44,288)**	(41,288)	(41,288)	(41,288)
Net Revenue Required		2,117,892	**2,204,623**	2,438,827	2,508,765	2,515,992
Estimated Number of Billing Units		192,000	**186,000**	186,000	186,000	186,000
Rate Per Unit Required		11.03	**11.85**	13.11	13.49	13.53
Water Rate Per Unit Proposed	**11.03**		**11.85**	**13.11**	**13.49**	**13.53**
Increase/(Decrease) as a %			**7.4%**	10.6%	2.9%	0.3%
Evaluation of Sewer Rate						
Sewer System Expenses		1,544,022	**1,702,075**	1,562,843	1,616,236	1,651,039
Source/(Use) Working Capital Reserve		221,000	**94,000**	308,000	338,000	382,000
Less: Depreciation (non-cash)		(227,000)	**(227,000)**	(227,000)	(227,000)	(227,000)
Less: Other Revenue		(142,453)	**(134,668)**	(136,968)	(142,688)	(150,449)
Net Revenue Required		1,395,569	**1,434,407**	1,506,875	1,584,548	1,655,590
Estimated Number of Billing Units		167,000	**162,000**	162,000	162,000	162,000
Rate Per Unit Required		8.36	**8.85**	9.30	9.78	10.22
Sewer Rate Per Unit Proposed	**8.35**		**8.85**	**9.30**	**9.78**	**10.22**
Increase/(Decrease) as a %			**6.0%**	5.1%	5.2%	4.5%
Evaluation of Dual Meter Rate						
County Sewer Charges as a % of Total Sewer Charges		52%	**54%**	54%	54%	55%
Rate Calculated for Dual Meter Sewer Charges		4.35	**4.78**	5.02	5.28	5.62
Dual Meter Sewer Rate Per Unit Proposed	**4.84**		**4.78**	5.02	5.28	5.62
Increase/(Decrease) as a %			**-1.2%**	5.0%	5.2%	6.4%

- continued -

City of Northville
Line Item Budget for the Year Ended June 30, 2024 and
Five Year Plan - 2023 through 2027

WATER AND SEWER FUND (continued)	**Current Rate**	2022-23 Projected	**2023-24 Proposed Budget**	2024-25 Estimated Budget	2025-26 Estimated Budget	2026-27 Estimated Budget
Evaluation of Service Charge						
Expenses (from above)		66,740	**67,980**	69,410	70,160	70,880
Number of Customers		2,530	**2,530**	2,530	2,530	2,530
Number of Billings		6	**6**	6	6	6
= Service Charge		4.40	**4.48**	4.57	4.62	4.67
Bi-monthly Service Charge Rate	**4.84**		**4.84**	4.84	4.84	4.84
Increase/(Decrease) as a %			**0.0%**	0.0%	0.0%	0.0%
Evaluation of Meter Replacement Charge						
Expenses (from above)		97,875	**98,213**	97,988	97,713	97,888
Source/(Use) Working Capital Reserve		3,300	**3,000**	3,300	3,500	1,000
Number of Customers		2,530	**2,530**	2,530	2,530	2,530
Number of Billings		6	**6**	6	6	6
= Meter Replacement Charge		6.67	**6.67**	6.67	6.67	6.51
Bi-monthly Meter Replacement Rate	**6.67**		**6.67**	6.67	6.67	6.51
Increase/(Decrease) as a %			**0.0%**	0.0%	0.0%	-2.4%

City of Northville Water & Sewer Fund
Five Year Plan - 2023 through 2027
FY 2024 Water & Sewer Rate Calculation (Cash Flow Basis)

Expense Category	Water Budget	Percent of Budget	Sewer Budget	Percent of Budget	Total Budget	Percent of Budget
Water Operations	$ 673,120	28.3%			$ 673,120	16.5%
Great Lakes Water Authority Water Cost	925,263	39.0%			$925,263	22.7%
Sewer Operations			$ 172,285	10.1%	$172,285	4.2%
Wayne County Sewer Charges			964,022	56.7%	$964,022	23.6%
Capital Improvements	497,760	20.9%	186,000	10.9%	$683,760	16.8%
Administration	152,768	6.4%	152,768	9.0%	$305,536	7.5%
Depreciation	129,000	5.4%	227,000	13.3%	$356,000	8.7%
Total Proposed Expenses	$ 2,377,911	100.0%	$ 1,702,075	100.0%	$ 4,079,986	100.0%
Adjustments						
Source/(Use) of Working Capital	$ -		$ 94,000			
Less non-cash expense (depreciation)	(129,000)		(227,000)			
Less other revenue sources	(44,288)		(134,668)			
Total Revenue Required from User Fees	$ 2,204,623		$ 1,434,407			
Divided by # of Units Billed, Estimated	186,000		162,000			
Equals Rate Per Unit (per 1,000 gallons)	$ 11.85		$ 8.85			
Dual Meter Sewer Rate Per Unit (per 1,000 gallons)			$ 4.78			
Bi-monthly Flat Service Charge	$ 4.84					
Bi-monthly Flat Meter Replacement Charge	$ 6.67					

NOTES
"Water Operations" includes the cost of maintaining and repairing the water system within the City of Northville. Such expenses would include labor, materials and equipment for repairing water main breaks and leak detection surveys.
"Sewer Operations" includes the labor, materials and equipment for the required periodic cleaning and maintenance of the sewer system.
"Administration" includes the use of professional engineers, administrative salaries, annual audit fees, legal fees, and other expenses related to managing the water and sewer service.
"Service Charge" includes salaries and expenses related to the meter reading, billing & collections cycle.
"Meter Replacement Charge" includes the repay the loan used to replace meters which were more than 20 years old.

City of Northville Water & Sewer Fund
Five Year Plan - 2023 through 2027
FY 2024 Water & Sewer Rate Calculation (Cash Flow Basis)

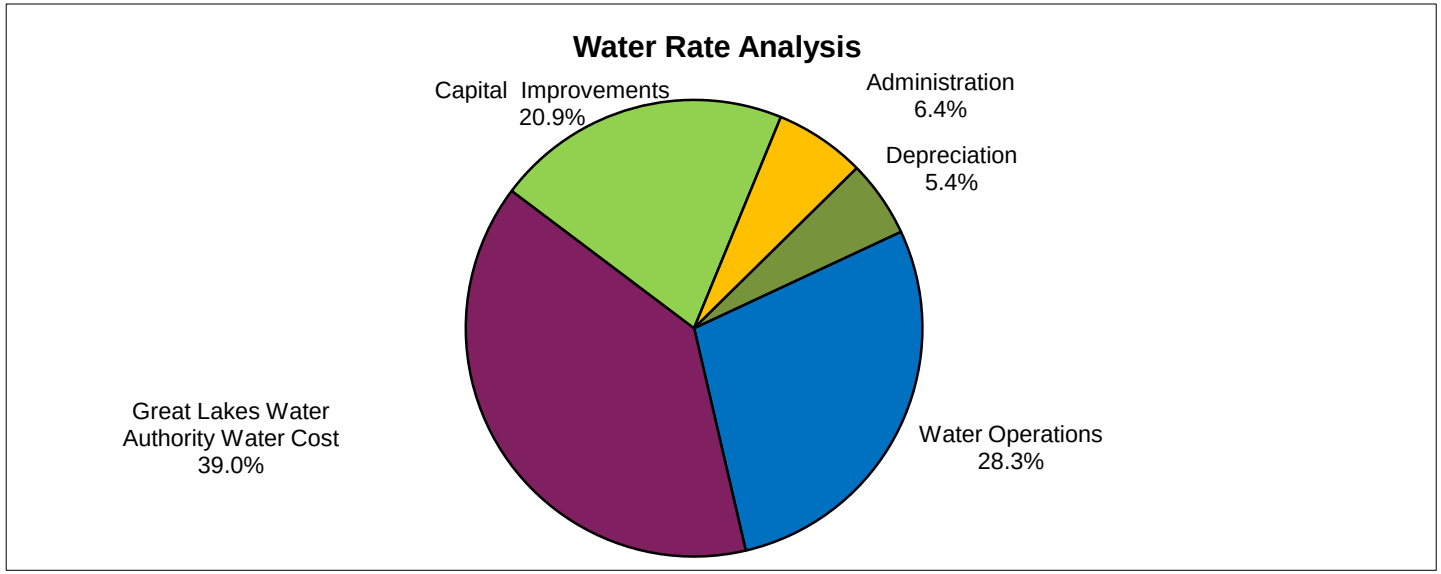

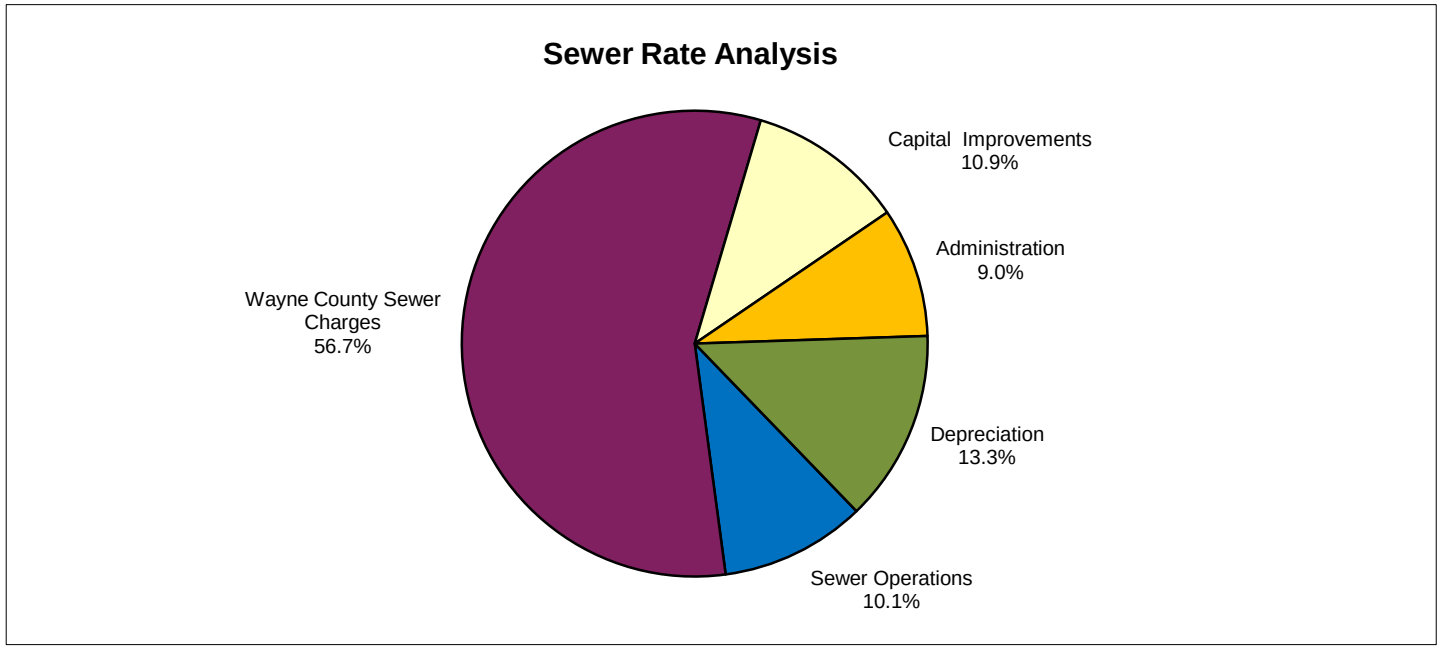

SECTION V

DEBT SERVICE FUNDS

Debt Service Funds are used to account for the accumulation of resources for the payment of general long-term debt principal and interest. Debt Service Funds are required when revenues are accumulated for interest and principal payments of general obligation long-term debt maturing in future years. Each Fund has an overview section, graphs demonstrating revenues and expenditures, and a five-year line item budget. Also included in this section is a summary of outstanding debt, the legal debt margin, and graphs demonstrating debt related trends.

The City of Northville's Debt Service Funds are the Downtown Development Authority Debt Service Fund and the Street Bond Debt Service Fund.

City of Northville
Fiscal Year 2024 Annual Budget
And Five Year Plan – 2023 thru 2027

FINANCING ACTIVITY

As of July 1, 2023, the City of Northville will have two outstanding bond issues and one installment purchase contract. The Housing bond issue was paid off in the prior fiscal year.

Both of the bond issues are in Debt Service Funds, which uses a modified accrual basis of accounting. For these bonds, principal and interest payments are treated as expenditures in the year the payment is made. The first receives funds from captured taxes from the Downtown Development Authority and the other receives funds from a dedicated street millage debt levy approved by voters in 2018.

In September 2015, the City financed the purchase of an aerial truck for the Fire Department in the amount of $462,896. This installment purchase contract has a term of ten years. A portion of the annual debt service payments will be paid for by the City of Plymouth per the terms of the cost sharing agreement between the two communities.

Act 279, Public Acts of Michigan, 1909, as amended, and the City Charter, provide that the net indebtedness of the City shall not exceed 10% of all assessed real and personal property in the City, plus assessed value equivalent of Act 198 specific tax levies.

The total debt applicable to the debt limit as of July 1, 2023 is $2,285,000. The available debt limit for future debt is $66,124,834. Existing debt will not cause any burden to current operations. The following page is a summary of outstanding debt as of July 1, 2023.

Act 99 of 1933 provides that acquisition of any real or personal property through the use of contract or installments shall not exceed 1 ¼% of the taxable value of real and personal property of the City. The total debt applicable to the limit as of July 1, 2023 is $49,000. The available debt limit for future installment purchases is $6,340,959.

- continued -

City of Northville
Fiscal Year 2024 Annual Budget
And Five Year Plan – 2023 thru 2027

FINANCING ACTIVITY

Description	Amount	Funding Source
2013 General Obligation Bonds, Refunding	325,000	DDA Captured Taxes
2018 General Obligation Bonds	1,960,000	Debt Levy
(A) Debt Applicable to Limit (excludes Installment Purchase Contracts)	$ 2,285,000	

LEGAL DEBT MARGIN

Debt Limit	
2023 State Equalized Value (SEV)	$661,271,195
Debt Limit (10% of SEV)	$ 66,127,119
Debt Applicable to Debt Limit (A)	$ 2,285,000
Legal Debt Margin Available	$ 66,124,834

Description	
Installment Purchase contract	$ 49,000
(B) Debt Applicable to Limit for Installment Purchases	$ 49,000

INSTALLMENT DEBT MARGIN

Debt Limit	
2023 Taxable Value	$511,196,708
Debt Limit (1.25% of Taxable Value)	$ 6,389,959
Debt Applicable to Debt Limit (B)	$ 49,000
Legal Limit Available	$ 6,340,959

City of Northville
Line Item Budget for the Year Ended June 30, 2024 and
Five Year Plan - 2023 through 2027

Bond Principal and Interest Requirements

BOND DESCRIPTION	FUND	ACCOUNT NUMBER	2022-23	**2023-24**	2024-25	2025-26	2026-27
2018 UNLIMITED TAX GENERAL OBLIGATION BONDS							
General Obligation Unlimited	305	908-991.000 P	$290,000	**$300,000**	$310,000	$320,000	$330,000
Tax Bonds, Series 2018		908-993.000 I	32,625	**28,420**	24,070	19,575	14,935
JPMorgan Chase Bank, NA (12/18) $3,050,000		908-993.000 I	28,420	**24,070**	19,575	14,935	10,150
Funding: Debt Millage			$351,045	**$352,490**	$353,645	$354,510	$355,085
Last Payment, October 1, 2028							
2012 UNLIMITED TAX GENERAL OBLIGATION REFUNDING BONDS							
General Obligation Unlimited	304	906-991.000 P	$95,000				
Tax Bonds, Series 2012		906-993.000 I	1,017				
Capital One Public Funding (12/12) $855,000		906-993.000 I	-				
Funding: Allen Terrace Rents (Fund 538)			$96,017				
Last Payment, October 1, 2022							
DOWNTOWN DEVELOPMENT AUTHORITY DEBT RETIREMENT FUND							
2013 Limited Tax General Obligation	303	906-991.000 P	$ 155,000	**$ 160,000**	$ 165,000		
Refunding Bonds		906-993.000 I	7,440	**5,037**	2,557		
Capital One Public Funding (10/13) $1,705,000		906-993.000 I	7,440	**5,038**	2,558		
Last payment, April 1, 2025			$ 169,880	**$ 170,075**	$ 170,115		
Total Principal			$540,000	**$460,000**	$475,000	$320,000	$330,000
Total Interest			76,942	**62,565**	48,760	34,510	25,085
Total Debt Requirement			$616,942	**$522,565**	$523,760	$354,510	$355,085
Number of Issues Outstanding			3	**2**	2	1	1

City of Northville
Line Item Budget for the Year Ended June 30, 2024 and
Five Year Plan - 2023 through 2027

Installment Purchases, Loans, & Other Commitments

	Account Number	2022-23	**2023-24**	2024-25	2025-26	2026-27
INSTALLMENT PURCHASES						
Fire Truck - General Fund	101-921-991 P	$ 48,000	**$ 49,000**	$ 51,000	$ 52,000	
Financed 9/22/15; Comerica Bank ($462,596)	101-921-993 I	$ 4,523	**$ 3,277**	$ 1,992	$ 668	
Interest Rate: 2.57% for 10 years		$ 52,523	**$ 52,277**	$ 52,992	$ 52,668	
INTERNAL LOANS						
Internal Loan to Water & Sewer Fund from General	592-908-991 P	$ 86,500	**$ 89,000**	$ 91,000	$ 93,000	$ 95,500
Fund for Water Meter Replacement Program	592-908-993 I	$ 11,375	**$ 9,213**	$ 6,988	$ 4,713	$ 2,388
Interest Rate: 2.5% Final payment due 11/30/2026		$ 97,875	**$ 98,213**	$ 97,988	$ 97,713	$ 97,888
REAL PROPERTY LEASES						
149 & 151 E. CADY, leased from the Long Developme	230-576-994.70	$ 2,971	**$ 3,030**	$ 3,090	$ 3,152	$ 3,152
Co., effective 11/20/90, for the amount equal to annual property taxes, payments due 12/30 and 6/30 each year.						
Total Installment Purchase Principal		$ 48,000	**$ 49,000**	$ 51,000	$ 52,000	$ -
Total Installment Purchase Interest		$ 4,523	**$ 3,277**	$ 1,992	$ 668	$ -
Total Installment Purchase Debt		$ 52,523	**$ 52,277**	$ 52,992	$ 52,668	$ -
Total Internal Loans		$ 97,875	**$ 98,213**	$ 97,988	$ 97,713	$ 97,888
Total Real Property Leases		2,971	**3,030**	3,090	3,152	3,152
Total of Installment Purchase Debt, Loans & Other Commitments		$ 153,369	**$ 153,520**	$ 154,070	$ 153,533	$ 101,040

City of Northville
Line Item Budget for the Year Ended June 30, 2024 and
Five Year Plan – 2023 through 2027

ACTIVITY: Downtown Development Authority Debt Service Fund **FUND NUMBER**: 303

SUPERVISOR: Finance Director/Treasurer

General Description of Activity

The Downtown Development Authority (DDA) Debt Service Fund was created during the 1994-95 fiscal year. This was done in connection with a DDA plan to provide for continuing tax capture to finance the construction of two new parking decks and a surface parking lot (see Downtown Development Authority Fund #370). Final payment on that debt service was made in the 2008-09 fiscal year.

On February 9, 2010, the City issued federally taxable Build America Bonds in the amount of $2,000,000 over 15 years to finance the construction of downtown streetscape enhancements. On October 22, 2013, the City issued Limited Tax General Obligation Refunding Bonds to refinance the 2010 issue. These bonds will be repaid through the collection of captured taxes by the DDA.

Proposed Fiscal Year Overview

Debt service requirement for FY24 is $170,075. The contribution from the DDA is equal to that amount to cover the debt service expenditures.

Long Term Goals & Objectives

The bonds will continue to be repaid through fiscal year 2025. No additional debt issuances are planned at this time. However, discussions on funding new projects with a new bond issue have begun at the DDA Board.

City of Northville
Proposed 2023-24 DDA Debt Service Fund Budget
(with historical comparative data)

Revenues	FY22 Actual	FY23 Projected	**FY24 Proposed**	FY24 % Total
Operating Transfer from DDA	174,685	169,880	**170,075**	100.0%
Total Revenues	$ 174,685	$ 169,880	**$ 170,075**	100.0%

2023-24 Budgeted Revenues

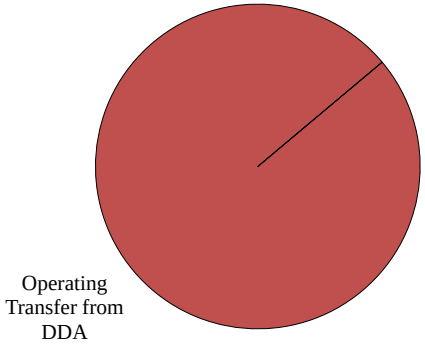

Expenditures	FY22 Actual	FY23 Projected	**FY24 Proposed**	FY24 % Total
Bond Principal	$ 155,000	$ 155,000	**$ 160,000**	94.1%
Bond Interest	19,685	14,880	**10,075**	5.9%
Total Expenditures	$ 174,685	$ 169,880	**$ 170,075**	100.0%

2023-24 Budgeted Expenditures

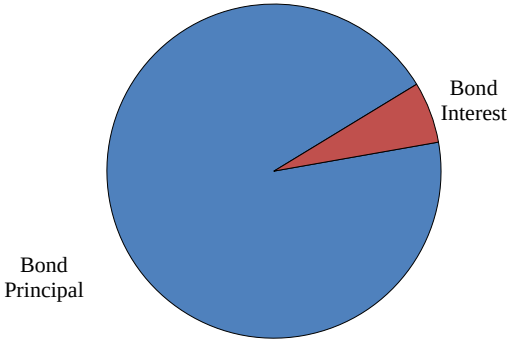

City of Northville
Line Item Budget for the Year Ended June 30, 2024 and
Five Year Plan - 2023 through 2027

DOWNTOWN DEVELOPMENT AUTHORITY
DEBT SERVICE FUND

		2020-21 Actual	2021-22 Actual	2022-23 Projected	**2023-24 Proposed Budget**	2024-25 Estimated Budget	2025-26 Estimated Budget	2026-27 Estimated Budget
Revenue								
303-000-699.248	Contribution - DDA Fund	174,335	174,685	169,880	**170,075**	167,516	-	-
303-000-665.XX	Net Interest Income	-	-	45	**-**	-	-	-
	Total Revenue	174,335	174,685	169,925	**170,075**	167,516	-	-
Fund Balance Reserve								
303-000-699.000	Appropriation of Prior Year Surplus	-	-	-	**-**	2,599	-	-
	Total Budget	174,335	174,685	169,925	**170,075**	170,115	-	-
Expenditures								
Debt Service								
303-906-991.000	Bond Principal Expense	150,000	155,000	155,000	**160,000**	165,000	-	-
303-906-993.000	Bond Interest Expense	24,335	19,685	14,880	**10,075**	5,115	-	-
	Total Expenditures	174,335	174,685	169,880	**170,075**	170,115	-	-
Fund Balance Reserve								
303-999-999.00	Unallocated Reserve	-	-	-	**-**	-	-	-
	Total Budget	174,335	174,685	169,880	**170,075**	170,115	-	-
Analysis of Fund Balance:								
	Beginning of Year			2,554	**2,599**	2,599	-	-
	Revenues			169,925	**170,075**	167,516	-	-
	Expenditures			(169,880)	**(170,075)**	(170,115)	-	-
	End of Year			2,599	**2,599**	-	-	-

City of Northville
Line Item Budget for the Year Ended June 30, 2024 and
Five Year Plan – 2023 through 2027

ACTIVITY: Housing Debt Retirement Fund **FUND NUMBER**: 304

SUPERVISOR: Finance Director/Treasurer

General Description of Activity

On November 5, 2002 voters approved the issuance of $1,375,000 of General Obligation Unlimited Tax Bonds to fund Allen Terrace improvements. This twenty-year debt issue is to be repaid from tenant rents at Allen Terrace. On December 19, 2012, the City issued Unlimited Tax General Obligation Refunding Bonds to refinance the 2002 issue.

Proposed Fiscal Year Overview

This debt obligation was paid off in FY23 and the fund has been closed.

Long Term Plan

No additional debt issuances are planned.

City of Northville
Line Item Budget for the Year Ended June 30, 2024 and
Five Year Plan - 2023 through 2027

Housing Debt Retirement Fund

Account Number	Description	2020-21 Actual	2021-22 Actual	2022-23 Projected	**2023-24 Proposed Budget**	2024-25 Estimated Budget	2025-26 Estimated Budget	2026-27 Estimated Budget
REVENUES								
304-000-699.535	Operating Transfer from Housing Commission	94,922	92,996	93,237	-	-	-	-
		94,922	92,996	93,237	-	-	-	-
	Total Revenues	94,922	92,996	93,237	-	-	-	-
Fund Balance Reserve								
304-000-699.000	Approp of Prior Year's Surplus	-	-	2,780	-	-	-	-
	Total Budget	94,922	92,996	96,017	-	-	-	-
EXPENDITURES								
Debt Service								
304-906-991.000	Bond Principal	90,000	90,000	95,000	-	-	-	-
304-906-993.000	Bond Interest	4,922	2,996	1,017	-	-	-	-
		94,922	92,996	96,017	-	-	-	-
	Total Expenditures	94,922	92,996	96,017	-	-	-	-
Fund Balance Reserve								
304-999-999.000	Unallocated Reserve	-	-	-	-	-	-	-
	Total Budget	94,922	92,996	96,017	-	-	-	-
Fund Balance Analysis								
	Beginning of Year			2,780	-	-	-	-
	Revenues			93,237	-	-	-	-
	Expenditures			96,017	-	-	-	-
	End of Year			-	-	-	-	-

City of Northville
Line Item Budget for the Year Ended June 30, 2024 and
Five Year Plan – 2023 through 2027

ACTIVITY: 2018 UTGO Street Bond Debt Service Fund **FUND NUMBER**: 305

SUPERVISOR: Finance Director/Treasurer

General Description of Activity

On November 6, 2018, Northville voters approved the issuance of $3,050,000 in unlimited tax general obligation bonds to finance street improvements. The bonds are payable over ten years at a rate of 2.9%. The bonds will be repaid through the collection of debt levy that began in July 2019.

Proposed Fiscal Year Overview

Debt service requirements for FY24 are $352,490. The millage rate will be set at 0.7355 mills to generate funds to pay the annual debt service amount.

Long Term Goals & Objectives

The bonds will continue to be repaid through fiscal year 2029. No additional debt issuances are planned.

City of Northville
Proposed 2023-24 2018 UTGO Street Bond Debt Retirement Fund
(with historical comparative data)

Revenues	FY22 Actual	FY23 Projected	**FY24 Proposed**	FY24 % Total
Property Taxes	$ 350,467	$ 351,043	**$ 352,503**	100.0%
Interest & Other Revenue	1,486	1,999	**-**	0.0%
Approp. of Prior Year Surplus	2,095	-	**-**	0.0%
Total Revenues	$ 354,048	$ 353,042	**$ 352,503**	100.0%

2023-24 Budgeted Revenues

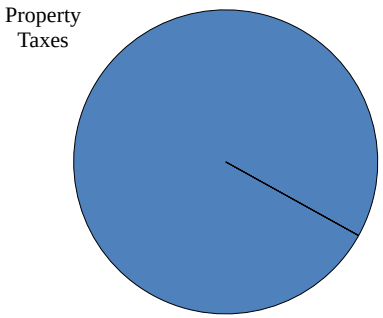

Expenditures	FY22 Actual	FY23 Projected	**FY24 Proposed**	FY24 % Total
Bond Principal	$ 285,000	$ 290,000	**$ 300,000**	85.1%
Bond Interest	69,383	61,045	**52,490**	14.9%
Unallocated Reserve	-	1,997	**13**	0.0%
Total Expenditures	$ 354,383	$ 353,042	**$ 352,503**	100.0%

2023-24 Budgeted Expenditures

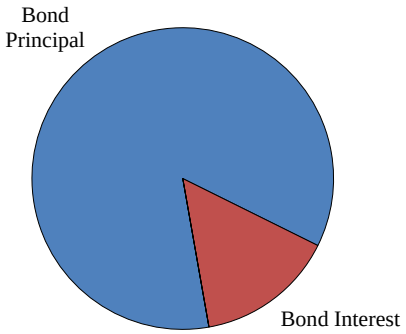

City of Northville
Line Item Budget for the Year Ended June 30, 2024 and
Five Year Plan - 2023 through 2027

2018 UTGO Street Debt Retirement Fund

Account Number	Description	2020-21 Actual	2021-22 Actual	2022-23 Projected	**2023-24 Proposed Budget**	2024-25 Estimated Budget	2025-26 Estimated Budget	2026-27 Estimated Budget
REVENUES								
	= Allowable Levy			0.7862	**0.7355**	0.7235	0.7110	0.6982
	x Taxable Value per Mill			446,523	**479,270**	488,855	498,632	508,605
305-000-408.00	**= Debt Levy - Tax Revenue**	352,373	350,467	351,043	**352,503**	353,687	354,527	355,108
305-000-412.00	Delq Personal Property Taxes	-	335					
305-000-573.00	Local Community Stabilization Share	1,671	1,465	1,899	-	-	-	-
305-000-418.00	Property Taxes - Other	134	6	100	-	-	-	-
305-000-665.xx	Net Investment Income	418	14	-	-	-	-	-
	Total Revenues	354,596	352,288	353,042	**352,503**	353,687	354,527	355,108
Fund Balance Reserve								
305-000-699.00	Appropriation of Prior Year Surplus	-	2,095	-	-	-	-	-
	Total Budget	354,596	354,383	353,042	**352,503**	353,687	354,527	355,108
EXPENDITURES								
Debt Service								
305-908-991.00	Bond Principal	275,000	285,000	290,000	**300,000**	310,000	320,000	330,000
305-908-993.00	Bond Interest	77,503	69,383	61,045	**52,490**	43,645	34,510	25,085
		352,503	354,383	351,045	**352,490**	353,645	354,510	355,085
	Total Expenditures	352,503	354,383	351,045	**352,490**	353,645	354,510	355,085
Fund Balance Reserve								
305-999-999.00	Unallocated Reserve	2,093	-	1,997	**13**	42	17	23
	Total Budget	354,596	354,383	353,042	**352,503**	353,687	354,527	355,108
	Analysis of Fund Balance:							
	Beginning of Year			-	**1,997**	2,010	2,052	2,069
	Revenues			353,042	**352,503**	353,687	354,527	355,108
	Expenditures			(351,045)	**(352,490)**	(353,645)	(354,510)	(355,085)
	End of Year			1,997	**2,010**	2,052	2,069	2,092

SECTION VI

CAPITAL PROJECTS FUNDS

Capital Projects Funds are used to account for resources to be used in the construction of major capital facilities and the acquisition of capital equipment that benefits that general public. The City of Northville the following Capital Project Funds: the Public Improvement Fund, the Housing Commission Capital Outlay Fund, the Fire Equipment Replacement Fund, and the Police Equipment Replacement Fund. Each has an overview section, graphs demonstrating revenues and expenditures, and a five-year line item budget.

City of Northville
Line Item Budget for the Year Ended June 30, 2024 and
Five Year Plan – 2023 through 2027

ACTIVITY: Fire Equipment Replacement Fund **FUND NUMBER**: 402

SUPERVISOR: Fire Chief

General Description of Activity

This fund was set up to meet the needs for replacement of capital equipment over the next 20 years to keep the equipment up to current standards. The fund allows for the replacement funds to be set aside over a period of time. The Department will continue to search for grant opportunities for equipment purchases.

Proposed Fiscal Year Overview

The city continues providing fire service to the City of Plymouth. Other than vehicles, which each City purchases separately, this budget includes the revenues and expenditures for future equipment needs based upon that continued partnership with the City of Plymouth. For FY24 the rescue utility vehicle, two thermal imaging cameras, hydraulic rescue tools, and the exhaust extraction system are planned for replacement. The department has submitted numerous regional grant requests covering items due for replacement in later years. The outcome of those grant applications is currently unknown.

Departmental Goals & Objectives

The equipment fund will continue to be used for the replacement of equipment as scheduled in the 20-year plan as detailed in Section IX.

City of Northville
Proposed 2023-24 Fire Equipment Replacement Fund Budget
(with historical comparative data)

Revenues	FY22 Actual	FY23 Projected	**FY24 Proposed**	FY24 % Total
Net Investment Income	(27,921)	28,375	**21,125**	7.3%
Grants & Other Contributions	-	17,583	**-**	0.0%
Contribution - Plymouth City	87,924	95,461	**98,706**	33.9%
Contribution - Northville City	179,403	171,584	**171,045**	58.8%
Approp. of Prior Year Surplus	-	-	**-**	0.0%
Total Revenues	$ 239,406	$ 313,003	**$ 290,876**	100.0%

2023-24 Budgeted Revenues

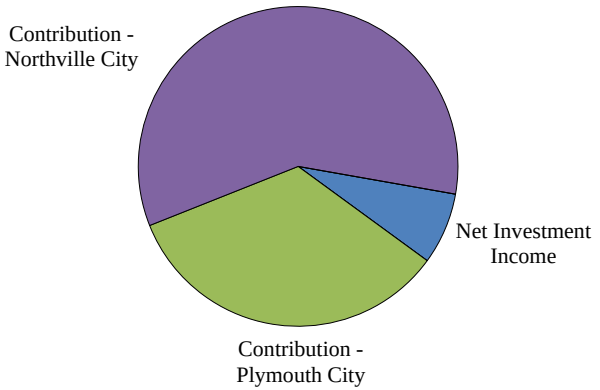

Expenditures	FY22 Actual	FY23 Projected	**FY24 Proposed**	FY24 % Total
Vehicle & Equipment Purchases	$ 18,495	$ 64,800	**$ 119,000**	40.9%
Equipment Reserve	220,911	248,203	**171,876**	59.1%
Total Expenditures	$ 239,406	$ 313,003	**$ 290,876**	100.0%

2023-24 Budgeted Expenditures

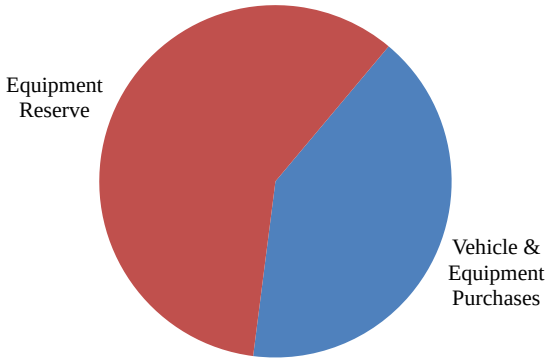

City of Northville
Line Item Budget for the Year Ended June 30, 2024 and
Five Year Plan - 2023 through 2027

FIRE EQUIPMENT REPLACEMENT FUND

		2020-21 Actual	2021-22 Actual	2022-23 Projected	**2023-24 Proposed Budget**	2024-25 Estimated Budget	2025-26 Estimated Budget	2026-27 Estimated Budget
REVENUES								
402-000-581.000	Local Unit Contributions	-	-	769	**-**	-	-	-
402-000-589.060	Contribution - Plymouth City	77,401	87,924	95,461	**98,706**	100,343	103,966	103,252
402-000-505.000	Federal Grants	238,095	-	16,814	**-**	-	-	-
402-000-665.xxx	Net Investment Income	4,497	(27,921)	28,375	**21,125**	14,875	14,875	14,875
Operating Transfers								
402-000-699.405	Public Improvement Fund	30,000	30,000	30,000	**30,000**	-	-	-
402-000-699.101	General Fund	124,124	149,403	141,584	**141,045**	170,399	172,527	172,108
	Total Revenues	474,117	239,406	313,003	**290,876**	285,617	291,368	290,235
Fund Balance Reserve								
402-000-699.000	Approp of Prior Year's Surplus	-	-	-	**-**	-	-	450,365
	Total Budget	474,117	239,406	313,003	**290,876**	285,617	291,368	740,600
EXPENDITURES								
Capital Purchases								
402-902-967.000	Non Capitalized Purchases	9,154	18,495	49,800	**-**	-	-	25,600
402-902-977.000	Capitalized Purchases	252,152	-	15,000	**119,000**	160,000	15,000	715,000
	Total Expenditures	261,306	18,495	64,800	**119,000**	160,000	15,000	740,600
Fund Balance Reserve								
402-999-999.000	Unallocated Reserve	212,811	220,911	248,203	**171,876**	125,617	276,368	-
	Total Budget	474,117	239,406	313,003	**290,876**	285,617	291,368	740,600
Fund Balance Analysis								
	Beginning of Year			1,574,204	**1,822,407**	1,994,283	2,119,900	2,396,268
	Revenues			313,003	**290,876**	285,617	291,368	290,235
	Expenditures			(64,800)	**(119,000)**	(160,000)	(15,000)	(740,600)
	End of Year			1,822,407	**1,994,283**	2,119,900	2,396,268	1,945,903
Fund Balance Allocated for Shared Equipment & Aerial Truck				811,618	**945,702**	952,030	1,108,735	1,238,910
Fund Balance Allocated for Northville Only (Trucks/Station Improvements)				1,010,789	**1,048,581**	1,167,870	1,287,533	706,993
				1,822,407	**1,994,283**	2,119,900	2,396,268	1,945,903

City of Northville
Line Item Budget for the Year Ended June 30, 2024 and
Five Year Plan – 2023 through 2027

ACTIVITY: Police Equipment Replacement Fund **FUND NUMBER**: 403

SUPERVISOR: Police Chief

General Description of Activity

The purpose of this activity is to reserve funds to meet the needs of a 20-year capital outlay plan for Police Department equipment. By reserving funds over time 1) the City can ensure that its equipment meets current standards, 2) the cost to taxpayers is spread evenly over the useful life of the equipment and, 3) the cost to taxpayers is minimized because the fund has interest earnings to offset expenditures rather than paying debt issuance costs and interest expense for relatively small financing proposals.

Proposed Fiscal Year Overview

Proposed is the replacement of three (3) Automatic External Defibrillators (AED) and thirteen (13) updated body cameras that work with the current WatchGuard in-car video system. Patrol vehicles have been updated to a 1,0,1,0 replacement schedule (one new vehicle every other year). This change has lowered the required contribution from the General Fund for FY24.

Long Term Goals & Objectives

The long-term goal of this fund is to continue modernizing the Police Department's equipment. With careful planning, and proper maintenance of existing equipment, it is anticipated that the taxpayers will not be burdened with additional debt millage to replace existing equipment. The department's twenty-year plan is detailed in Section IX.

City of Northville
Proposed 2023-24 Police Equipment Replacement Fund Budget
(with historical comparative data)

Revenues	FY22 Actual	FY23 Projected	**FY24 Proposed**	FY24 % Total
Net Investment Income	(4,039)	3,545	**3,145**	4.3%
Other Grants	6,877	178	-	0.0%
Donations	10,551	-	-	0.0%
Operating Transfers from				
General Fund	30,000	37,000	**40,000**	54.7%
Public Improvement Fund	30,000	30,000	**30,000**	41.0%
Approp. of Prior Year Surplus	18,969	-	-	0.0%
Total Revenues	$ 99,483	$ 77,658	**$ 73,145**	100.0%

2023-24 Budgeted Revenues

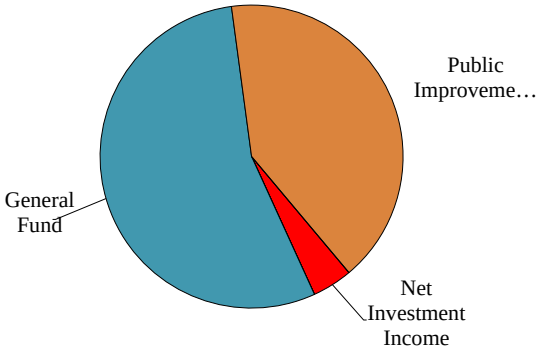

Expenditures	FY22 Actual	FY23 Projected	**FY24 Proposed**	FY24 % Total
Capital Purchases	99,483	87,546	**38,000**	52.0%
Equipment Reserve	-	(9,888)	**35,145**	48.0%
Total Expenditures	$ 99,483	$ 77,658	**$ 73,145**	100.0%

2023-24 Budgeted Expenditures

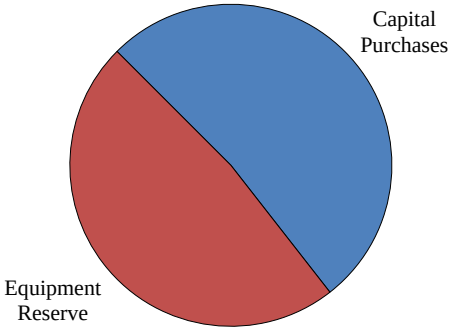

City of Northville
Line Item Budget for the Year Ended June 30, 2024 and
Five Year Plan - 2023 through 2027

POLICE EQUIPMENT REPLACEMENT FUND

		2020-21 Actual	2021-22 Actual	2022-23 Projected	**2023-24 Proposed Budget**	2024-25 Estimated Budget	2025-26 Estimated Budget	2026-27 Estimated Budget
REVENUES								
403-000-528.000	Other Grants	177	-	-	**-**	-	-	-
403-000-505.000	Federal Grants	7,293	-	-	**-**	-	-	-
403-000-682.000	MMRMA RAP/CAP Grants	178	6,877	178	**-**	-	-	-
403-000-665.xxx	Net Investment Income	517	(4,039)	3,545	**3,145**	2,445	2,445	2,445
403-000-673.000	Gain on Sale of Assets	-	7,125	6,935	**-**	-	-	-
403-000-674.000	Donations	-	10,551	-	**-**	-	-	-
Operating Transfers								
403-000-699.405	Public Improvement Fund	30,000	30,000	30,000	**30,000**	-	-	-
403-000-699.101	General Fund	81,000	30,000	37,000	**40,000**	70,000	73,000	73,000
	Total Revenues	119,164	80,513	77,658	**73,145**	72,445	75,445	75,445
Fund Balance Reserve								
403-000-699.000	Approp of Prior Year's Surplus	-	18,969	-	**-**	135,055	-	44,155
	Total Budget	119,164	99,483	77,658	**73,145**	207,500	75,445	119,600
EXPENDITURES								
Capital Purchases								
403-901-967.000	Equipment < $5,000	9,491	39,850	31,970	**6,000**	21,000	-	31,600
403-901-977.000	Equipment > $5,000	8,419	-	-	**32,000**	130,000	30,000	30,000
403-901-985.000	Vehicles & Setup	13,177	59,632	55,576	**-**	56,500	-	58,000
	Total Expenditures	31,086	99,483	87,546	**38,000**	207,500	30,000	119,600
Fund Balance Reserve								
403-999-999.000	Unallocated Reserve	88,078	-	(9,888)	**35,145**	-	45,445	-
	Total Budget	119,164	99,483	77,658	**73,145**	207,500	75,445	119,600
Fund Balance Analysis								
	Beginning of Year			230,412	**220,524**	255,669	120,614	166,059
	Revenues			77,658	**73,145**	72,445	75,445	75,445
	Expenditures			(87,546)	**(38,000)**	(207,500)	(30,000)	(119,600)
	End of Year			220,524	**255,669**	120,614	166,059	121,904

City of Northville
Line Item Budget for the Year Ended June 30, 2024 and
Five Year Plan – 2023 through 2027

ACTIVITY: Housing Commission Capital Outlay Fund **FUND NUMBER**: 404

SUPERVISOR: Housing Director

General Description of Activity

The purpose of this activity is to reserve funds to meet the capital needs for Allen Terrace, an apartment community for independent senior citizens 62 years or older. Allen Terrace has 100 apartments: 98 one-bedroom and 2 two-bedroom units. By reserving funds over time, the City can ensure that: 1) the building meets current standards, 2) the cost to tenants is spread evenly over the useful life of the improvements, and, 3) the cost to tenants is minimized because the fund has interest earnings to offset expenditures rather than paying debt issuance costs and interest expense for relatively small financing proposals. The Allen Terrace capital improvements are partially funded with Community Development Block Grant (CDBG) funds.

Proposed Fiscal Year Overview

Proposed for FY2024 is the replacement of the boiler system, replacement of hard surface flooring, installation of a dumpster enclosure, and a loading ramp. A capital needs assessment to evaluate the existing conditions of the building was performed in February 2023. The needs assessment is currently being analyzed by staff to determine the remaining useful life of the building components, and prioritize maintenance, repairs and replacement needs and projected associated costs. CDBG funds continue to be used to offset the costs of capital projects.

Long Term Goals & Objectives

The long-term goal of this fund is to continue modernizing Allen Terrace. With careful planning and proper maintenance, it is anticipated that the tenants will not be burdened with debt issuances to fund improvements. Planned improvements for fiscal year 2025 includes replacing the apartment refrigerators. Additional details for projects can be found in Section IX.

City of Northville
Proposed 2023-24 Housing Commission Capital Outlay Fund Budget
(with historical comparative data)

Revenues	FY22 Actual	FY23 Projected	**FY24 Proposed**	FY24 % Total
Grant Revenue	20,185	97,000	**27,000**	9.4%
Net Investment Income	(22,635)	21,050	**16,550**	5.8%
Operating Transfers	171,207	130,638	**243,319**	84.8%
Total Revenues	$ 320,076	$ 259,467	**$ 286,869**	100.0%

2023-24 Budgeted Revenues

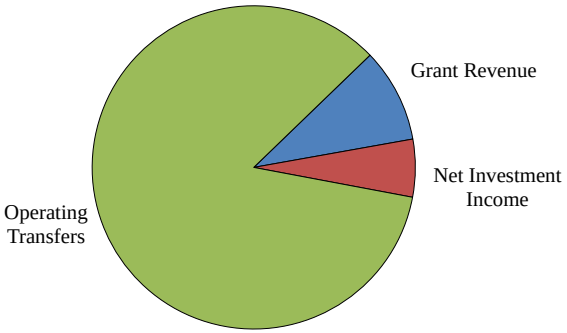

Expenditures	FY22 Actual	FY23 Projected	**FY24 Proposed**	FY24 % Total
Capital Outlay	320,076	259,467	**160,000**	55.8%
Increase to Fund Balance	-	-	**126,869**	44.2%
Total Expenditures	$ 320,076	$ 259,467	**$ 286,869**	100.0%

2023-24 Budgeted Expenditures

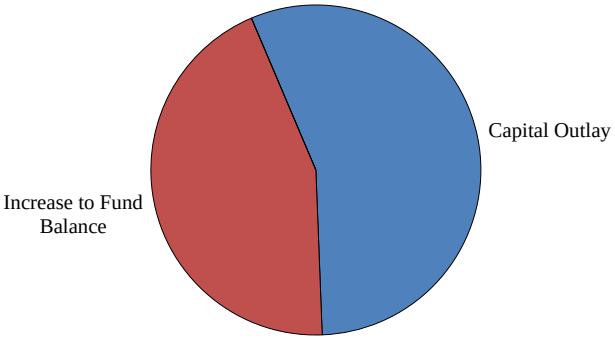

City of Northville
Line Item Budget for the Year Ended June 30, 2024 and
Five Year Plan - 2023 through 2027

HOUSING COMMISSION CAPITAL OUTLAY FUND

Account Number	Description	2020-21 Actual	2021-22 Actual	2022-23 Projected	**2023-24 Proposed Budget**	2024-25 Estimated Budget	2025-26 Estimated Budget	2026-27 Estimated Budget
REVENUES								
Grant Revenue								
404-000-522.000	CDBG - Wayne & Oakland	20,000	20,185	97,000	**27,000**	27,000	27,000	27,000
		20,000	20,185	97,000	**27,000**	27,000	27,000	27,000
Interest Income								
404-000-665.xxx	Net Investment Income	4,515	(22,635)	21,050	**16,550**	11,550	11,550	11,550
		4,515	(22,635)	21,050	**16,550**	11,550	11,550	11,550
Operating Transfers								
404-000-699.535	Operating Transfer from Housing Commission Fund	278,954	171,207	130,638	**243,319**	240,771	239,133	260,334
		278,954	171,207	130,638	**243,319**	240,771	239,133	260,334
	Total Revenue	303,469	168,757	248,688	**286,869**	279,321	277,683	298,884
Fund Balance Reserve								
404-000-699.000	Use of Fund Balance	-	151,320	10,779	**-**	-	-	-
	Total Budget	303,469	320,076	259,467	**286,869**	279,321	277,683	298,884
EXPENDITURES								
Capital Outlay								
404-901-801.000	Contractual Services	9,700	-	57,500	**-**	-	-	-
404-901-967.000	Building & Grounds Improvements	20,185	20,661	108,310	**85,000**	75,000	-	-
404-901-977.000	Capital Improvements > $5,000	-	299,415	93,657	**75,000**	-	-	-
	Total Expenditures	29,885	320,076	259,467	**160,000**	75,000	-	-
Reserve Fund								
404-999-999.000	Unallocated Reserve	273,584	-	-	**126,869**	204,321	277,683	298,884
		273,584	-	-	**126,869**	204,321	277,683	298,884
	Total Budget	303,469	320,076	259,467	**286,869**	279,321	277,683	298,884
Analysis of Fund Balance								
	Beginning of Year			1,207,491	**1,196,712**	1,323,581	1,527,902	1,805,585
	Revenues			248,688	**286,869**	279,321	277,683	298,884
	Expenditures			(259,467)	**(160,000)**	(75,000)	-	-
	End of Year			1,196,712	**1,323,581**	1,527,902	1,805,585	2,104,469

City of Northville
Line Item Budget for the Year Ended June 30, 2024 and
Five Year Plan – 2023 through 2027

ACTIVITY: Public Improvement Fund **FUND NUMBER**: 405

SUPERVISOR: City Manager

General Description of Activity

This fund was originally created to receive state shared revenue under the Cities with Racetracks program. Changes in the distribution of these funds in the early 1990's from the State level, however, caused this to become an unstable revenue source. Further changes in legislation eliminated the Cities with Racetracks program. In its place, as of January 1, 1996, the City receives breakage revenue from Northville Downs' activity from live and simulcast racing. Racetrack breakage revenue is recorded in the Public Improvement Fund when received to the extent that it exceeds the cost of providing police service at the racetrack. The breakage revenue in this fund is used to finance public improvement projects. This fund is also used to record various capital improvement projects, grant activity, and property maintenance.

Proposed Fiscal Year Overview

It has been the City's policy to not budget for the receipt of racetrack breakage revenue. However, beginning with FY 2011, once police and fire service costs at the racetrack have been met, the next $60,000 will be allocated equally to the Police and Fire Equipment Replacement Funds. This additional funding will decrease the transfer from, and lessen the burden on, the General Fund. Any additional funds received for a given fiscal year will be brought to City Council to be designated after that year's annual audit is complete. The racetrack plans to cease operations at the end of December 2023.

There are several projects are planned to be undertaken in FY 2024. See the 2023-2028 Capital Improvement Plan for further details.

- Columbarium at the Rural Hill Cemetery
- Randolph Drain, Serenity Point & River Stabilization
- Replacement of the roof and front drive/sidewalk at City Hall
- Ford Field barrier-free gateway
- Upgrade of the pedestrian warning signals along 8 Mile Road

City of Northville
Proposed 2023-24 Public Improvement Fund Budget
(with historical comparative data)

Revenues	FY22 Actual	FY23 Projected	**FY24 Proposed**	FY24 % Total
Racetrack Breakage	$ 187,614	$ 60,000	**$ 60,000**	2.4%
Grants & Donation	6,119	52,057	**1,643,783**	66.9%
Local Contributions	3,060	1,500	**-**	0.0%
Other Revenues	(36,973)	89,200	**70,200**	2.9%
Operating Transfers	560,226	408,635	**160,000**	6.5%
Appropriation of Prior Year Surplus	-	339,944	**524,201**	21.3%
Total Revenues	$ 720,046	$ 951,336	**$ 2,458,184**	100.0%

2023-24 Budgeted Revenues

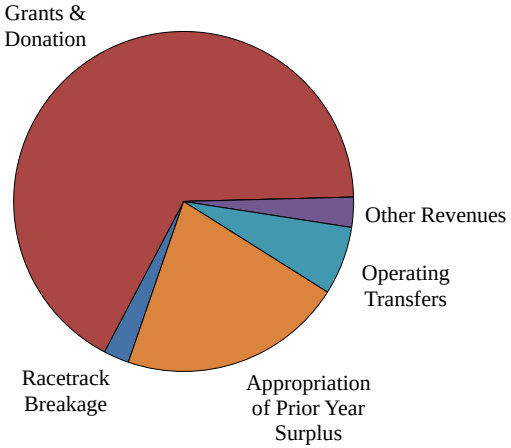

Expenditures	FY22 Actual	FY23 Projected	**FY24 Proposed**	FY24 % Total
Contributions to Other Funds	$ 262,205	$ 103,075	**$ 278,909**	11.3%
City Owned Property	25,138	834,756	**2,165,490**	88.1%
Administration and Records	13,219	13,505	**13,785**	0.6%
Unallocated Reserve	419,484	-	**-**	0.0%
Total Expenditures	$ 720,046	$ 951,336	**$ 2,458,184**	100.0%

2023-24 Budgeted Expenditures

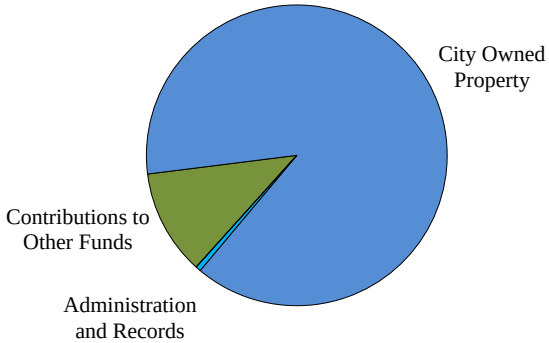

City of Northville
Line Item Budget for the Year Ended June 30, 2024 and
Five Year Plan - 2023 through 2027

PUBLIC IMPROVEMENT FUND

Account Number	Description	2020-21 Actual	2021-22 Actual	2022-23 Proposed Budget	**2023-24 Estimated Budget**	2024-25 Estimated Budget	2025-26 Estimated Budget	2026-27 Estimated Budget
REVENUES								
Racetrack Breakage								
405-000-675.000	Racetrack Breakage	169,318	187,614	60,000	**60,000**	-	-	-
Grants & Donations								
405-000-682.020	MMRMA RAP Grant	3,488	6,119	3,934	**-**	-	-	-
405-000-682.000	Other Grants	-	-	48,123	**1,643,783**	-	721,650	-
		3,488	6,119	52,057	**1,643,783**	-	721,650	-
Other								
405-000-642.010	Cemetery Sales	90,983	46,307	-	**-**	-	-	-
405-000-665.xxx	Net Investment Income	15,047	(83,280)	89,200	**70,200**	57,700	57,700	57,700
		106,030	(36,973)	89,200	**70,200**	57,700	57,700	57,700
Local Contributions								
405-000-699.05	Downtown Development Authority	-	3,060	1,500	**-**	-	-	-
		-	3,060	1,500	**-**	-	-	-
Operating Transfers								
405-000-699.101	General Fund	451,748	560,226	408,635	**160,000**	60,000	160,000	210,000
405-000-699.299	Operating Transfers from Art Comm.	-	-	-	**-**	-	-	-
		451,748	560,226	408,635	**160,000**	60,000	160,000	210,000
	Total Revenue	730,584	720,046	611,392	**1,933,983**	117,700	939,350	267,700
Fund Balance Reserve								
405-000-699.000	Appropriation of Prior Year Surplus	-	-	339,944	**524,201**	196,870	-	-
	Total Budget	730,584	720,046	951,336	**2,458,184**	314,570	939,350	267,700

- continued -

City of Northville
Line Item Budget for the Year Ended June 30, 2024 and
Five Year Plan - 2023 through 2027

PUBLIC IMPROVEMENT FUND (continued)

Account Number	Description	2020-21 Actual	2021-22 Actual	Proposed Projected	**2023-24 Proposed Budget**	2024-25 Estimated Budget	2025-26 Estimated Budget	2026-27 Estimated Budget
EXPENDITURES								
Contributions to Other Funds								
405-965-995.101	General Fund	5,590	2,205	43,075	**118,000**	-	8,000	-
405-965-995.230	Parking Fund	-	200,000	-	**-**	-	-	-
405-965-995.402	Fire Equipment Replacement Fund	30,000	30,000	30,000	**30,000**	-	-	-
405-965-995.403	Police Equipment Replacement Fund	30,000	30,000	30,000	**30,000**	-	-	-
405-965-995.661	Equipment Fund	146,278	-	-	**100,909**	-	-	-
		211,868	262,205	103,075	**278,909**	-	8,000	-
City Owned Property								
405-904-706.000	Wages/Salaries	104	-	8,500	**-**	-	-	-
405-904-707.000	Wages/Salaries - Overtime	-	-	6,000	**-**	-	-	-
405-904-725.000	Fringe Benefits	77	-	14,500	**-**	-	-	-
405-904-801.000	Contractual Services	-	-	188,135	**-**	-	-	-
405-904-803.320	Randolph Drain Assessment	-	-	40,481	**700,000**	300,000	-	-
405-904-943.000	Equipment Rental	153	-	2,500	**-**	-	-	-
405-904-955.000	Miscellaneous	-	-	8,586	**490**	500	510	520
405-904-967.200	Cemetery Improvements	-	1,401	15,000	**95,000**	-	849,000	-
405-904-971.580	Fish Hatchery Improvements	-	-	110,000	**-**	-	-	-
405-904-971.610	7 Mile Pathway Project	-	-	35,000	**-**	-	-	-
405-904-977.000	Capital Outlay	-	13,969	1,500	**-**	-	-	-
405-904-977.030	City Entrance Sign Project	1,800	5,331	105,959	**-**	-	-	-
405-904-979.000	Municipal Building Projects	10,463	2,355	109,270	**325,000**	-	-	-
405-904-979.020	Audio Visual Project	951	2,082	-	**-**	-	-	-
405-904-979.070	Farmers Market	-	-	167,325	**-**	-	-	-
405-904-979.TBD	Ford Field Barrier Gateway	-	-	-	**910,000**	-	-	-
405-904-979.TBD	Ford Field Memorial Bench Pads	-	-	-	**10,000**	-	-	-
405-904-979.TBD	Pedestrian Warning Signals Upgrade	-	-	22,000	**125,000**	-	-	-
405-904-982.040	DPW Technology Projects	4,539	-	-	**-**	-	-	-
		18,088	25,138	834,756	**2,165,490**	300,500	849,510	520

- continued -

City of Northville
Line Item Budget for the Year Ended June 30, 2024 and
Five Year Plan - 2023 through 2027

PUBLIC IMPROVEMENT FUND (continued)

Account Number	Description	2020-21 Actual	2021-22 Actual	Proposed Projected	**2023-24 Proposed Budget**	2024-25 Estimated Budget	2025-26 Estimated Budget	2026-27 Estimated Budget
Expenditures (continued)								
Administration and Records								
405-261-805.000	Auditing Service	2,588	2,219	2,285	**2,345**	2,400	2,460	2,520
405-261-965.000	Overhead-Admin & Records	11,570	11,000	11,220	**11,440**	11,670	11,900	12,140
		14,158	13,219	13,505	**13,785**	14,070	14,360	14,660
	Total Expenditures	244,114	300,562	951,336	**2,458,184**	314,570	871,870	15,180
Fund Balance Reserve								
405-999-999.00	Unallocated Reserve	486,470	419,484	-	**-**	-	67,480	252,520
405-999-999-03	Reserved for Special Projects	-	-	-	**-**	-	-	-
	Total Budget	730,584	720,046	951,336	**2,458,184**	314,570	939,350	267,700
Analysis of Fund Balance								
	Beginning of Year			4,768,643	**4,428,699**	3,904,498	3,707,628	3,775,108
	Revenues			611,392	**1,933,983**	117,700	939,350	267,700
	Expenditures			(951,336)	**(2,458,184)**	(314,570)	(871,870)	(15,180)
	End of Year			4,428,699	**3,904,498**	3,707,628	3,775,108	4,027,628

- continued -

City of Northville
Line Item Budget for the Year Ended June 30, 2024 and
Five Year Plan - 2023 through 2027

PUBLIC IMPROVEMENT FUND (continued)

Account Number	Description	2020-21 Budget	2021-22 Actual	Proposed Projected	**2023-24 Proposed Budget**	2024-25 Estimated Budget	2025-26 Estimated Budget	2026-27 Estimated Budget
	Less Fund Balance Commitments/Reserves:							
	Reserved - Investment in Land (at cost)			225,000	**225,000**	225,000	225,000	225,000
	Reserved - Cemetery			215,568	**120,568**	120,568	-	-
	Committed Breakage Funds:							
	Prior Year Breakage Yet to be Designated			223,602	**223,602**	223,602	223,602	223,602
	Police & Fire Equipment Reserves			60,000	**-**	-	-	-
	Contingency/Grant Match			44,988	**44,988**	44,988	44,988	44,988
	Non-motorized Improvments			42,730	**30,180**	30,180	30,180	30,180
	Street Sweeper			3,722	**3,722**	3,722	3,722	3,722
	Bucket Truck			50,000	**-**	-	-	-
	Fire Hall/City Hall Energy Efficiency Remodel			431,046	**106,046**	106,046	106,046	106,046
	Total Committed Breakage Funds			856,088	**408,538**	408,538	408,538	408,538
	Committed for Special Projects (Non-Breakage Funds)							
	Technology Reserve			158,766	**50,766**	60,766	62,766	72,766
	DPW Technology Upgrades			50,909	**-**	-	-	-
	Fire Hall/City Hall Energy Efficiency Remodel			849,311	**849,311**	849,311	849,311	849,311
	City Hall Generator			60,000	**60,000**	60,000	60,000	60,000
	Randolph Drain			272,907	**185,840**	-	-	-
	Fort Griswold Replacement			300,000	**300,000**	300,000	300,000	300,000
	Ford Field Improvements			50,000	**50,000**	50,000	50,000	50,000
	Contingency/Grant Match			203,810	**203,810**	203,810	203,810	203,810
	Projects TBD			1,095,920	**1,245,920**	1,295,920	1,445,920	1,645,920
	Total Committed Fund Balance for Special Projects			3,041,623	**2,945,647**	2,819,807	2,971,807	3,181,807
	Unreserved/Uncommitted Fund Balance, End of Year			90,420	**204,745**	133,715	169,763	212,283

SECTION VII

INTERNAL SERVICE FUND

The City's only budgeted internal service fund is the Equipment Fund. It has an overview, graphs demonstrating revenues and expenditures, and a five-year line item budget.

City of Northville
Line Item Budget for the Year Ended June 30, 2024 and
Five Year Plan – 2023 through 2027

ACTIVITY: Equipment Fund **FUND NUMBER**: 661

SUPERVISOR: Director, Department of Public Works

General Description of Activity

This fund provides for the maintenance, repair and replacement of City-owned equipment and the public works yard. The major source of revenue for this fund comes from internal equipment rental charges. These charges are determined using published Michigan Department of Transportation equipment rates. The Equipment Fund is intended to be a self-sustaining internal service fund.

Proposed Fiscal Year Overview

Proposed is the purchase of a bucket truck, a new sidewalk snow remover, and upgrading the fuel pump system. Staff will continue developing a 20-year equipment replacement plan with the goal of keeping this fund self-sustaining in the future.

Long Term Plan

Further development of a 20-year equipment replacement plan. The salt shed is planned for replacement in FY25. The vactor truck purchased in 2007 and a snow plow truck purchased in 2006 are both due for replacement. However, there is not enough cash in this fund to support these purchases.

Performance Measures

	FY2020 Actual	FY2021 Actual	FY2022 Actual	FY2023 Projected	FY2024 Estimated
Efficiency & Effectiveness Measures					
Equipment Availability	84%	89%	88%	90%	90%

City of Northville
Proposed 2023-24 Equipment Fund Budget
(with historical comparative data)

Revenues	FY22 Actual	FY23 Projected	**FY24 Proposed**	FY24 % Total
Equipment Rental	$ 283,985	$ 284,430	**$ 287,235**	59.0%
Cell Tower Revenue	34,106	34,106	**34,106**	7.0%
Other Revenues	37,293	31,712	**26,042**	5.4%
Operating Transfers	-	-	**100,909**	20.8%
Appropriation of Prior Year Surplus	-	29,197	**37,800**	7.8%
Total Revenues	$ 355,384	$ 379,445	**$ 486,092**	100.0%

2023-24 Budgeted Revenues

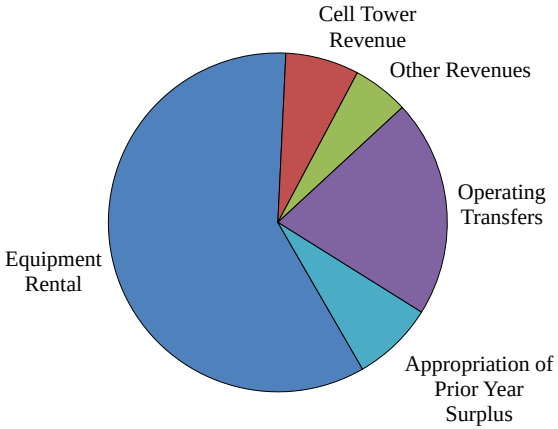

Expenditures by Department	FY22 Actual	FY23 Projected	**FY24 Proposed**	FY24 % Total
Building and Grounds	$ 67,988	$ 77,965	**$ 77,232**	15.9%
Administration	99,190	78,410	**80,440**	16.5%
Equipment Operations and Maintenance	173,054	223,070	**328,420**	67.6%
Reserve for Maintenance and Repair	15,152	-	**-**	-
Total Expenditures	$ 355,384	$ 379,445	**$ 486,092**	100.0%

2023-24 Budgeted Expenditures

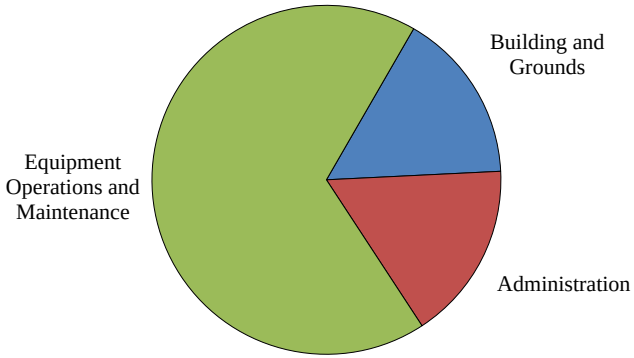

Expenditures by Type	**FY24 Proposed**	FY24 % Total
Personnel	**94,955**	20%
Operating Costs	**236,137**	49%
Capital Outlay	**155,000**	32%
	486,092	100%

City of Northville
Line Item Budget for the Year Ended June 30, 2024 and
Five Year Plan - 2023 through 2027

EQUIPMENT FUND

		2020-21 Actual	2021-22 Actual	2022-23 Projected	**2023-24 Proposed Budget**	2024-25 Estimated Budget	2025-26 Estimated Budget	2026-27 Estimated Budget
Revenues								
661-000-665.xxx	Net Investment Income	256	(530)	570	**420**	295	295	295
661-000-665.120	Interest Revenue - Leases		24,586	24,132	**23,622**	23,053	22,420	21,722
661-000-642.090	Fuel Surcharge	1,125	1,110	1,500	**2,000**	2,000	2,000	2,000
661-000-643.000	Miscellaneous Revenue	-	216	-	**-**	-	-	-
661-000-667.050	Cell Tower Lease Revenue	-	34,106	34,106	**34,106**	34,106	34,106	34,106
661-000-670.000	Equipment Rental	326,448	283,985	284,430	**287,235**	290,070	292,920	295,800
661-000-673.000	Sale of Equipment	9,000	11,911	5,510	**-**	-	-	-
		336,829	355,384	350,248	**347,383**	349,524	351,741	353,923
Operating Transfers								
661-000-699.405	Public Improvement Fund	146,278	-	-	**100,909**	-	-	-
661-000-699.596	Refuse and Recycling	-	-	-	**-**	-	-	-
		146,278	-	-	**100,909**	-	-	-
	Total Revenues	483,107	355,384	350,248	**448,292**	349,524	351,741	353,923
Retained Earnings								
661-000-699.000	Approp. of Prior Year Surplus	-	-	29,197	**37,800**	160,324	50,719	35,382
	Total Budget	483,107	355,384	379,445	**486,092**	509,848	402,460	389,305

- continued -

City of Northville
Line Item Budget for the Year Ended June 30, 2024 and
Five Year Plan - 2023 through 2027

EQUIPMENT FUND (continued)

		2020-21 Actual	2021-22 Actual	2022-23 Projected	**2023-24 Proposed Budget**	2024-25 Estimated Budget	2025-26 Estimated Budget	2026-27 Estimated Budget
Expenses								
Building and Grounds								
661-265-706.000	Wages/Salaries	16,409	15,708	13,415	**13,750**	13,925	13,925	13,925
661-265-707.000	Wages/Salaries - Overtime	663	518	250	**260**	260	260	260
661-265-725.000	Fringe Benefits	12,878	14,446	13,335	**13,670**	13,840	13,840	13,840
661-265-726.600	Maintenance Supplies	6,738	5,011	7,000	**7,000**	7,000	7,000	7,000
661-265-801.000	Contractual Service	5,053	4,103	12,100	**10,100**	10,100	10,100	10,100
661-265-920.000	Trash Service	1,966	1,905	1,040	**1,062**	1,083	1,105	1,105
661-265-920.010	Electrical Service	6,967	6,378	7,285	**7,430**	7,580	7,730	7,880
661-265-920.020	Natural Gas Service	4,705	7,405	8,115	**8,280**	8,450	8,620	8,790
661-265-920.030	Water & Sewer Service	3,729	2,926	5,000	**5,100**	5,200	5,300	5,410
661-265-920.050	ERC LED Payback	1,044	3,558	4,270	**4,270**	4,270	4,270	4,270
661-265-920.060	Elec Savings Tsfr'd to Sustainability	199	678	680	**680**	680	680	680
661-265-956.000	Contingencies	-	-	-	**-**	280	570	870
661-265-962.000	Liability/Pool Insurance	1,169	1,190	1,355	**1,390**	1,430	1,470	1,510
661-265-962.010	Insurance - Underground Storage	3,804	4,164	4,120	**4,240**	4,370	4,500	4,640
		65,324	67,988	77,965	**77,232**	78,468	79,370	80,280
Administration								
661-261-726.000	Office Supplies	33	46	50	**50**	50	50	50
661-261-801.190	Computer Program Services	995	555	-	**-**	-	-	-
661-261-805.000	Auditing Service	2,156	2,218	-	**-**	-	-	-
661-261-853.000	Telephone	6,429	6,490	7,480	**7,480**	7,480	7,480	7,480
661-261-962.000	Insurance	1,119	1,059	880	**910**	940	970	1,000
661-261-965.000	Overhead	10,000	10,000	-	**-**	-	-	-
661-261-968.000	Depreciation Expense	71,447	78,822	70,000	**72,000**	72,000	72,000	72,000
		92,178	99,190	78,410	**80,440**	80,470	80,500	80,530

- continued -

City of Northville
Line Item Budget for the Year Ended June 30, 2024 and
Five Year Plan - 2023 through 2027

EQUIPMENT FUND (continued)

Equipment Operations and Maintenance		2020-21 Actual	2021-22 Actual	2022-23 Projected	**2023-24 Proposed Budget**	2024-25 Estimated Budget	2025-26 Estimated Budget	2026-27 Estimated Budget
661-532-706.000	Wages/Salaries	27,410	36,574	32,090	**32,895**	33,305	33,305	33,305
661-532-707.000	Wages/Salaries - Overtime	427	476	1,125	**1,155**	1,170	1,170	1,170
661-532-725.000	Fringe Benefits	26,638	35,190	34,215	**33,225**	33,640	33,640	33,640
661-532-775.100	Small Tools & Misc Equipment	8,042	4,872	10,000	**5,000**	5,000	5,000	5,000
661-532-775.800	Automotive Parts	27,808	35,286	35,000	**35,700**	36,410	37,140	37,880
661-532-775.900	Fuel and Oil	11,783	10,436	19,000	**19,000**	19,000	19,000	19,000
661-532-874.000	Unfunded Pension Contributions	13,119	16,500	17,315	**16,595**	16,595	16,595	10,790
661-532-876.000	Retiree Medical/Dental Premiums	19,062	9,416	-	**-**	-	-	-
661-532-932.000	Maintenance & Repair Service	17,336	14,604	20,000	**20,000**	20,000	20,000	20,000
661-532-955.270	Underground Tank Registration	1,403	1,579	1,000	**1,000**	1,000	1,000	1,000
661-532-956.000	Contingencies	-	-	-	**-**	670	1,350	2,040
661-532-962.500	Vehicle Insurance	7,704	8,122	8,595	**8,850**	9,120	9,390	9,670
661-532-977.000	Capital Outlay - Equipment	-	-	44,730	**155,000**	175,000	65,000	55,000
		160,730	173,054	223,070	**328,420**	350,910	242,590	228,495
	Total Expenses	318,233	340,232	379,445	**486,092**	509,848	402,460	389,305
Retained Earnings								
661-999-999.040	Reserve for Maint & Repair	164,874	15,152	-	**-**	-	-	-
	Total Budget	483,107	355,384	379,445	**486,092**	509,848	402,460	389,305

Analysis of Cash Flow* **(*Assumes minimal changes in net current assets.)**						
Beginning of Year	90,798	**111,496**	127,561	23,187	30,625
Revenues	350,248	**448,292**	349,524	351,741	353,923
Expenses	(379,445)	**(486,092)**	(509,848)	(402,460)	(389,305)
Add back: non-cash activity	49,895	**53,865**	55,950	58,157	60,490
End of Year	111,496	**127,561**	23,187	30,625	55,733

SECTION VIII

Component Units

This section details the proposed activities of the Northville Downtown Development Authority (DDA) and the Brownfield Redevelopment Authority (BRA). The DDA is a Tax Incremental Finance Authority established by City ordinance in 1978 under Public Act 197. The DDA captures incremental tax increases to fund programs, improvements, and activities to enhance the downtown commercial district. The BRA is to facilitate the implementation of Brownfield Plans within the City. Included in this section is the overview, graphs demonstrating revenues and expenditures, and a five-year line item budget.

City of Northville
Line Item Budget for the Year Ended June 30, 2024 and
Five Year Plan – 2023 through 2027

ACTIVITY: Brownfield Redevelopment Authority - Admin **FUND NUMBER**: 243

SUPERVISOR: City Manager

General Description of Activity

The purpose of the Brownfield Redevelopment Authority (BRA) is to facilitate the implementation of Brownfield Plans relating to the identification and treatment of environmentally distressed, functionally obsolete and/or blighted areas so as to promote revitalization within the municipal limits of the City of Northville. The Brownfield Authority composition includes seven members.

Proposed Fiscal Year Overview

On May 23, 2022, the BRA approved and on June 20 ,2022, the City Council approved an Act 381 Brownfield Plan for the Foundry Flask Redevelopment Project (Foundry Flask). It is anticipated that collection of tax increment revenue and reimbursement of eligible activities will begin for the Foundry Flask project in FY 2026. The collection of the 5% administration fee will also begin then.

Until that time, the only anticipated expenditures in this fund are administrative in nature and will need to funded by operating transfers from the General Fund. The General Fund can be reimbursed once sufficient administrative fees have been collected.

Long Term Goals & Objectives

This fund will remain in existence for the duration of any approved Brownfield redevelopment plans.

City of Northville
Proposed 2023-24 Brownfield Redevelopment Authority - Admin Budget
(with historical comparative data)

Revenues	FY22 Actual	FY23 Projected	**FY24 Proposed**	FY24 % Total
Administration Fees	$ -	$ -	**$ -**	0.0%
Application Fees	4,000	4,000	**-**	0.0%
Operating Transfer General Fund	8,043	10,145	**4,580**	100.0%
Approp of Prior Year Surplus	-	-	**-**	0.0%
Total Revenues	$ 12,043	$ 14,145	**$ 4,580**	100.0%

2023-24 Budgeted Revenues

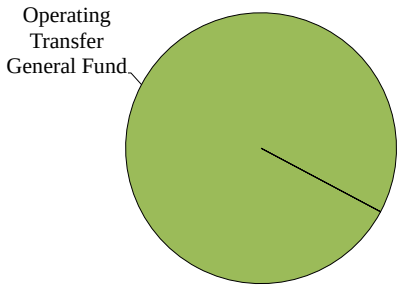

Expenditures	FY22 Actual	FY23 Projected	**FY24 Proposed**	FY24 % Total
Administrative Expenditures	12,043	14,145	**4,580**	100.0%
Unallocated Reserve	-	-	**-**	0.0%
Total Expenditures	$ 12,043	$ 14,145	**$ 4,580**	100.0%

2023-24 Budgeted Expenditures

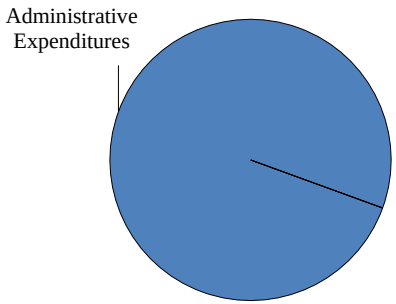

City of Northville
Line Item Budget for the Year Ended June 30, 2024 and
Five Year Plan - 2023 through 2027

BROWNFIELD REDEVELOPMENT AUTHORITY - ADMIN

		2020-21 Actual	2021-22 Actual	2022-23 Projected	**2023-24 Proposed Budget**	2024-25 Estimated Budget	2025-26 Estimated Budget	2026-27 Estimated Budget
Revenue								
243-000-TBD	Administration Fees	-	-	-	**-**	-	17,392	17,578
243-000-490.240	Application Fees	-	4,000	4,000	**-**	-	-	-
		-	4,000	4,000	**-**	-	17,392	17,578
Operating Transfers								
243-000-699.101	General Fund	-	8,043	10,145	**4,580**	1,500	-	-
	Total Revenue	-	12,043	14,145	**4,580**	1,500	17,392	17,578
Fund Balance Reserve								
243-000-699.000	Approp of Prior Years' Surplus	-	-	-	**-**	-	(15,892)	(16,078)
	Total Budget	-	12,043	14,145	**4,580**	1,500	1,500	1,500
Expenditures								
243-261-801.000	Contractual Services	-	10,393	12,100	**4,480**	1,400	1,400	1,400
243-261-802.110	Transcription Services	-	1,650	2,045	**100**	100	100	100
		-	12,043	14,145	**4,580**	1,500	1,500	1,500
	Total Expenditures	-	12,043	14,145	**4,580**	1,500	1,500	1,500
Fund Balance Reserve								
243-999-999.000	Unallocated Reserve	-	-	-	**-**	-	15,892	16,078
		-	-	-	**-**	-	15,892	16,078
	Total Budget	-	12,043	14,145	**4,580**	1,500	17,392	17,578
Analysis of Fund Balance:								
	Beginning of Year			-	**-**	-	-	15,892
	Revenues			14,145	**4,580**	1,500	17,392	17,578
	Expenditures			(14,145)	**(4,580)**	(1,500)	(1,500)	(1,500)
	End of Year Fund Balance			-	**-**	-	15,892	31,970

City of Northville
Line Item Budget for the Year Ended June 30, 2024 and
Five Year Plan – 2023 through 2027

ACTIVITY: Brownfield Redevelopment Authority - Foundry **FUND NUMBER**: 245

SUPERVISOR: City Manager

General Description of Activity

The purpose of the Brownfield Redevelopment Authority (BRA) is to facilitate the implementation of Brownfield Plans relating to the identification and treatment of environmentally distressed, functionally obsolete and/or blighted areas so as to promote revitalization within the municipal limits of the City of Northville. The Brownfield Authority composition includes seven members.

Proposed Fiscal Year Overview

On May 23, 2022, the BRA approved and on June 20, 2022, the City Council approved an Act 381 Brownfield Plan for the Foundry Flask Redevelopment Project (Foundry Flask). Subject to a reimbursement agreement executed on December 7, 2022, the developer may receive the benefit of reimbursement from Tax Increment Revenue (TIR) for the cost of Eligible Activities undertaken by the developer.

It is anticipated that collection of TIR and reimbursement of eligible activities will begin in FY 2026.

Long Term Goals & Objectives

This fund will remain in existence for 18 years from the beginning date of the capture of TIR, or for the duration necessary to complete the reimbursement of eligible expenses for the project and contributions into the Local Brownfield Revolving Fund, whichever is less.

City of Northville
Line Item Budget for the Year Ended June 30, 2024 and
Five Year Plan - 2023 through 2027

BROWNFIELD REDEVELOPMENT AUTHORITY - FOUNDRY

		2020-21 Actual	2021-22 Actual	2022-23 Projected	**2023-24 Proposed Budget**	2024-25 Estimated Budget	2025-26 Estimated Budget	2026-27 Estimated Budget
Revenue								
	Captured Property Taxes =							
	Taxable Value Subject to Capture			-	-	-	6,241,518	6,308,336
	x Estimated Tax Levies per Mill			0.0000	**0.0000**	0.0000	55.7289	55.7289
	Gross Tax Capture	-	-	-	-	-	347,833	351,557
	Less 5% Administrative Fee	-	-	-	-	-	17,392	17,578
245-000-404.000	Captured Property Taxes	-	-	-	-	-	330,441	333,979
Operating Transfers								
245-000-699.101	General Fund	-	314	-	-	-	-	-
	Total Revenue	-	314	-	-	-	330,441	333,979
Fund Balance Reserve								
245-000-699.000	Approp of Prior Years' Surplus	-	-	-	-	-	-	-
	Total Budget	-	314	-	-	-	330,441	333,979
Expenditures								
245-261-801.000	Contractual Services	-	314	-	-	-	7,500	7,500
245-261-TBD	SET to State Revolving Fund	-	-	-	-	-	18,725	18,925
245-261-TBD	Developer Reimbursement	-	-	-	-	-	304,216	307,554
		-	314	-	-	-	330,441	333,979
	Total Expenditures	-	314	-	-	-	330,441	333,979
Fund Balance Reserve								
245-999-999.000	Unallocated Reserve	-	-	-	-	-	-	-
		-	-	-	-	-	-	-
	Total Budget	-	314	-	-	-	330,441	333,979
Analysis of Fund Balance:								
	Beginning of Year			-	-	-	-	-
	Revenues			-	-	-	330,441	333,979
	Expenditures			-	-	-	(330,441)	(333,979)
	End of Year Fund Balance			-	-	-	-	-

City of Northville
Line Item Budget for the Year Ended June 30, 2024 and
Five Year Plan – 2023 through 2027

ACTIVITY: Brownfield Redevelopment Authority – Downs **FUND NUMBER**: 246

SUPERVISOR: City Manager

General Description of Activity

The purpose of the Brownfield Redevelopment Authority (BRA) is to facilitate the implementation of Brownfield Plans relating to the identification and treatment of environmentally distressed, functionally obsolete and/or blighted areas so as to promote revitalization within the municipal limits of the City of Northville. The Brownfield Authority composition includes seven members.

Proposed Fiscal Year Overview

On December 21, 2022 the BRA approved an Act 381 Brownfield Plan for the Downs Redevelopment Project (Downs). Since the City Council has not yet approved the plan, there is no budget presented.

Long Term Goals & Objectives

This fund will remain in existence until the duration as stipulated in Section III E of the Brownfield Plan of The Downs Redevelopment is reached.

City of Northville
Line Item Budget for the Year Ended June 30, 2024 and
Five Year Plan - 2023 through 2027

BROWNFIELD REDEVELOPMENT AUTHORITY - DOWNS

		2020-21 Actual	2021-22 Actual	2022-23 Projected	**2023-24 Proposed Budget**	2024-25 Estimated Budget	2025-26 Estimated Budget	2026-27 Estimated Budget
Revenue								
	Captured Property Taxes =							
	Taxable Value Subject to Capture			-	-	-	-	-
	x Estimated Tax Levies per Mill			0.0000	**0.0000**	0.0000	0.0000	0.0000
246-000-404.000	Captured Property Taxes	-	-	-	-	-	-	-
246-000-626.010	Developer Reimbursement	-	5,186	-	-	-	-	-
		-	5,186	-	-	-	-	-
Operating Transfers								
246-000-699.101	General Fund	-	4,343	-	-	-	-	-
	Total Revenue	-	9,529	-	-	-	-	-
Fund Balance Reserve								
246-000-699.000	Approp of Prior Years' Surplus	-	-	-	-	-	-	-
	Total Budget	-	9,529	-	-	-	-	-
Expenditures								
246-261-801.000	Contractual Services	-	-	-	-	-	-	-
246-261-802.010	Legal Services	-	9,529	-	-	-	-	-
246-261-802.110	Transcription Services	-	-	-	-	-	-	-
		-	9,529	-	-	-	-	-
	Total Expenditures	-	9,529	-	-	-	-	-
Fund Balance Reserve								
246-999-999.000	Unallocated Reserve	-	-	-	-	-	-	-
		-	-	-	-	-	-	-
	Total Budget	-	9,529	-	-	-	-	-
Analysis of Fund Balance:								
	Beginning of Year			-	-	-	-	-
	Revenues			-	-	-	-	-
	Expenditures			-	-	-	-	-
	End of Year Fund Balance			-	-	-	-	-

City of Northville
Line Item Budget for the Year Ended June 30, 2024 and
Five Year Plan – 2023 through 2027

ACTIVITY: Downtown Development Authority **FUND NUMBER**: 248

SUPERVISOR: Downtown Development Authority

Downtown Development Authority – continued

General Description of Activity

The Northville Downtown Development Authority (DDA) was created in 1978 to halt the deteriorating property values in downtown Northville. In subsequent years the Development Area described in the original plan was expanded, and several times the Plan was amended in scope. In 1997, the Northville City Council approved a two-mill operating levy as recommended by the DDA Board of Directors and allowed by State statute. The two-mill levy has been permanently reduced 1.8093 mills due to Headlee.

In February 2015 the DDA and City held public hearings to amend and restate the Development and Tax Increment Financing Plan for Northville. The Amended and Restated Plan consolidated the original Plan and the five subsequent amendments to the Plan into one clear and concise document and adjusts the DDA's Development Area and Downtown District boundaries to make the two boundaries congruent. The Plan, which expires in 2040, identifies DDA projects that will be funded by TIF revenue and provides estimates and prioritization to these projects.

In 2016, the Northville DDA and the Northville City Council updated the Strategic Plan for Downtown Northville. The previous Strategic Plan was adopted in 2006 and had served as the blueprint for planning and development over the past decade. The updated Plan outlines recommendations for the physical and economic revitalization of the downtown. The plan includes short- and long-term action plans, cost estimates, financing/revenue sources, prioritized tasks, and a timeline. To assist in the implementation of the updated Strategic Plan, the DDA utilized the committee structure which assigns each recommendation to a DDA Committee: Organization, Design, Marketing, Economic Development and Parking.

The DDA staff allocates its time between physical improvement projects, economic development, parking, business recruitment and retention, planning, website maintenance, administrative duties, marketing, and special events. Time is also spent working with the Northville Central Business Association, Chamber of Commerce, and City officials to achieve and maintain a vibrant and economically viable downtown. Currently the DDA is staffed by a full time Executive Director, a part-time Marketing and Communications Director, a part-time Administrative Assistant, and 3 seasonal employees.

Downtown Development Authority – continued

In June of 2020, the DDA presented a plan to Northville City Council that allowed two of the streets in downtown to be closed to vehicular traffic due to Covid restrictions. This provided the opportunity for the restaurants to expand their outdoor dining into the streets as restrictions were placed on indoor dining and social distancing. In addition, the retailers were allowed to merchandise and vend on City sidewalks. Musical entertainment was modified to provide background music to visitors and diners.

In August 2020, Northville City Council approved the establishment of a downtown Social District for Northville. Northville was one of the first communities in Michigan to establish a Social District, called the Twist. Fifteen restaurants/businesses have applied for and received a Social District license which permits them to sell alcohol in special "to go" cups that are identified with logos from both the licensed business/restaurant and the Social District. The alcohol can be consumed in a clearly marked commons area downtown which includes the sidewalks, streets, and public plazas.

In December 2020, the DDA partnered with a downtown business to deliver a unique winter dining experience. A successful fundraising effort resulted in the creation of four food stands and six dining pods. The stands and pods were designed, fabricated, and installed on E. Main and N. Center Streets, allowing restaurants to sell seasonal food to diners that could be consumed downtown in an open-air environment. The Heat in the Street effort was a tremendous success bringing visitors from all over to enjoy the festive experience.

In February 2021, the Northville City Council voted unanimously to allow the streets to continue to be closed to vehicular traffic for another full year. The DDA and City, working together, continued to provide opportunities for Northville businesses to recover from the impacts of the pandemic. During this time period, the DDA postponed most of its other projects to allow DDA staff and resources to be devoted to the business community's recovery.

City of Northville
Line Item Budget for the Year Ended June 30, 2024 and
Five Year Plan – 2023 through 2027

Proposed Fiscal Year Overview

The taxable value subject to DDA capture increased 4% from last year generating an additional $32,897 in captured taxes. The State is anticipated to reimburse $24,000 to the DDA for the small taxpayer exemption from personal property with taxable values of less than $90,000. The taxable value for the DDA's special levy increased 4%. The 2-mill levy has been permanently reduced to 1.8093 due to Headlee. That levy provides for an additional $4,530 over the prior year.

In August 2022, the Northville City Council vote to allow the roads to remain closed to vehicular traffic to allow businesses to continue to expand into the streets and sidewalks. The DDA and City Council have been working together on the development of a pedestrian plan and funding strategy for the downtown area. The unassigned fund balance for the end of fiscal year 2024 is projected at $250,217, which is approximately 25% of the DDA's annual revenues. In addition, accumulated fund balance restricted for street improvements within the DDA boundaries will be utilized for repair of Main Street.

The City and DDA jointly fund the improvements, operation, and maintenance of the City's parking system. Public Works is charged with the maintenance of the structures and the lots. Annually, the DDA makes an operating transfer to the Parking Fund for approximately 82% of the parking system maintenance costs. These expenses include lighting, sweeping, salting, striping, snow plowing and removal, and minor maintenance issues.

Approximately 33%, or $50,000, of the street lighting costs for the entire City will be transferred to the General Fund to cover the downtown street lighting and electrical costs. Previously, $25,000 was budgeted to be transferred to the Parking Fund for specific improvements to the decks made beyond normal maintenance. However, that is eliminated from the budget beginning with FY2024.

Departmental Goals and Objectives

- Explore grants, sponsorships and other means of financing the DDA's projects and programs.
- Complete decorative street lighting project removing high pressure sodium lights and replacing them with LED.
- Implement the 20-year maintenance plan for parking decks and surface lots.
- Monitor performance of electric vehicle (EV) charging stations and ensure sufficient units are installed.
- Develop an inventory of spaces in the downtown and update monthly.
- Repair pavilion, replacement of the fire pits, and installation of additional bike racks are planned.

Downtown Development Authority – continued

Performance Measures

Measure	FY2020 Actual	FY2021 Actual	FY2022 Actual	FY2023 Projected	FY2024 Estimated
Inputs & Outputs					
Number of Print Ads Run	12	14	20	20	20
Number of TV Spots/Features	3	2	5	10	10
Number of Press Releases Sent	15	10	10	12	12
Number of Press Coverage Received	35	30	30	30	35
Number of Social Media Posts	2,500	2,500	2,700	2,800	2,800
Number of Social Media Promoted Posts	6	2	4	4	4
Facebook Followers	n/a	13,881	14,900	15,800	16,200
Instagram Followers	n/a	4,683	5,666	7,000	8,000

City of Northville
Proposed 2023-24 Downtown Development Authority Budget
(with historical comparative data)

Revenues	FY22 Actual	FY23 Projected	**FY24 Proposed**	FY24 % Total
Captured Property Taxes	$ 767,750	$ 815,346	**$ 848,243**	76.9%
DDA Operating Levy	63,393	65,544	**70,074**	6.3%
Local Community Stabilization Share	39,868	24,431	**24,000**	2.2%
Sponsorships	29,285	38,682	**39,000**	3.5%
Other Revenues	6,524	55,662	**34,705**	3.1%
Approp of Prior Year Surplus	-	-	**88,008**	8.0%
Total Revenues	$ 906,820	$ 999,665	**$ 1,104,030**	100.0%

2023-24 Budgeted Revenues

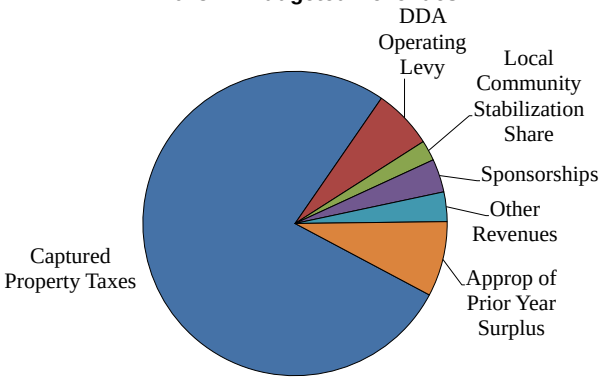

Expenditures by Committee	FY22 Actual	FY23 Projected	**FY24 Proposed**	FY24 % Total
Design	205,934	264,930	**446,550**	40.4%
Marketing & Business Mix	131,654	165,220	**169,690**	15.4%
Parking	158,908	186,200	**164,565**	14.9%
Organizational	102,272	112,070	**85,870**	7.8%
Economic Development	46,929	68,910	**38,385**	3.5%
DPW Services	24,478	28,455	**28,895**	2.6%
Debt	174,685	169,880	**170,075**	15.4%
Unallocated Reserve	61,961	-	**-**	0.0%
Total Expenditures	$ 906,820	$ 995,665	**$ 1,104,030**	100.0%

2023-24 Budgeted Expenditures

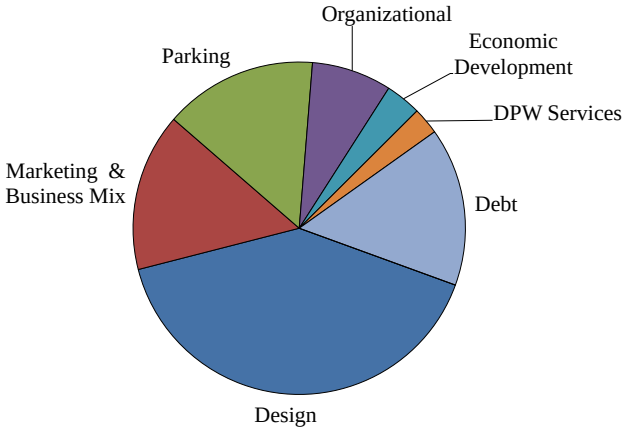

Expenditures by Type	**FY24 Proposed**	FY24 % Total
Personnel	**272,115**	25%
Operating Costs	**625,915**	57%
Capital Outlay	**206,000**	19%
	1,104,030	100%

City of Northville
Line Item Budget for the Year Ended June 30, 2024 and
Five Year Plan - 2023 through 2027

DOWNTOWN DEVELOPMENT AUTHORITY

		2020-21 Actual	2021-22 Actual	2022-23 Projected	**2023-24 Proposed Budget**	2024-25 Estimated Budget	2025-26 Estimated Budget	2026-27 Estimated Budget
Revenue								
	Captured Property Taxes =							
	Taxable Value Subject to Capture			30,453,952	**31,926,577**	32,565,109	33,216,411	33,880,739
	x Estimated Tax Levies per Mill			26.7733	**26.5688**	26.5688	25.4713	25.4713
	DDA Operating Levy =							
	Prior Years' Millage Approved			1.8093	**1.8093**	1.8093	1.8093	1.8093
	x Millage Reduction Fraction			1.0000	**1.0000**	1.0000	1.0000	1.0000
	= Allowable Levy			1.8093	**1.8093**	1.8093	1.8093	1.8093
	x DDA Taxable Value per Mill			37,257	**38,730**	39,504	40,294	41,100
248-000-404.000	Captured Property Taxes	734,235	767,750	815,346	**848,243**	865,208	846,057	862,978
248-000-451.000	DDA Operating Levy	61,007	63,393	65,544	**70,074**	71,475	72,904	74,362
248-000-412.000	Delinquent Personal Property Taxes	321	727	-	**-**	-	-	-
248-000-418.000	Property Taxes - Other	(5,485)	6,226	(1,000)	**(1,000)**	(1,000)	(1,000)	(1,000)
248-000-490.090	Newspaper Rack Registration Fees	-	180	180	**180**	180	180	180
248-000-490.100	Outdoor Dining/Retail Permits	21,768	11,397	13,846	**15,000**	15,000	15,000	15,000
248-000-528.000	Other Federal Grants	20,212	-	-	**-**	-	-	-
248-000-573.000	Local Community Stabilization Share	34,092	39,868	24,431	**24,000**	24,000	24,000	24,000
248-000-626.000	Miscellaneous Revenue	-	-	561	**200**	200	200	200
248-000-626.010	Developer Reimbursement	-	-	20,000	**-**	-	-	-
248-000-626.110	EV Charging Station Revenue	-	1,513	1,515	**1,515**	1,515	1,515	1,515
248-000-665.xxx	Net Investment Income	3,003	(16,134)	15,860	**12,110**	9,110	9,110	9,110
248-000-667.020	Rental Income - Town Square	340	1,360	700	**700**	700	700	700
248-000-674.020	Sponsorships - Heat in the Street	125,433	825	-	**-**	-	-	-
248-000-677.000	Sponsorships	46,900	28,460	38,682	**39,000**	39,000	39,000	39,000
248-000-678.000	Insurance Proceeds	5,072	1,256	-	**6,000**	6,000	6,000	6,000
		1,046,899	906,820	995,665	**1,016,022**	1,031,388	1,013,666	1,032,045
	Total Revenue	1,046,899	906,820	995,665	**1,016,022**	1,031,388	1,013,666	1,032,045
Fund Balance Reserve								
248-000-699.000	Approp of Prior Years' Surplus	-		-	**88,008**	-	-	-
	Total Budget	1,046,899	906,820	995,665	**1,104,030**	1,031,388	1,013,666	1,032,045

- continued -

City of Northville
Line Item Budget for the Year Ended June 30, 2024 and
Five Year Plan - 2023 through 2027

DOWNTOWN DEVELOPMENT AUTHORITY (continued)

Expenditures	2020-21 Actual	2021-22 Actual	2022-23 Projected	**2023-24 Proposed Budget**	2024-25 Estimated Budget	2025-26 Estimated Budget	2026-27 Estimated Budget
Design							
248-741-706.000 Wages-Regular Full Time	17,150	17,683	22,605	**23,175**	23,465	23,465	23,465
248-741-707.000 Wages - Overtime Seasonal	-	90	-	**-**	-	-	-
248-741-709.000 Wages - Seasonals	45,243	53,810	64,880	**64,880**	64,880	64,880	64,880
248-741-725.000 Fringe Benefits	11,334	12,168	14,705	**14,825**	14,950	14,950	14,950
248-741-726.000 Supplies	356	995	300	**300**	300	300	300
248-741-775.200 Downtown Materials	24,152	23,587	27,145	**29,000**	56,500	29,000	29,000
248-741-775.210 Social District Expenditures	-	2,714	1,330	**3,000**	2,000	2,000	2,000
248-741-775.900 Fuel & Oil	279	822	1,000	**1,000**	1,000	1,000	1,000
248-741-801.000 Contractual Services	20,767	22,681	24,970	**26,620**	24,870	26,620	24,870
248-741-801.160 Public Restroom Program	4,326	3,265	4,000	**4,000**	4,000	4,000	4,000
248-741-920.010 Electical Service	7,342	6,909	5,000	**5,100**	5,200	5,300	5,400
248-741-920.020 Natural Gas Service	9,548	18,561	18,600	**18,610**	18,980	19,360	19,740
248-741-920.030 Water Service - Irrigation	2,724	2,356	9,300	**9,760**	10,240	10,740	11,270
248-741-938.120 Landscape Maintenance	33,980	31,446	35,310	**37,810**	37,810	37,810	37,810
248-741-938.160 Brick Repair & Maintenance	-	-	2,000	**2,000**	2,000	2,000	2,000
248-741-955.210 Signage and Marker Projects	-	-	500	**-**	-	-	-
248-741-962.500 Vehicle Insurance	385	406	455	**470**	480	490	500
248-741-967.000 Capital Outlay <$5,000	1,000	-	-	**-**	-	-	-
248-741-976.010 Street Furnishings	25,675	5,380	31,330	**96,000**	20,000	20,000	20,000
248-741-977.000 Capital Outlay . $5,000	158,031	-	-	**-**	25,000	-	-
248-741-995.204 Transfer to City - Roads	-	-	-	**110,000**	-	-	-
248-741-995.405 Transfer to City - Cameras	-	3,060	1,500	**-**	-	-	-
	362,293	205,934	264,930	**446,550**	311,675	261,915	261,185

- continued -

City of Northville
Line Item Budget for the Year Ended June 30, 2024 and
Five Year Plan - 2023 through 2027

DOWNTOWN DEVELOPMENT AUTHORITY (continued)

		2020-21 Actual	2021-22 Actual	2022-23 Projected	**2023-24 Proposed Budget**	2024-25 Estimated Budget	2025-26 Estimated Budget	2026-27 Estimated Budget
Expenditures (continued)								
Marketing & Business Mix								
248-742-706.000	Wages-Regular Full Time	17,150	17,683	18,085	**18,540**	18,775	18,775	18,775
248-742-709.000	Wages - Part Time	16,180	15,938	30,865	**31,640**	32,035	32,035	32,035
248-742-725.000	Fringe Benefits	8,367	8,341	9,270	**9,425**	9,505	9,505	9,505
248-742-726.000	Supplies	-	-	50	**50**	50	50	50
248-742-801.000	Contractual Services	50,764	41,450	54,365	**54,365**	54,365	54,365	54,365
248-742-801.340	Web Site	1,404	1,040	1,320	**1,320**	1,320	1,320	1,320
248-742-955.160	Downtown Programs & Promotions	45,674	45,942	49,900	**53,600**	53,600	53,600	53,600
248-742-955.190	Business Retention Program	-	1,261	1,365	**750**	2,750	750	2,750
		139,539	131,654	165,220	**169,690**	172,400	170,400	172,400
Parking								
248-743-706.000	Wages-Regular Full Time	8,575	8,842	9,045	**9,270**	9,390	9,390	9,390
248-743-709.000	Wages-Part Time Admin	1,618	1,594	-	**-**	-	-	-
248-743-725.000	Fringe Benefits	3,683	3,678	3,445	**3,495**	3,525	3,525	3,525
248-743-726.000	Supplies	-	47	50	**50**	50	50	50
248-743-955.200	Downtown Parking Program	90	-	-	**250**	250	250	250
248-743-995.101	Contrib. to General Fund - Street Lights	50,000	50,000	50,000	**50,000**	50,000	50,000	50,000
248-743-995.230	Contrib. to Parking Fund - Maintenance	93,220	94,747	98,660	**101,500**	104,430	107,440	110,540
248-743-995.230	Contrib. to Parking Fund - Improvements	-	-	25,000	**-**	-	-	-
		157,186	158,908	186,200	**164,565**	167,645	170,655	173,755
Debt								
248-906-995.303	Contribution to DDA Debt Service Fund	173,830	174,685	169,880	**170,075**	167,561	-	-
		173,830	174,685	169,880	**170,075**	167,561	-	-

- continued -

City of Northville
Line Item Budget for the Year Ended June 30, 2024 and
Five Year Plan - 2023 through 2027

DOWNTOWN DEVELOPMENT AUTHORITY (continued)

		2020-21 Actual	2021-22 Actual	2022-23 Projected	**2023-24 Proposed Budget**	2024-25 Estimated Budget	2025-26 Estimated Budget	2026-27 Estimated Budget
Expenditures (continued)								
Organizational								
248-744-706.000	Wages-Regular Full Time	21,437	22,104	13,565	**13,905**	14,080	14,080	14,080
248-744-709.000	Wages-Part Time Admin	8,090	26,017	20,120	**20,625**	20,880	20,880	20,880
248-744-725.000	Fringe Benefits	9,729	11,086	6,720	**6,830**	6,885	6,885	6,885
248-744-726.000	Supplies	1,890	2,234	750	**4,750**	750	750	750
248-744-730.000	Postage	-	32	50	**50**	50	50	50
248-744-731.000	Publications	130	(3)	-	**-**	-	-	-
248-744-801.190	Computer Program Services	8,540	5,021	3,845	**2,950**	2,950	2,950	2,950
248-744-801.450	DDA Plan Update & Amendment	-	-	20,000	**-**	-	-	-
248-744-802.010	Legal Services	8,301	8,467	17,000	**6,500**	6,500	6,500	6,500
248-744-805.000	Auditing Services	4,961	5,104	5,250	**5,395**	5,500	5,610	5,720
248-744-900.000	Printing & Publishing	2,116	919	1,215	**1,215**	1,215	1,215	1,215
248-744-920.000	Utilities	1,296	1,296	1,300	**1,300**	1,300	1,300	1,300
248-744-956.000	Contingencies	-	-	-	**-**	2,050	6,190	10,440
248-744-958.000	Membership & Dues	1,395	1,395	1,395	**1,100**	1,100	1,100	1,100
248-744-960.000	Education & Training	75	140	850	**850**	850	850	850
248-744-962.000	Insurance - MMRMA	4,373	3,838	4,290	**4,420**	4,550	4,690	4,830
248-744-963.010	Insurance - Special Events	-	1,662	2,500	**2,500**	2,500	2,500	2,500
248-744-965.000	Overhead	12,710	12,960	13,220	**13,480**	13,750	14,030	14,310
		85,043	102,272	112,070	**85,870**	84,910	89,580	94,360
Economic Development								
248-745-706.000	Wages-Regular Full Time	21,437	22,103	27,125	**27,810**	28,160	28,160	28,160
248-745-709.000	Wages-Part Time Admin	3,236	3,188	-	**-**	-	-	-
248-745-725.000	Fringe Benefits	9,145	9,134	10,335	**10,475**	10,565	10,565	10,565
248-745-726.000	Supplies	-	-	100	**100**	100	100	100
248-745-801.000	Contractual Services	-	2,505	23,850	**-**	-	-	-
248-745-803.200	Planning Studies	-	10,000	-	**-**	-	-	-
248-745-955.190	Business Retention Program	-	-	7,500	**-**	-	-	-
		33,818	46,929	68,910	**38,385**	38,825	38,825	38,825

- continued -

City of Northville
Line Item Budget for the Year Ended June 30, 2024 and
Five Year Plan - 2023 through 2027

DOWNTOWN DEVELOPMENT AUTHORITY (continued)

	2020-21 Actual	2021-22 Actual	2022-23 Projected	**2023-24 Proposed Budget**	2024-25 Estimated Budget	2025-26 Estimated Budget	2026-27 Estimated Budget
Expenditures (continued)							
DPW Services							
248-573-706.000 Wages-Regular Full Time	11,040	7,674	8,000	**8,200**	8,305	8,305	8,305
248-573-707.000 Wages-Regular Overtime	490	117	500	**515**	520	520	520
248-573-725.000 Fringe Benefits	10,087	6,451	8,295	**8,505**	8,610	8,610	8,610
248-573-801.020 Automotive Services	534	383	525	**525**	525	525	525
248-573-943.000 Equipment Rental	10,953	9,853	11,135	**11,150**	11,165	11,175	11,185
	33,104	24,478	28,455	**28,895**	29,125	29,135	29,145
Total Expenditures	984,814	844,859	995,665	**1,104,030**	972,141	760,510	769,670
Fund Balance Reserve							
248-999-999.00 Unallocated Reserve	62,084	61,961	-	**-**	59,247	253,156	262,375
	62,084	61,961	-	**-**	59,247	253,156	262,375
Total Budget	1,046,899	906,820	995,665	**1,104,030**	1,031,388	1,013,666	1,032,045
Analysis of Fund Balance:							
Beginning of Year			422,092	**422,092**	334,084	393,331	646,487
Revenues			995,665	**1,016,022**	1,031,388	1,013,666	1,032,045
Expenditures			(995,665)	**(1,104,030)**	(972,141)	(760,510)	(769,670)
End of Year Fund Balance			422,092	**334,084**	393,331	646,487	908,862
Assigned for Street Improvements			95,133	**8,133**	31,133	54,133	77,133
Nonspendable - Prepaids			29,537	**29,537**	29,537	29,537	29,537
Assigned for Compensated Absences			46,197	**46,197**	46,197	46,197	46,197
Fund Balance Unassigned			251,225	**250,217**	286,464	516,620	755,995
			422,092	**334,084**	393,331	646,487	908,862
Unassigned Fund Balance as a % of Revenues			25%	**25%**	28%	51%	73%

SECTION IX

CAPITAL IMPROVEMENT PLAN

This section provides detailed descriptions and operational impacts of the projected and proposed capital improvement expenditures.

City of Northville, Michigan

2023 – 2028 Capital Improvement Plan

A six-year capital improvement plan (CIP) and an annual update of that plan is required under the Michigan Planning Enabling Act of 2008. The CIP identifies multi-year capital improvements and projects for purposes of long-term planning for the City.

Overview

The City of Northville's Capital Improvement Plan (CIP) is a planning tool, with a goal to identify capital improvement needs over a six-year period from 2023 to 2028. The CIP is an opportunity to formulate strategic long-term policy decisions that extend beyond the current budget year. The CIP helps track multi-year projects that may require planning, design, land acquisition, and construction. The projects identified in the CIP represent the City of Northville's plan to serve residents and anticipate the needs of the community. Many documents were considered in preparation of the CIP.

Definition of a Capital Improvement

A capital improvement is defined as any new equipment, construction, acquisition, or improvement to public lands, buildings, or structures in excess of $5,000 with a minimum life expectancy of one year. Maintenance-oriented, operational, or continuous expenditures are not considered to be capital improvements.

The CIP allows for responsible and thoughtful planning of future major expenditures that re not necessarily financed or automatically included in the annual budgeting process. However, all capital projects should be part of this CIP. Specifically, the purpose of the CIP is to identify and evaluate the needs for public facilities, determine cost estimates for each capital project submitted, determine if there will be future operating costs, determine potential sources for funding such projects, and anticipate and pre-plan projects with an emphasis on seizing opportunities for partnerships and alternative funding.

Impact of Capital Budget on the Operating Budget

As new policies and programs are approved, both the operating and capital budgets are impacted. The two budgets are interdependent. All foreseeable operating costs related to capital projects should be estimated and provided for as part of the review process associated with the CIP.

Legal Basis of the Capital Improvement Plan

Public Act 33 of 2008 (MCL 125.3865), commonly known as the Planning Enabling Act, requires local governments to prepare an annual capital improvement plan. The law assigns the responsibility for the annual CIP to the Planning Commission. This Act allows the Planning Commission to exempt itself from that requirement. In that situation, the legislative body shall then be

responsible for reviewing and adopting the plan. Accordingly, the Planning Commission adopted a resolution on October 7, 2008 which places that responsibility with the City Council. A similar resolution was adopted by City Council on November 17, 2008.

Planning and Benefits of a Capital Improvement Plan

The CIP is a planning tool. It can be quite useful as a primary guide in implementing the Master Plan. With thoughtful foresight and review as a result of a CIP, the many outstanding capital projects that communities are faced with implementing each year, can be viewed as one package, rather than as small, fragmented groups or lists, with no unified sense of focus and direction.

When capital improvements begin with careful planning and study, the City of Northville's chances for receiving state and federal grants are greatly enhanced. Some grants require the inclusion of a CIP with their application. Formulation of a CIP assists those involved to look at alternative funding mechanisms that might not have been considered before. Instead of relying on local revenue sources alone, the CIP allows the City to think more creatively to fulfill Master Plan goals and policies. The CIP often avoids reactive planning, and instead replaces it with balanced growth initiatives.

Program Funding

There are multiple methods available to local governments for financial capital improvement projects. Since capital improvements require large outlays of capital for any given project, it is often necessary to pursue multiple solutions for financing projects. The capital improvement plan is simply that – a plan. As such, projects are subject to change based on new or shifting service needs, special financing opportunities, or emerging needs. Because priorities can change, projects included in outward planning years are not guaranteed for funding.

- Pay-as-you-go – Most governments cannot generate enough revenues from current sources to finance all of the capital improvement projects that they would need. However, current revenues can finance a portion of the government's capital needs and may include designated revenues that have been specifically collected to fund capital projects. Current revenues used to fund capital projects are often accumulated in a reserve account until amounts sufficiently large enough to fund projects are accumulated. Also, unanticipated surpluses may be earmarked for capital spending.

- Federal Grants – Funding is made available to municipalities through federal grants and programs. Grants are usually subject-specific, and require application by the local government for consideration. Amounts of grants vary, and are

determined by the grantor though criteria-based processes. The availability of grants is usually competitive, so creative and effective grant writing is crucial.

- State and Local Grants – Funding is made available to municipalities through state grants and programs and various other outside entities. Grants are usually subject-specific, and require application by the local government for consideration. Amounts of grants vary, and are determined by the grantor though criteria-based processes. The availability of grants is usually competitive, so creative and effective grant writing is crucial.

- Millage – Property taxes are based upon local millage rate. Revenue received from property taxes may be sued for capital improvements, but such improvements are usually smaller and less expensive.

- Building Authority - A mechanism to facilitate the selling of bonds to finance public improvements. These bonds can be sued as funding for buildings and recreational uses. Though voter approval is not required, a referendum period is afforded the citizenry to challenge the proposed bond resolution.

- Enterprise Funds – Enterprise funds are typically established for services such as water, sewer, recreation, and housing. Revenues are generated primarily though user charges and connection fees from those who benefit from the improvements.

- General Obligation Bonds – These types of bonds are especially useful for financing large municipal projects such as infrastructure improvements. They require voter approval and are usually used for projects that will benefit the residents of the entire community. Repayment of the bonds is by property taxes that the City has the power to levy at the level necessary and within State guidelines to retire the debt. Limited Tax bonds are similar but they typically have a higher interest rate. Voter approval is not required, but a referendum period is afforded to the citizenry to challenge the proposed bond resolution.

- Revenue Bonds – These bonds are generally sold as a means for constructing revenue-producing facilities such as water and sewer systems, and other such facilities that produce tolls, fees, rental charges, etc. Security for and payment of

revenue bonds are typically based upon the revenue-producing facility or activity rather than the economic or taxpaying base.

- Tax-Increment Financing - Tax Increment Financing, or TIF, is a geographically targeted economic development tool. It captures the increase in property taxes, and sometimes other taxes, resulting from new development, and diverts that revenue to subsidize that development. That diversion means local public services do not get the new revenue they would normally get from new re/development.

- Developer Contributions – Developers as part of subdivision and site planning requirements may provide infrastructure, open space and recreational facilities. Developers may contribute a share of funds to the government entity, or install the facilities themselves as local need arises, and/or during the construction process. Once completed, the local government may agree to maintain the facilities.

2023-2028 Capital Descriptions

The following descriptions include project summaries followed by estimated costs over the six-year period.

Fire Vehicles and Equipment

1. **Replace Utility Rescue Vehicle ($20,000)**
   The utility rescue vehicle at Station 1 is used to provide access to patients in areas where a regular ambulance cannot easily gain access. This includes downtown events and football games where the Fire Department provides EMS standby services. The current vehicle was purchased in 2004. Funded with Fire capital fund reserves.

2. **Replace Thermal Imaging Cameras ($29,000)**
   A thermal imaging camera is a type of the thermographic camera used in firefighting. By rendering infrared radiation as visible light, such cameras allow firefighters to see areas of heat through smoke, darkness, or heat-permeable barriers. The department has four cameras, two at each station, one on each full-size engine. Funded with Fire capital fund reserves.

3. **Replace Hydraulic Rescue Tools ($18,000)**

Extrication tools used to push, pull, and pry at vehicle collision scenes for Station 1. The current tools were purchased in 1980 and do not have the power to handle materials used in today's vehicles. Funded with Fire capital fund reserves.

4. **Replace Self-Contained Breathing Apparatus ($320,000)**
   Air packs worn on a firefighter's back, along with the associated harnesses, gauges, facepieces, and air cylinders. SCBA's are required by regulatory institutions such as MIOHSA when firefighters are working in an atmosphere that is immediately dangerous to life or health. 21 units and 1 RIT pack are scheduled for replacement at Station 2 since the current units were purchased in 2011. 20 units and 1 RIT pack are scheduled for replacement at Station 1 since those units were purchased in 2014. Funded with Fire capital fund reserves.

5. **Replace Washer/Extractor ($15,000)**
   The commercial washer/extractor at Station 1 is used to clean the firefighter's turnout gear. Since the gear can collect and absorb carcinogens released in a fire, it is washed after every exposure to fire or smoke and a minimum of every six months. The existing unit was purchased in 2001 and no longer meets NFPA standards. The outdated extractor is harder on the gear during the wash, causing more wear and tear. Funded with Fire capital fund reserves.

6. **Replace Pumper Truck ($700,000)**
   At Station 1, Pumper 1751 is the engine second in line to respond to fires, carbon monoxide alarms, and car accidents. The current pumper will be 25 years old at the time of scheduled replacement. The new pumper would be first in line for such calls. Funded with Fire capital fund reserves.

7. **Replace Turnout Gear ($200,000)**
   Turnout gear includes a fire coat, pants, suspenders, hoods, gloves, boots, and helmets. This hear is required to allow firefighters to enter dangerous environments, including structure fires. The current gear was last purchased in 2020 and NFPA standards require that gear has a maximum life of ten years. Funded with Fire capital fund reserves.

8. **Toughbooks ($16,000)**
   Portable computers that are capable of operating in harsh environments and have rugged design are used in the fire service for preparing electronic patient reports, accessing pre-plan in the field, researching hazardous materials, and performing field inspections. Funded with Fire capital fund reserves.

9. **Replace Pagers ($45,000)**
   Pagers are a one-way communication device activated by our dispatch center to notify the fire department that there is a call for service. This equipment is constantly on and being used. The current pagers were purchased in 2017 and are scheduled for replacement in 2023. All currently owned pagers will continue to be used until they reach end of life, at which point they will be disposed of. Funded with Fire capital fund reserves.

10. **Replace Exhaust Extraction System ($67,000)**
    According to OSHA, diesel exhaust presents several health hazards for firefighters when not properly controlled. Diesel engine exhaust contains unburned hydrocarbons, carbon monoxide, and nitrogen oxides. Exhaust source capture systems help fire departments reduce the risk of exposure and aid in compliance with NFPA 1500: Standard for Fire Department Occupational Safety, Health, and Wellness Program. NFPA 1500 (Chapter 9) asks fire departments to contain all vehicle exhaust emissions to a level of no less than 100 percent effective capture. This recommendation also complies with NIOSH's requirement to reduce emissions to the lowest feasible level to limit impact on firefighters' health. The current system was installed in 2006 and does not currently work on the newer trucks; only one truck out of five is able to connect to the system. Funded with Fire capital fund reserves.

11. **SCBA Compressor, Cascade & Fill Station ($15,000)**
    SCBA Fill Stations are used to refill the bottles needed for firefighter air packs. The Northville Station had a system that was removed from service once it did not have the capacity to fill current industry standard packs – that unit was never replaced. The department has been using one system that is housed in the Plymouth Station. That unit is no longer manufactured and parts are no longer being made, making repairs very difficult. Having a unit at both stations allows for quicker refilling of bottles and ensures members are not limited with on-air time during trainings and incidents. A neighboring department was selling their old unit and we were able to get it at a reasonable price. Funded with Fire capital fund reserves.

Police Vehicles & Equipment

12. **Replace Patrol Vehicles ($170,076)**
    Replace one patrol vehicle every other year. As a new vehicle is brought into rotation, the existing one will be converted to administrative use and the oldest vehicle in the fleet will be taken of service. The fleet contains six patrol vehicles and three administrative vehicles. Funded with Police capital fund reserves.

13. **Replace Automatic External Defibrillators ($6,000)**
An AED, or automated external defibrillator, is used to help those experiencing sudden cardiac arrest. It's a sophisticated, yet easy-to-use, medical device that can analyze the heart's rhythm and, if necessary, deliver an electrical shock, or defibrillation, to help the heart re-establish an effective rhythm. The Police Department has three that are kept in the cars for medical runs. The existing units were put in service in 2017 and have a life expectancy of seven years. Funded with Police capital fund reserves.

14. **Replace Body-Worn Cameras ($23,700)**
Body-worn cameras are widely used by state and local law enforcement agencies in the United States. They are worn principally by officers in the performance of duties that require open and direct contact with the public. The current body-worn cameras have sustained a considerable amount of wear and tear and are showing signs of unreliability since purchased in 2019. Funded with Police capital fund reserves.

15. **Replace 800 MHz Radios ($90,000 over 3 years)**
Portable radios are critical for delivering emergency services to the community. The current radios were purchased in 2015. As electronics age, service and reliability can suffer creating safety issues for both personnel and citizens. Replacing one-third of the radios as part of a scheduled three-year replacement plan will help ensure reliable radio communications. Funded with Police capital fund reserves.

16. **Replace Radar Units ($14,400)**
In-car radar units are used for speed enforcement. More than one-third of all traffic citations are for speeding. The current six units were purchased in 2016. Reliable speed enforcement depends upon reliable equipment. Funded with Police capital fund reserves.

17. **Replace Mobile Data Computers (MDC) and Modems ($36,600)**
Each patrol unit is equipped with an MDC which allows access to various law enforcement databases and networks and to the dispatch center. As with most technology, planned replacement every five years ensures reliable connectivity. Funded with Police capital fund reserves.

18. **Replacement of In-Car & Body-Worn Cameras and Server ($70,000)**
    Body-worn and in-car cameras are widely used by state and local law enforcement agencies in the United States. They are used by officers in the performance of duties that require open and direct contact with the public. The server and in-car cameras will be approximately seven years old and the body-worn cameras will be approximately three years old at the scheduled time of full replacement. Replacement will be necessary to keep technology up to date. Funded with Police capital fund reserves.

19. **Replace TASERs ($23,000)**
    Conducted electrical weapons (TASER) offer an additional less lethal option for law enforcement when responding to aggravated aggression. Scheduled manufacturer will not repair their products that are over five years. Funded with Police capital fund reserves.

20. **Radar Speed Signs ($12,534)**
    Traffic calming devices designed to slow speeders down by alerting them of their speed. They are being used across the country, and around the world, because they are effective at slowing speeding drivers down, making roads safer for everyone. Additionally, the traffic data collection and reporting software allows the department to report, organize and analyze the speed and traffic data gathered by the radar speed sign. Funded with Police capital fund reserves.

Public Works Vehicles & Equipment

21. **Replace Fuel Pump Control System ($75,000)**
    Replace the aging fuel pump system. The current system is over 20 years old and is no longer supported by the manufacturer. Finding parts and contractors familiar with the system for repairs is difficult. Newer systems have more available options to record, track and report usage. Funded with equipment rental revenue and Public Improvement Fund reserves.

22. **Replace Salt Barn ($175,000)**
    The current barn was built in 1975. It requires replacement due to failing structure of the barn. This barn has required many repairs in the past few years. A new proposed salt barn would be made of material that would not be impacted by the

salt. Salt creates an electrolyte solution, which promotes the flow of electrons from one electrode to another causing metals to corrode. Funded with equipment rental revenue.

23. **Replace Bucket Truck ($50,000)**
The bucket truck is used for tree trimming, banner hanging, and light pole repairs. The current bucket truck is 23 years old. The department plans on purchasing a used truck to replace the existing one. It was damaged in 2021, and during the inspection and repairs, it was identified the truck needs significant repairs and improvements to comply with OSHA. Funded with Public Improvement Fund reserves.

24. **Replace Sidewalk Snow Remover ($30,000)**
The current snow remover was purchased in 2006 and is requiring annual repairs. It has exceeded its useful life. This equipment is important for sidewalk safety following a snow event. Funded with equipment rental revenue.

25. **Replace Dump Truck ($55,000)**
The existing dump truck was purchased in 2003 and will be 24 years old at time of scheduled replacement which is beyond its useful life of 15 years. This truck is used in daily operations and repair costs are growing each year. Funded with equipment rental revenue.

26. **Replace Flat Bed Truck with Lift Gate ($65,000)**
The existing truck was purchased in 1994 and will be 32 years old at time of scheduled replacement which is beyond its useful life of 15 years. This truck is used in daily operations and repair costs are growing each year. Funded with equipment rental revenue.

27. **Work Trucks ($99,730)**
Work trucks are used in daily operations and are typically replaced after 15-20 years of service. Funded with equipment rental revenue.

Park & Pathway Improvement Projects

28. **Fish Hatchery Parking Lot Improvements ($60,000)**

The Fish Hatchery parking lot is an aggregate base surface with two separate entrances/exits off of 7 Mile Road. It presents significant challenges with run-off into the pond along with continuous washouts after rain events. The west end of the parking lot tends to bottleneck with parked cars. Costs are shared equally between the City and Northville Township for improvements at Fish Hatchery Park. Funded by Public Improvement Fund reserves.

29. **Replace Fish Hatchery Play Structure ($50,000)**
The existing play structure was installed in 1995. It is in poor condition and no longer meets current safety and accessibility standards. Funded with Public Improvement Fund reserves.

30. **Ford Field – Replace Memorial Bench Pads ($10,000)**
Pour concrete pads for donated/memorial benches along the Mill Race at Ford Field, where there is erosion and settling near several of the benches. Proposed to be partially funded with Wayne County Parks Millage, $8,400.

31. **Ford Field Barrier-Free Gateway ($910,000)**
To install a handicap-accessible entry into Ford Field from Northville's commercial district . This park was developed on former industrial lands donated by Ford Motor Company to the City. This gateway project will help make this site accessible by traversing a steep slope, stabilizing the embankment and creating an exciting entry point with historic interpretation to the site's rich heritage. This project was ranked #8 on City's Council's top strategic priorities identified in 2022 and will be funded with the State of Michigan's Congressional Direct Spending Program.

32. **Randolph Drain, Serenity Point & River Stabilization ($700,000)**
The Randolph Drain, Serenity Point and Riverbank Stabilization Project seeks to repair a pair of deteriorated drainage structures that serve the cities of Northville and Novi. The Randolph Drain emerges from beneath Hutton Street, forming a confluence with the Walled Lake Branch of the Rouge River flowing through historic Ford Field in Northville. The drains are severely undermined and have contributed to eroding the banks of the river and endangering the stability of Hutton Street. In addition to stabilizing the drainage structures and river embankments, the Ford Field Master Plan calls for the development of a scenic viewing area in this location, overlooking the spillway of the Upper Mill Pond built by Henry Ford for the Ford Valve Plant, one of his first Village Industry Plants in the 1920's. The stabilization of the drains and river embankments will address a safety hazard and an eyesore and will create a serene viewing point, benefiting the many visitors who are attracted to this popular, regional destination. The project will be done in partnership with the Oakland

County Water Resource Commission who repairs and maintains the drain. This project is partially funded by a grant (Community Project Funding Interior STAG Clean Water). The 20 percent local match will be shared between the Cities of Northville and Novi and the Oakland County Water Resource Commission.

Allen Terrace Improvements

33. **Bobcat ($38,657)**
A new bobcat mini-loader will be used to take waste collected in a large bin out to be dumped into the trash dumpster. Maintenance staff will no longer be required to handle the trash, providing safe and sanitary disposal. Accessories will be purchased to also use this equipment for snow removal and assist in grounds maintenance operations. Funded with Housing Commission capital reserves.

34. **Replace Interior Apartment Doors ($28,995)**
The apartments have hollow-core, stained wood doors on the bedroom, bathroom, and storage closet. These doors are original to the building and have become warped requiring continuous maintenance. The majority of the doors have door knob handles that require gripping and turning to open that may be difficult to operate for seniors with limited hand mobility. Replacement of the doors creates a better living space. Funded with Community Development Block Grants.

35. **Replace Boiler ($75,000)**
The two original boilers were replaced in 2004. The life expectancy of a well-maintained boiler is ten to fifteen years. The system is currently eighteen years old and rusting. Parts are difficult to find and costly. A more reliable and energy efficient boiler will reduce overall heating costs, reduce maintenance costs, and improve temperature control for the building. Funded with Housing Commission capital reserves.

36. **Replace Hard Surface Flooring ($30,000)**
The majority of the apartment hard surface floors are original tile or replacement linoleum. The current material focus is on vinyl plank. Funded with Housing Commission capital reserves.

37. **Dumpster Enclosure ($20,000)**

The trash dumpster at Allen Terrace sits at the end of the parking lot which can cause issues with vehicular movement. It is unsightly to the units that face south. An enclosure will be built to hide the dumpster. Funded with Housing Commission capital reserves.

38. **Egress Sidewalks and Dumpster Pad ($37,500)**
There are no hard surface pathways from the egress doors of Allen Terrace. As a senior living facility, safe egress is essential in the case of emergency evacuation. There are tenants who have difficulties walking without the assistance of a cane, walker, or other support system. New sidewalks will support a safer environment for all residents, staff, and visitors. As part of this project, a dumpster pad will be poured to accommodate a future dumpster enclosure. Funded with Housing Commission capital reserves.

39. **Replace Security Cameras ($20,000)**
Safety and security are very important features of the operations at Allen Terrace. The current system is outdated and insufficient for the current needs of the property. A new system will provide quality video images of selected common areas, recording on a digital server, and access to the system from a mobile device. Funded with Housing Commission capital reserves.

40. **Replace Apartment Refrigerators ($75,000)**
The current refrigerators are approximately twenty years old and are repaired on a regular basis. The new refrigerators will be energy-star rated reducing energy costs in the building. Funded with Housing Commission capital reserves.

41. **Loading Ramp ($35,000)**
All units move ins and move outs come in through the existing loading dock which is equipped with a double door that leads to a service elevator. However, to access the doorway, movers and individuals must manage a relatively narrow set of stairs. This project would replace the stairs with a ramp which will greatly improve the move in and move out process. Funded with Housing Commission capital reserves.

42. **Replace Automatic Sliding Glass Doors ($50,000)**
The activity room door and the main/exterior entry doors are sliding aluminum doors with automatic sensors. Automatic doors are safer and more hygienic than standard doors in high traffic areas. The current doors are 22 years old and parts

are no longer available. Funded with Housing Commission capital reserves and/or Community Development Block Grants.

Technology Improvements

43. **Large Format Printer ($29,565)**
A large format machine which allows City staff to print/copy/scan large format documents such as plans and maps in-house. Funded with Public Improvement Fund reserves.

44. **Replace Postage Machine ($8,000)**
The current machine to add postage to outgoing mail was last purchased in 2018. Replacement of the machine will allow for advancements in technology. The machine will be eight years old at the time of scheduled replacement. Funded with Public Improvement Fund technology reserves.

45. **Replace Copiers in City Hall and Police Department ($23,000)**
The current copiers were purchased in 2015 and have a useful life of six to eight years. Newer machines will have updated technology and will be more reliable. Funded with Public Improvement Fund technology reserves.

46. **Replace Network Servers ($60,000)**
The network server hardware is on a standard replacement schedule of every four years to maintain system reliability. The City utilizes two identical virtual servers to maintain redundancy to minimize down time should one server fail. Funded with Public Improvement Fund technology reserves.

47. **Statewide Voting Equipment ($18,000)**
Additional election tabulators will be required if the Downs development is approved. A new voting precinct would be required due to the population increase. Funded by General Fund revenues.

48. **Replace Desktop Computers ($30,000)**
The computers at City Hall are on a standard replacement schedule of every four to five years to maintain system reliability. Funded with Public Improvement Fund technology reserves.

Cemetery Improvements

49. **Columbarium ($95,000)**
The addition of a columbarium at Rural Hill Cemetery will provide alternative burial options. A columbarium is a structure for the respectful and usually public display of urns, holding cremated remains of the deceased. Funded with cemetery reserves in the Public Improvement Fund.

50. **Replace Rural Hill Bridge ($849,000)**
The bridge crossing the Johnson creek is the only access to the City's only active cemetery. The bridge is scheduled to be inspected every two years as a requirement by MDOT. In the 2016 bridge inspection, it was identified the bridge was in need of replacement. At that time the City applied for a grant with MDOT for the replacement of this bridge and was denied funding. In 2022 the City re-applied and was granted 80/20 match for a 2026 project. The grant match will be funded with cemetery reserves in the Public Improvement Fund.

Open Area Improvements

51. **Replace City Entrance Signs ($105,959)**
The current signs placed at City entrances are outdated and worn. New signs will match the current design of the downtown signage. Funded with Public Improvement Fund reserves and unassigned fund balance.

52. **Upgrade Pedestrian Warning Signals ($125,000)**
To improve walkability and mobility, the City was awarded funding to replace and improve all pedestrian crossing signals with countdown signals. This would include intersections along 8 Mile Road at Center, Novi, Taft, and Beck. Depending on the status of the downtown street closures, it could include the downtown signals as well. This effort is supported by both county's that share traffic signals with Northville. An MDOT Federal Local Safety Program Grant was awarded with a 10% local match. The local match of $12,550 will be paid for with reserves in the Public Improvement Fund for non-motorized improvements.

Water and Sewer Improvements

53. **Painting of the Water Tower ($321,400)**

An inspection of the water tower in 2018 recommended the need for exterior painting. Funded by user rates.

54. **Replace Valves, Lead Service Lines, and Hydrants ($60,000 annually)**
Replacement of critical valves in the City's water distribution system that are broken and no longer functional. This project will help minimize the number of residents impacted in the event of a water main break. As of 2021, EGLE has required communities to replace all lead service lines at a 5% rate of the systems inventory. Funded by user rates.

55. **Replace Lake Street Water Main ($680,183)**
This water main was replaced in the Fall of 2022 due to the failing undersized water main. This section of water main is also considered a main truck line for delivering water to the connecting streets. Funded with an ARPA grant and user rates.

56. **Yerkes Street Water Main ($359,700)**
The existing water main on Yerkes is failing with a number of breaks over the past five years. Funded by user rates.

57. **Annual Water Main Replacement Program ($650,000 annually)**
Selected water mains will be coordinated annually in conjunction with the street improvements. Funded by user rates.

58. **Sanitary Sewer Repairs ($40,000 annually)**
Repairs of the sanitary sewers completed in conjunction with street improvement program. Funded with user rates.

59. **OCWRC Sewer Interceptor ($163,000)**
An important connection that will eliminate a section of pipe that has failed and has to be inspected weekly. The current pipe that will be eliminated is currently running through the river. A new contract with OCWRC will be needed before the work can be started. Funded with user rates.

Street and Sidewalk Improvements

60. **Annual Street Improvements ($5,129,505 over 6 years)**
Review of which streets to improve will occur annually and are limited by funding. Lately, funding will only allow one or two streets per year to be improved. When possible, they will be coordinated with replacement of the water main. The

most recent PASER study rated the road at a 5.5 on a 10-point scale. For comparison, the 2017 study had a rating of 4.57. For construction year 2023, Yerkes and Orchard Streets are planned to be improved. Funded with street millage.

61. **Annual Sidewalk Improvement Program ($35,000 annually)**
Various identified segments of deteriorated sidewalks are improved annually. Funded with street millage.

62. **High Street Culvert Repairs ($300,000)**
The culvert located on High St. between Randolph and Elm is maintained by the Randolph Drain Committee. This includes Oakland County Water Resource Commission, City of Novi, and Northville. The failing structure has caused the east side pedestrian sidewalk to be closed for safety. The Oakland County Water Resource Commission is intending to apply for a grant to fund this project.

Parking System Improvements

63. **Improvements to Parking Decks ($25,000)**
The DDA traditionally budgets $25,000 annually for improvements to the two parking decks. This appropriation is discontinued starting in FY2024. A twenty-year maintenance plan was received several years ago. However, after the first two years of significant improvements, minimal improvements have been made. Paid for by DDA captured taxes.

64. **City Hall Parking Lot Improvements ($125,000)**
The public parking lot behind City Hall is in need of replacement. In 2019 a pavement evaluation was performed. The PASER report scored this lot at a 1.6 PRI which is in the failed range. This project has been on hold awaiting a decision on a building renovation but cannot wait any longer. The Parking Fund will pay for this project.

City Hall Building Improvements

65. **Replace Roof ($300,000)**
It is unknown when the roof on City Hall was last replaced. It has required numerous repairs for leaks over the years. This has been on hold awaiting a decision on a building renovation but cannot wait any longer. Funded with Public Improvement Fund reserves for the Fire Hall/City Hall energy efficiency project (City Hall renovation).

66. **Replace Front Walk & Drive Approach ($25,000)**
The front walk is crumbling and needs replacement. This project has been on hold awaiting a decision on a building renovation but cannot wait any longer. Funded with Public Improvement Fund reserves for the Fire Hall/City Hall energy efficiency project (City Hall renovation).

Downtown Development Authority Improvements

67. **Convert Street Lights ($20,000)**
Replace the remaining high-pressure sodium lights with a more energy efficient lighting source. Staff is currently reviewing options to convert the lights to LED. Funded with DDA captured taxes.

68. **Replace Fire Pit ($25,000)**
The DDA Design Committee has identified the replacement of the Town Square fire pit as a high priority. The existing pits are old and require frequent service. Some of the technology is outdated and parts are hard to find. Fire pits provide warmth and ambiance to the Social District. Funded with DDA captured taxes.

69. **Bike Hoops and Racks ($6,000)**
The DDA Design Committee has identified the need for additional bike facilities to be a high priority. Due to the Social District, more residents are frequenting the downtown by walking and riding bikes. Funded with DDA captured taxes.

70. **Pavilion Repairs ($25,000)**
Conduct repairs on the downtown pavilion including glass replacement, metal ornamentation repair, and replacement of light covers.

71. **Replace watering truck for maintenance projects ($25,000)**
Replace the watering truck that was purchased second hand from DPW for use in watering flowers.

72. **Main Street Improvements ($110,000)**
Repair and replacement of east Main Street between Center and Hutton where concrete is damaged and in need of repair. Special attention to the decorative pattern work near the island and clock is required. Funded with accumulated street debt millage capture by the DDA.

CITY OF NORTHVILLE CAPITAL IMPROVEMENT PLAN 2023-2028

Capital Improvement Category	FY 2024 Expenditures	Percent of Total
Fire Vehicles & Equipment	$ 119,000	3.1%
Police Vehilces & Equipment	29,700	0.8%
PublicWorks Vehicles & Equipment	155,000	4.0%
Park & Pathway Improvements	710,000	18.3%
Allen Terrace Improvements	160,000	4.1%
Technology Improvements	119,000	3.1%
Cemetery Improvements	95,000	2.4%
Open Area Improvements	125,000	3.2%
Water & Sewer Improvements	678,760	17.5%
Street & Sidewalk Improvements	1,053,560	27.1%
Parking System Improvements	125,000	3.2%
City Hall Buidling/Grounds Improvements	325,000	8.4%
Downtown Development Authority	186,000	4.8%
Total	$ 3,881,020	100.0%

2023-24 Capital Expenditure by Category

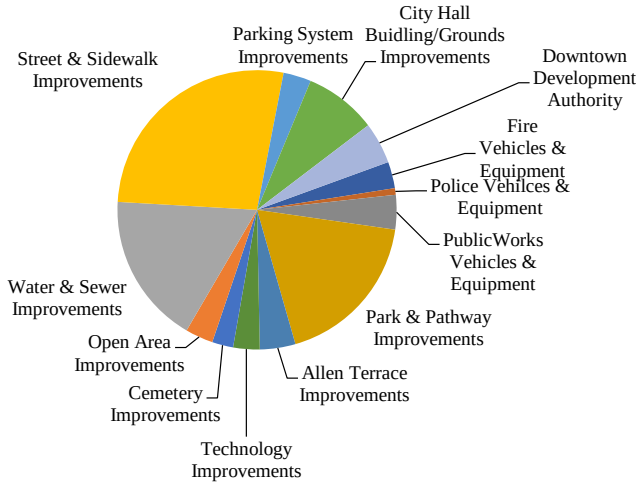

Fiscal Year	Budgeted Amount
2022-23 Projected Budget	$ 2,919,984
2023-24 Proposed Budget	3,881,020
2024-25 Estimated Budget	2,477,500
2025-26 Estimated Budget	3,428,000
2026-27 Estimated Budget	2,453,000
2027-28 Estimated Budget	1,965,000
Six Year Total	$ 17,124,504

Capital Improvement Expenditures by Fiscal Year

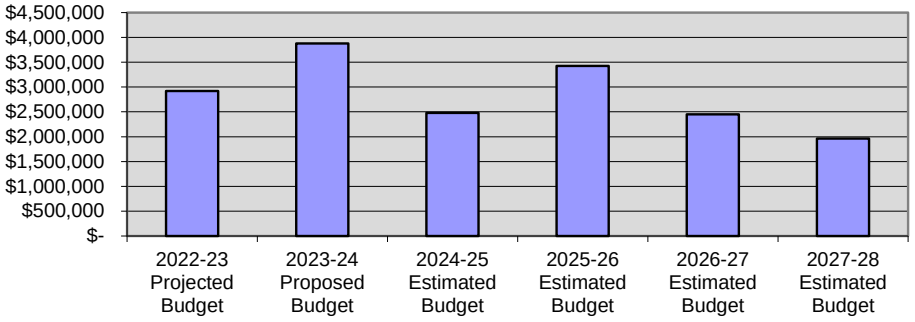

CITY OF NORTHVILLE CAPITAL IMPROVEMENT PLAN 2023-2028

#	Project Descriptions	Funding Source	FY2023	FY2024	FY2025	FY2026	FY2027	FY2028
FIRE VEHICLES & EQUIPMENT								
1	Utility Rescue Vehicle	Equipment Fund Reserves	$ -	$ 20,000	$ -	$ -	$ -	$ -
2	Thermal Imaging Cameras	Equipment Fund Reserves	$ -	$ 14,000	$ -	$ -	$ 15,000	$ -
3	Hydraulic Rescue Tools	Equipment Fund Reserves	$ -	$ 18,000	$ -	$ -	$ -	$ -
4	Self-Contained Breathing Apparatus	Equipment Fund Reserves	$ -	$ -	$ 160,000	$ -	$ -	$ 160,000
5	Washer Extractor	Equipment Fund Reserves	$ -	$ -	$ -	$ 15,000	$ -	$ -
6	Pumper Truck	Equipment Fund Reserves	$ -	$ -	$ -	$ -	$ 700,000	$ -
7	Turnout Gear	Equipment Fund Reserves	$ -	$ -	$ -	$ -	$ -	$ 200,000
8	Toughbooks	Equipment Fund Reserves	$ -	$ -	$ -	$ -	$ 16,000	$ -
9	Pagers	Equipment Fund Reserves	$ 45,000	$ -	$ -	$ -	$ -	$ -
10	Exhaust Extraction System	Equipment Fund Reserves	$ -	$ 67,000	$ -	$ -	$ -	$ -
11	SCBA Compressor, Cascade, Fill Station	Equipment Fund Reserves	$ 15,000	$ -	$ -	$ -	$ -	$ -
	FIRE VEHICLES & EQUIPMENT	Total	$ 60,000	$ 119,000	$ 160,000	$ 15,000	$ 731,000	$ 360,000
POLICE VEHICLES & EQUIPMENT								
12	Patrol Vehicle & Setup	Equipment Fund Reserves	$ 55,576	$ -	$ 56,500	$ -	$ 58,000	$ -
13	Automatic External Defibrillators	Equipment Fund Reserves	$ -	$ 6,000	$ -	$ -	$ -	$ -
14	Body-Worn Cameras	Equipment Fund Reserves	$ -	$ 23,700	$ -	$ -	$ -	$ -
15	800 MHz Radios	Equipment Fund Reserves	$ -	$ -	$ 30,000	$ 30,000	$ 30,000	$ -
16	Radar Units	Equipment Fund Reserves	$ -	$ -	$ 14,400	$ -	$ -	$ -
17	Mobile Data Computers & Modems	Equipment Fund Reserves	$ -	$ -	$ 36,600	$ -	$ -	$ -
18	In-Car, Body-Worn Cameras & Server	Equipment Fund Reserves	$ -	$ -	$ 70,000	$ -	$ -	$ -
19	TASERs	Equipment Fund Reserves	$ -	$ -	$ -	$ -	$ 23,000	$ -
20	Radar Speed Signs	Equipment Fund Reserves	$ 12,534	$ -	$ -	$ -	$ -	$ -
	POLICE VEHICLES & EQUIPMENT	Total	$ 68,110	$ 29,700	$ 207,500	$ 30,000	$ 111,000	$ -
PUBLIC WORKS VEHICLES & EQUIPMENT								
21	Fuel Pump Control System	PIF Reserves & Equipment Rental Revenue	$ -	$ 75,000	$ -	$ -	$ -	$ -
22	Salt Barn	Equipment Rental Revenue	$ -	$ -	$ 175,000	$ -	$ -	$ -
23	Bucket Truck (Used)	PIF Reserves	$ -	$ 50,000	$ -	$ -	$ -	$ -
24	Sidewalk Snow Remover	Equipment Rental Revenue	$ -	$ 30,000	$ -	$ -	$ -	$ -
25	Dump Truck	Equipment Rental Revenue	$ -	$ -	$ -	$ -	$ 55,000	$ -
26	Flat Bed Truck w/ Lift Gate	Equipment Rental Revenue	$ -	$ -	$ -	$ 65,000	$ -	$ -
27	Work Truck	Equipment Rental Revenue	$ 44,730	$ -	$ -	$ -	$ -	$ 55,000
	PUBLIC WORKS VEHICLES & EQUIPMENT	Funded	$ 44,730	$ 155,000	$ 175,000	$ 65,000	$ 55,000	$ 55,000

CITY OF NORTHVILLE CAPITAL IMPROVEMENT PLAN 2023-2028

#	Project Descriptions	Funding Source	FY2023	FY2024	FY2025	FY2026	FY2027	FY2028
PARK & PATHWAY IMPROVEMENTS								
28	Fish Hatchery Parking Lot	PIF Reserves	$ 60,000	$ -	$ -	$ -	$ -	$ -
29	Fish Hatchery Play Structure	PIF Reserves	$ 50,000	$ -	$ -	$ -	$ -	$ -
30	Ford Field Memorial Bench Pads	Wayne County Parks Millage & PIF Fund Balance	$ -	$ 10,000	$ -	$ -	$ -	$ -
31	Ford Field Barrier-Free Gateway	Congressional Direct Spending Program Grant	$ -	$ -	$ -	$ 910,000	$ -	$ -
32	Randolph Drain, Serenity Point	PIF Reserves	$ -	$ 700,000	$ -	$ -	$ -	$ -
	PARK & PATHWAY IMPROVEMENTS	Total	$ 110,000	$ 710,000	$ -	$ 910,000	$ -	$ -
ALLEN TERRACE IMPROVEMENTS								
33	Bobcat	Capital Improvement Fund Reserves	$ 38,657	$ -	$ -	$ -	$ -	$ -
34	Interior Apartment Doors	Community Development Block Grant	$ 28,995	$ -	$ -	$ -	$ -	$ -
35	Boiler	Capital Improvement Fund Reserves	$ -	$ 75,000	$ -	$ -	$ -	$ -
36	Hard Surface Flooring	Capital Improvement Fund Reserves	$ -	$ 30,000	$ -	$ -	$ -	$ -
37	Dumpster Enclosure	Capital Improvement Fund Reserves	$ -	$ 20,000	$ -	$ -	$ -	$ -
38	Egress Sidewalks & Dumpster Pad	Capital Improvement Fund Reserves	$ 37,500	$ -	$ -	$ -	$ -	$ -
39	Security Cameras	Capital Improvement Fund Reserves	$ 20,000	$ -	$ -	$ -	$ -	$ -
40	Apartment Refrigerators	Capital Improvement Fund Reserves	$ -	$ -	$ 75,000	$ -	$ -	$ -
41	Loading Ramp	Capital Improvement Fund Reserves	$ -	$ 35,000	$ -	$ -	$ -	$ -
42	Automatic Sliding Glass Doors	Capital Improvement Fund Reserves and/or CDBG	$ 50,000	$ -	$ -	$ -	$ -	$ -
	ALLEN TERRACE IMPROVEMENTS	Total	$ 175,152	$ 160,000	$ 75,000	$ -	$ -	$ -
TECHNOLOGY IMPROVEMENTS								
43	Large Format Printer	PIF Reserves	$ 29,565	$ -	$ -	$ -	$ -	$ -
44	Postage Machine	PIF Reserves	$ -	$ -	$ -	$ 8,000	$ -	$ -
45	Copy Machines	PIF Reserves	$ -	$ 23,000	$ -	$ -	$ -	$ -
46	Network Servers	PIF Reserves	$ -	$ 60,000	$ -	$ -	$ -	$ -
47	Voting Equipment	General Fund	$ -	$ 6,000	$ -	$ 6,000	$ 6,000	$ -
48	Desktop Computers	PIF Reserves	$ -	$ 30,000	$ -	$ -	$ -	$ -
	TECHNOLOGY IMPROVEMENTS	Total	$ 29,565	$ 119,000	$ -	$ 14,000	$ 6,000	$ -
CEMETERY IMPROVEMENTS								
49	Columbarium	PIF Reserves	$ -	$ 95,000	$ -	$ -	$ -	$ -
50	Rural Hill Bridge	MDOT Grant & PIF Reserves	$ -	$ -	$ -	$ 849,000	$ -	$ -
	CEMETERY IMPROVEMENTS	Total	$ -	$ 95,000	$ -	$ 849,000	$ -	$ -
OPEN AREA IMPROVEMENTS								
51	City Entrance Signs	PIF Reserves & PIF Fund Balance	$ 105,959	$ -	$ -	$ -	$ -	$ -
52	Upgrade Pedestrian Warning Signals	MDOT Grant & PIF Reserves	$ -	$ 125,000	$ -	$ -	$ -	$ -
	OPEN AREA IMPROVEMENTS	Total	$ 105,959	$ 125,000	$ -	$ -	$ -	$ -

CITY OF NORTHVILLE CAPITAL IMPROVEMENT PLAN 2023-2028

#	Project Descriptions	Funding Source	FY2023	FY2024	FY2025	FY2026	FY2027	FY2028
WATER & SEWER IMPROVEMENTS								
53	Water Tower Painting	Water & Sewer Fund User Charges	$ 321,400	$ -	$ -	$ -	$ -	$ -
54	Valves, Lead Service Lines, & Hydrants	Water & Sewer Fund User Charges	$ 60,000	$ 60,000	$ 60,000	$ 60,000	$ 60,000	$ 60,000
55	Lake Street Water Main	ARPA Grant & Water & Sewer Fund User Charges	$ 680,183	$ -	$ -	$ -	$ -	$ -
56	Yerkes Watermain Replacement	Water & Sewer Fund User Charges	$ 71,940	$ 287,760	$ -	$ -	$ -	$ -
57	Annual Water Main Replacement Program	Water & Sewer Fund User Charges	$ -	$ 150,000	$ 650,000	$ 650,000	$ 650,000	$ 650,000
58	Sanitary Sewer Repairs	Water & Sewer Fund User Charges	$ 40,000	$ 40,000	$ 40,000	$ 40,000	$ 40,000	$ 40,000
59	OCWRC Sewer Interceptor	Water & Sewer Fund User Charges	$ 22,000	$ 141,000	$ -	$ -	$ -	$ -
	WATER & SEWER IMPROVEMENTS	Total	$ 1,195,523	$ 678,760	$ 750,000	$ 750,000	$ 750,000	$ 750,000
STREET & SIDEWALK IMPROVEMENTS								
60	Annual Street Improvement Program	Dedicated street millage	$ 1,070,945	$ 1,018,560	$ 750,000	$ 760,000	$ 765,000	$ 765,000
61	Annual Sidewalk Improvement Program	Dedicated street millage	$ 35,000	$ 35,000	$ 35,000	$ 35,000	$ 35,000	$ 35,000
62	High Street Culvert Repairs	PIF Reserves & PIF Fund Balance	$ -	$ -	$ 300,000	$ -	$ -	$ -
	STREET & SIDEWALK IMPROVEMENTS	Total	$ 1,105,945	$ 1,053,560	$ 1,085,000	$ 795,000	$ 800,000	$ 800,000
PARKING SYSTEM IMPROVEMENTS								
63	Parking Deck Improvments	DDA Captured Taxes	$ 25,000	$ -	$ -	$ -	$ -	$ -
64	City Hall Parking Lot Improvements	Parking Fund fund balance	$ -	$ 125,000	$ -	$ -	$ -	$ -
	PARKING SYSTEM IMPROVEMENTS	Total	$ 25,000	$ 125,000	$ -	$ -	$ -	$ -
CITY HALL BUILDING/GROUNDS IMPROVEMENTS								
65	Roof	PIF Reserves	$ -	$ 300,000	$ -	$ -	$ -	$ -
66	Front Walk & Drive Approach	PIF Reserves	$ -	$ 25,000	$ -	$ -	$ -	$ -
	CITY HALL BUILDING/GROUNDS IMPROVEMENTS	Total	$ -	$ 325,000	$ -	$ -	$ -	$ -
DOWNTOWN DEVELOPMENT AUTHORITY IMPROVEME								
67	Street Light Conversion	DDA Captured Taxes	$ -	$ 20,000	$ -	$ -	$ -	$ -
68	Fire Pit Replacement	DDA Captured Taxes	$ -	$ 25,000	$ -	$ -	$ -	$ -
69	Bike Hoops & Racks	DDA Captured Taxes	$ -	$ 6,000	$ -	$ -	$ -	$ -
70	Pavilion Repairs	DDA Captured Taxes	$ -	$ 25,000	$ -	$ -	$ -	$ -
71	Watering Truck Replacement	DDA Captured Taxes	$ -	$ -	$ 25,000	$ -	$ -	$ -
72	Main Street Improvements	Street Debt Millage	$ -	$ 110,000	$ -	$ -	$ -	$ -
	DOWNTOWN IMPROVEMENTS	Total	$ -	$ 186,000	$ 25,000	$ -	$ -	$ -
TOTALS			$ 2,919,984	$ 3,881,020	$ 2,477,500	$ 3,428,000	$ 2,453,000	$ 1,965,000

Note: PIF = Public Improvement Fund

Fire Equipment Replacement Fund

20 Year Plan

City of Northville
Fire Equipment Replacement Fund - 20 Year Plan - City Vehicles

	Pumper 1751	Station 1 Improvements	QRV 1731	Pumper 1701	Ambulance	Rescue Utility Vehicle	Exhaust Extraction System	City Contingency	Total
Year Acquired	2002		2014	2019	2021	2004			
Average Life	25	One time	25	25	20	20			
1st Replacement Cost	$ 700,000		$ 350,000	$ 750,000	$ 300,000	$ 20,000			
2nd Replacement Cost	$ 850,000		$ 500,000	$ 900,000	$ 400,000	$ 25,000			
Year of Replacement - 1	2027	TBD	2039	2044	2041	2024			
Year of Replacement - 2	2052		2064	2069	2061	2044			
FY22 Ending Balance	**422,695**	**166,000**	**91,308**	**90,000**	**15,000**	**14,285**	**-**	**82,531**	**881,819**
FY 2023									
Interest Income	5,025							10,870	15,895
Northville Contribution	50,000		15,218	30,000	15,000	2,857			113,075
Purchase									-
Ending Balance	**477,720**	**166,000**	**106,526**	**120,000**	**30,000**	**17,142**		**93,401**	**1,010,789**
FY 2024									
Interest Income	4,933					1		6,783	11,717
Northville Contribution	50,000		15,218	30,000	15,000	2,857			113,075
Reallocation							67,000	(67,000)	-
Purchase						(20,000)	(67,000)		(87,000)
Ending Balance	**532,653**	**166,000**	**121,744**	**150,000**	**45,000**	**-**	**-**	**33,184**	**1,048,581**
FY 2025									
Interest Income	4,826							2,995	7,821
Northville Contribution	50,000		15,218	30,000	15,000	1,250			111,468
Purchase									-
Ending Balance	**587,479**	**166,000**	**136,962**	**180,000**	**60,000**	**1,250**	**-**	**36,179**	**1,167,870**
FY 2026									
Interest Income	5,050							3,145	8,195
Northville Contribution	50,000		15,218	30,000	15,000	1,250			111,468
Purchase									-
Ending Balance	**642,529**	**166,000**	**152,180**	**210,000**	**75,000**	**2,500**	**-**	**39,324**	**1,287,533**

City of Northville
Fire Equipment Replacement Fund - 20 Year Plan - City Vehicles

	Pumper 1751	Station 1 Improvements	QRV 1731	Pumper 1701	Ambulance	Rescue Utility Vehicle	Exhaust Extraction System	City Contingency	Total
Year Acquired	2002		2014	2019	2021	2004			
Average Life	25	One time	25	25	20	20			
1st Replacement Cost	$ 700,000		$ 350,000	$ 750,000	$ 300,000	$ 20,000			
2nd Replacement Cost	$ 850,000		$ 500,000	$ 900,000	$ 400,000	$ 25,000			
Year of Replacement - 1	2027	TBD	2039	2044	2041	2024			
Year of Replacement - 2	2052		2064	2069	2061	2044			
FY 2027									
Interest Income	7,471							521	7,992
Northville Contribution	50,000		15,218	30,000	15,000	1,250			111,468
Purchase	(700,000)								(700,000)
Ending Balance	**-**	**166,000**	**167,398**	**240,000**	**90,000**	**3,750**	**-**	**39,845**	**706,993**
FY 2028									
Interest Income								7,070	7,070
Northville Contribution	34,000		15,218	30,000	15,000	1,250			95,468
Purchase									-
Ending Balance	**34,000**	**166,000**	**182,616**	**270,000**	**105,000**	**5,000**	**-**	**46,915**	**809,531**
FY 2029									
Interest Income								8,100	8,100
Northville Contribution	34,000		15,218	30,000	15,000	1,250			95,468
Purchase									-
Ending Balance	**68,000**	**166,000**	**197,834**	**300,000**	**120,000**	**6,250**	**-**	**55,015**	**913,099**
FY 2030									
Interest Income								9,140	9,140
Northville Contribution	34,000		15,218	30,000	15,000	1,250			95,468
Purchase									-
Ending Balance	**102,000**	**166,000**	**213,052**	**330,000**	**135,000**	**7,500**	**-**	**64,155**	**1,017,707**
FY 2031									
Interest Income								10,180	10,180
Northville Contribution	34,000		15,218	30,000	15,000	1,250			95,468
Purchase									-
Ending Balance	**136,000**	**166,000**	**228,270**	**360,000**	**150,000**	**8,750**	**-**	**74,335**	**1,123,355**

City of Northville
Fire Equipment Replacement Fund - 20 Year Plan - City Vehicles

	Pumper 1751	Station 1 Improvements	QRV 1731	Pumper 1701	Ambulance	Rescue Utility Vehicle	Exhaust Extraction System	City Contingency	Total
Year Acquired	2002		2014	2019	2021	2004			
Average Life	25	One time	25	25	20	20			
1st Replacement Cost	$ 700,000		$ 350,000	$ 750,000	$ 300,000	$ 20,000			
2nd Replacement Cost	$ 850,000		$ 500,000	$ 900,000	$ 400,000	$ 25,000			
Year of Replacement - 1	2027	TBD	2039	2044	2041	2024			
Year of Replacement - 2	2052		2064	2069	2061	2044			
FY 2032									
Interest Income								11,240	11,240
Northville Contribution	34,000		15,218	30,000	15,000	1,250			95,468
Purchase									-
Ending Balance	**170,000**	**166,000**	**243,488**	**390,000**	**165,000**	**10,000**	**-**	**85,575**	**1,230,063**
FY 2033									
Interest Income								12,310	12,310
Northville Contribution	34,000		15,218	30,000	15,000	1,250			95,468
Purchase									-
Ending Balance	**204,000**	**166,000**	**258,706**	**420,000**	**180,000**	**11,250**	**-**	**97,885**	**1,337,841**
FY 2034									
Interest Income								13,380	13,380
Northville Contribution	34,000		15,218	30,000	15,000	1,250			95,468
Purchase									-
Ending Balance	**238,000**	**166,000**	**273,924**	**450,000**	**195,000**	**12,500**	**-**	**111,265**	**1,446,689**
FY 2035									
Interest Income								14,470	14,470
Northville Contribution	34,000		15,218	30,000	15,000	1,250			95,468
Purchase			-						-
Ending Balance	**272,000**	**166,000**	**289,142**	**480,000**	**210,000**	**13,750**	**-**	**125,735**	**1,556,627**
FY 2036									
Interest Income								15,570	15,570
Northville Contribution	34,000		15,218	30,000	15,000	1,250			95,468
Purchase									-
Ending Balance	**306,000**	**166,000**	**304,360**	**510,000**	**225,000**	**15,000**	**-**	**141,305**	**1,667,665**

City of Northville
Fire Equipment Replacement Fund - 20 Year Plan - City Vehicles

	Pumper 1751	Station 1 Improvements	QRV 1731	Pumper 1701	Ambulance	Rescue Utility Vehicle	Exhaust Extraction System	City Contingency	Total
Year Acquired	2002		2014	2019	2021	2004			
Average Life	25	One time	25	25	20	20			
1st Replacement Cost	$ 700,000		$ 350,000	$ 750,000	$ 300,000	$ 20,000			
2nd Replacement Cost	$ 850,000		$ 500,000	$ 900,000	$ 400,000	$ 25,000			
Year of Replacement - 1	2027	TBD	2039	2044	2041	2024			
Year of Replacement - 2	2052		2064	2069	2061	2044			
FY 2037									
Interest Income								16,680	16,680
Northville Contribution	34,000		15,218	30,000	15,000	1,250			95,468
Purchase									-
Ending Balance	**340,000**	**166,000**	**319,578**	**540,000**	**240,000**	**16,250**	**-**	**157,985**	**1,779,813**
FY 2038									
Interest Income								17,800	17,800
Northville Contribution	34,000		15,218	30,000	15,000	1,250			95,468
Purchase									-
Ending Balance	**374,000**	**166,000**	**334,796**	**570,000**	**255,000**	**17,500**	**-**	**175,785**	**1,893,081**
FY 2039									
Interest Income								18,940	18,940
Northville Contribution	34,000		15,204	30,000	15,000	1,250			95,454
Purchase			(350,000)						(350,000)
Ending Balance	**408,000**	**166,000**	**-**	**600,000**	**270,000**	**18,750**	**-**	**194,725**	**1,657,475**
FY 2040									
Interest Income								16,580	16,580
Northville Contribution	34,000		20,000	30,000	15,000	1,250			100,250
Purchase			-		-				-
Ending Balance	**442,000**	**166,000**	**20,000**	**630,000**	**285,000**	**20,000**	**-**	**211,305**	**1,774,305**
FY 2041									
Interest Income								17,750	17,750
Northville Contribution	34,000		20,000	30,000	15,000	1,250			100,250
Purchase			-		(300,000)				(300,000)
Ending Balance	**476,000**	**166,000**	**40,000**	**660,000**	**-**	**21,250**	**-**	**229,055**	**1,592,305**

	Turnout Gear w/ Helmets & Boots	Pagers	SCBA System Station 2	SCBA System Station 1	Aerial Truck (Shared)	Radios	Toughbooks (4)	Thermal Imaging Camera Station #1	Thermal Imaging Camera Station #1	Thermal Imaging Camera Station #2	Thermal Imaging Camera Station #2	Hydraulic Rescue Tools Station #1	Hydraulic Rescue Tools Station #2	AED's (4)	Washer/ Extractor	SCBA Compressor, Cascade, & Fill Station	SCBA Compressor, Cascade, & Fill Station	Hoses	Chest Compression Devices	Gas Monitors	Shared Contingency	Total
Year Acquired	2020	2017	2011	2014	2016	2020	2020	2017	2011	2017	2011	1980	2011	2021	2001	2011		2020	2020	2022		
Average Life	8	6	14	14	25	10	7	10	10	10	10	20	20	10	25	20	20	20	10	5		
1st Replacement Cost	$ 200,000	$ 45,000	$ 160,000	$ 160,000	$ 1,300,000	$ 365,000	$ 16,000	$ 7,500	$ 7,000	$ 7,500	$ 7,000	$ 18,000	$ 20,000	$ 7,000	$ 15,000	$ 55,000	$ 15,000	$ 238,384	$ 32,017	$ 4,800		
2nd Replacement Cost	$ 208,000	$ 47,000	$ 175,000	$ 175,000		$ 365,000	$ 16,000	$ 8,000	$ 8,000	$ 8,000	$ 8,000	$ 20,000	$ 25,000	$ 8,000	$ 20,000	$ 60,000	$ 60,000	$ 165,000	$ 37,000	$ 9,600		
Year of Replacement - 1	2028	2023	2025	2028	2041	2030	2027	2027	2024	2027	2024	2024	2031	2031	2026	2031	2023	2040	2030	2022		
Year of Replacement - 2	2036	2029	2039	2042		2040	2034	2037	2034	2037	2034	2044	2051	2039	2051	2051	2043		2040	2027		
Year of Replacement - 3	2044	2035																		2032		
Year of Replacement - 4	2052	2041																		2037		
FY22 Ending Balance	**44,674**	**36,000**	**139,749**	**130,000**	**182,568**	**73,000**	**4,572**	**3,750**	**7,000**	**3,750**	**7,000**	**16,000**	**6,500**	**700**	**7,267**	**19,650**	**-**	**(1,995)**	**7,400**	**4,800**	**-**	**692,385**
FY 2023 (62/38)																						
Interest Income	1,522				2,423												8,000				535	12,480
Shared Contribution	25,000	9,000	6,751	5,000	45,000	36,500	2,286	750		750		1,000	1,500	700	1,933	3,930		8,250	3,700	1,920		153,970
Reallocation																(7,000)	7,000					-
Township Contribuiton																		769				769
Grants																		16,814				16,814
Purchase	-	(45,000)															(15,000)			(4,800)		(64,800)
Ending Balance	**71,196**	**-**	**146,500**	**135,000**	**229,991**	**109,500**	**6,858**	**4,500**	**7,000**	**4,500**	**7,000**	**17,000**	**8,000**	**1,400**	**9,200**	**16,580**	**-**	**23,838**	**11,100**	**1,920**	**535**	**811,618**
FY 2024 (63/37)																						
Interest Income	761				3,275																5,372	9,408
Shared Contribution	25,000	7,833	6,751	5,000	45,000	36,500	2,286	750		750		1,000	1,500	700	1,933	4,803	3,000	8,250	3,700	1,920		156,676
Purchase	-								(7,000)		(7,000)	(18,000)										(32,000)
Ending Balance	**96,957**	**7,833**	**153,251**	**140,000**	**278,266**	**146,000**	**9,144**	**5,250**	**-**	**5,250**	**-**	**-**	**9,500**	**2,100**	**11,133**	**21,383**	**3,000**	**32,088**	**14,800**	**3,840**	**5,907**	**945,702**
FY 2025																						
Interest Income	761				3,383																2,910	7,054
Shared Contribution	25,000	7,833	6,749	5,000	46,000	36,500	2,286	750	800	750	800	1,000	1,500	700	1,933	4,803	3,000	8,250	3,700	1,920		159,274
Purchase			(160,000)																			(160,000)
Ending Balance	**122,718**	**15,666**	**-**	**145,000**	**327,649**	**182,500**	**11,430**	**6,000**	**800**	**6,000**	**800**	**1,000**	**11,000**	**2,800**	**13,066**	**26,186**	**6,000**	**40,338**	**18,500**	**5,760**	**8,817**	**952,030**
FY 2026																						
Interest Income	761				3,158										1						2,760	6,680
Shared Contribution	25,000	7,833	12,500	5,000	46,000	36,500	2,286	750	800	750	800	1,000	1,500	700	1,933	4,803	3,000	8,250	3,700	1,920		165,025
Purchase															(15,000)							(15,000)
Ending Balance	**148,479**	**23,499**	**12,500**	**150,000**	**376,807**	**219,000**	**13,716**	**6,750**	**1,600**	**6,750**	**1,600**	**2,000**	**12,500**	**3,500**	**-**	**30,989**	**9,000**	**48,588**	**22,200**	**7,680**	**11,577**	**1,108,735**
FY 2027																						
Interest Income	761				-																6,122	6,883
Shared Contribution	25,000	7,833	12,500	5,000	46,000	36,500	2,286	750	800	750	800	1,000	1,500	700	800	4,803	3,000	8,250	3,700	1,920		163,892
Purchase							(16,000)	(7,500)		(7,500)										(9,600)		(40,600)
Ending Balance	**174,240**	**31,332**	**25,000**	**155,000**	**422,807**	**255,500**	**2**	**-**	**2,400**	**-**	**2,400**	**3,000**	**14,000**	**4,200**	**800**	**35,792**	**12,000**	**56,838**	**25,900**	**-**	**17,699**	**1,238,910**
FY 2028																						
Interest Income	760			-	11,470																160	12,390
Shared Contribution	25,000	7,833	12,500	5,000	46,000	36,500	2,286	800	800	800	800	1,000	1,500	700	800	4,803	3,000	8,250	3,700	1,920		163,992
Purchase	(200,000)			(160,000)																		(360,000)
Ending Balance	**-**	**39,165**	**37,500**	**-**	**480,277**	**292,000**	**2,288**	**800**	**3,200**	**800**	**3,200**	**4,000**	**15,500**	**4,900**	**1,600**	**40,595**	**15,000**	**65,088**	**29,600**	**1,920**	**17,859**	**1,055,292**
FY 2029																						
Interest Income		2			10,358																200	10,560
Shared Contribution	26,000	7,833	12,500	12,500	46,000	36,500	2,286	800	800	800	800	1,000	1,500	700	800	4,803	3,000	8,250	3,700	1,920		172,492
Purchase		(47,000)				-																(47,000)
Ending Balance	**26,000**	**-**	**50,000**	**12,500**	**536,635**	**328,500**	**4,574**	**1,600**	**4,000**	**1,600**	**4,000**	**5,000**	**17,000**	**5,600**	**2,400**	**45,398**	**18,000**	**73,338**	**33,300**	**3,840**	**18,059**	**1,191,344**
FY 2030																						
Interest Income					11,680																240	11,920
Shared Contribution	26,000	8,167	12,500	12,500	46,000	36,500	2,286	800	800	800	800	1,000	1,500	700	800	4,803	3,000	8,250	3,700	1,920		172,826
Northville Contribution																						-
Purchase						(365,000)													(37,000)			(402,000)
Ending Balance	**52,000**	**8,167**	**62,500**	**25,000**	**594,315**	**-**	**6,860**	**2,400**	**4,800**	**2,400**	**4,800**	**6,000**	**18,500**	**6,300**	**3,200**	**50,201**	**21,000**	**81,588**	**-**	**5,760**	**18,299**	**974,090**
FY 2031																						
Interest Income					9,460																290	9,750
Shared Contribution	26,000	8,167	12,500	12,500	46,000	36,500	2,286	800	800	800	800	1,000	1,500	700	800	4,803	3,000	8,250	4,000	1,920		173,126
Purchase													(20,000)	(7,000)		(55,000)						(82,000)

	Turnout Gear w/ Helmets & Boots	Pagers	SCBA System Station 2	SCBA System Station 1	Aerial Truck (Shared)	Radios	Toughbooks (4)	Thermal Imaging Camera Station #1	Thermal Imaging Camera Station #1	Thermal Imaging Camera Station #2	Thermal Imaging Camera Station #2	Hydraulic Rescue Tools Station #1	Hydraulic Rescue Tools Station #2	AED's (4)	Washer/ Extractor	SCBA Compressor, Cascade, & Fill Station	SCBA Compressor, Cascade, & Fill Station	Hoses	Chest Compression Devices	Gas Monitors	Shared Contingency	Total
Year Acquired	2020	2017	2011	2014	2016	2020	2020	2017	2011	2017	2011	1980	2011	2021	2001	2011		2020	2020	2022		
Average Life	8	6	14	14	25	10	7	10	10	10	10	20	20	10	25	20	20	20	10	5		
1st Replacement Cost	$ 200,000	$ 45,000	$ 160,000	$ 160,000	$ 1,300,000	$ 365,000	$ 16,000	$ 7,500	$ 7,000	$ 7,500	$ 7,000	$ 18,000	$ 20,000	$ 7,000	$ 15,000	$ 55,000	$ 15,000	$ 238,384	$ 32,017	$ 4,800		
2nd Replacement Cost	$ 208,000	$ 47,000	$ 175,000	$ 175,000		$ 365,000	$ 16,000	$ 8,000	$ 8,000	$ 8,000	$ 8,000	$ 20,000	$ 25,000	$ 8,000	$ 20,000	$ 60,000	$ 60,000	$ 165,000	$ 37,000	$ 9,600		
Year of Replacement - 1	2028	2023	2025	2028	2041	2030	2027	2027	2024	2027	2024	2024	2031	2031	2026	2031	2023	2040	2030	2022		
Year of Replacement - 2	2036	2029	2039	2042		2040	2034	2037	2034	2037	2034	2044	2051	2039	2051	2051	2043		2040	2027		
Year of Replacement - 3	2044	2035																		2032		
Year of Replacement - 4	2052	2041																		2037		
Ending Balance	**78,000**	**16,334**	**75,000**	**37,500**	**649,775**	**36,500**	**9,146**	**3,200**	**5,600**	**3,200**	**5,600**	**7,000**	**-**	**-**	**4,000**	**4**	**24,000**	**89,838**	**4,000**	**7,680**	**18,589**	**1,074,966**
FY 2032																						
Interest Income					10,430																320	10,750
Shared Contribution	26,000	8,167	12,500	12,500	47,000	36,500	2,286	800	800	800	800	1,000	1,250	800	800	3,000	3,000	8,250	4,000	1,920		172,173
Purchase																				(9,600)		(9,600)
Ending Balance	**104,000**	**24,501**	**87,500**	**50,000**	**707,205**	**73,000**	**11,432**	**4,000**	**6,400**	**4,000**	**6,400**	**8,000**	**1,250**	**800**	**4,800**	**3,004**	**27,000**	**98,088**	**8,000**	**-**	**18,909**	**1,248,289**
FY 2033																						
Interest Income					12,130																360	12,490
Shared Contribution	26,000	8,167	12,500	12,500	48,000	36,500	2,286	800	800	800	800	1,000	1,250	800	800	3,000	3,000	8,250	4,000	2,000		173,253
Purchase																						-
Ending Balance	**130,000**	**32,668**	**100,000**	**62,500**	**767,335**	**109,500**	**13,718**	**4,800**	**7,200**	**4,800**	**7,200**	**9,000**	**2,500**	**1,600**	**5,600**	**6,004**	**30,000**	**106,338**	**12,000**	**2,000**	**19,269**	**1,434,032**
FY 2034																						
Interest Income					13,950																400	14,350
Shared Contribution	26,000	8,167	12,500	12,500	48,000	36,500	2,286	800	800	800	800	1,000	1,250	800	800	3,000	3,000	8,250	4,000	2,000		173,253
Purchase							(16,000)		(8,000)		(8,000)											(32,000)
Ending Balance	**156,000**	**40,835**	**112,500**	**75,000**	**829,285**	**146,000**	**4**	**5,600**	**-**	**5,600**	**-**	**10,000**	**3,750**	**2,400**	**6,400**	**9,004**	**33,000**	**114,588**	**16,000**	**4,000**	**19,669**	**1,589,635**
FY 2035																						
Interest Income		-			15,470																430	15,900
Shared Contribution	26,000	8,167	12,500	12,500	48,000	36,500	2,286	800	800	800	800	1,000	1,250	800	800	3,000	3,000	8,250	4,000	2,000		173,253
Purchase		(49,000)																				(49,000)
Ending Balance	**182,000**	**2**	**125,000**	**87,500**	**892,755**	**182,500**	**2,290**	**6,400**	**800**	**6,400**	**800**	**11,000**	**5,000**	**3,200**	**7,200**	**12,004**	**36,000**	**122,838**	**20,000**	**6,000**	**20,099**	**1,729,788**
FY 2036																						
Interest Income					16,830																470	17,300
Shared Contribution	26,000	8,167	12,500	12,500	48,000	36,500	2,286	800	800	800	800	1,000	1,250	800	800	3,000	3,000	8,250	4,000	2,000		173,253
Purchase	(208,000)																					(208,000)
Ending Balance	**-**	**8,169**	**137,500**	**100,000**	**957,585**	**219,000**	**4,576**	**7,200**	**1,600**	**7,200**	**1,600**	**12,000**	**6,250**	**4,000**	**8,000**	**15,004**	**39,000**	**131,088**	**24,000**	**8,000**	**20,569**	**1,712,341**
FY 2037																						
Interest Income					16,620																510	17,130
Shared Contribution	26,000	8,167	12,500	12,500	48,000	36,500	2,286	800	800	800	800	1,000	1,250	800	800	3,000	3,000	8,500	4,000	2,000		173,503
Purchase								(8,000)		(8,000)										(10,000)		(26,000)
Ending Balance	**26,000**	**16,336**	**150,000**	**112,500**	**1,022,205**	**255,500**	**6,862**	**-**	**2,400**	**-**	**2,400**	**13,000**	**7,500**	**4,800**	**8,800**	**18,004**	**42,000**	**139,588**	**28,000**	**-**	**21,079**	**1,876,974**
FY 2038																						
Interest Income					18,230																540	18,770
Shared Contribution	26,000	8,167	12,500	12,500	48,000	36,500	2,286	850	800	850	800	1,000	1,250	800	800	3,000	3,000	8,500	4,000	2,000		173,603
Purchase	-																					-
Ending Balance	**52,000**	**24,503**	**162,500**	**125,000**	**1,088,435**	**292,000**	**9,148**	**850**	**3,200**	**850**	**3,200**	**14,000**	**8,750**	**5,600**	**9,600**	**21,004**	**45,000**	**148,088**	**32,000**	**2,000**	**21,619**	**2,069,347**
FY 2039																						
Interest Income			-		20,120																580	20,700
Shared Contribution	26,000	8,167	12,500	12,500	48,000	36,500	2,286	850	800	850	800	1,000	1,250	800	800	3,000	3,000	8,500	4,000	2,000		173,603
Purchase			(175,000)																			(175,000)
Ending Balance	**78,000**	**32,670**	**-**	**137,500**	**1,156,555**	**328,500**	**11,434**	**1,700**	**4,000**	**1,700**	**4,000**	**15,000**	**10,000**	**6,400**	**10,400**	**24,004**	**48,000**	**156,588**	**36,000**	**4,000**	**22,199**	**2,088,650**
FY 2040																						
Interest Income			-		20,358													(88)			620	20,890
Shared Contribution	26,000	8,167	12,500	12,500	48,000	36,500	2,286	850	800	850	800	1,000	1,250	800	800	3,000	3,000	8,500	4,000	2,000		173,603
Purchase			-			(365,000)						-						(165,000)	(40,000)			(570,000)
Ending Balance	**104,000**	**40,837**	**12,500**	**150,000**	**1,224,913**	**-**	**13,720**	**2,550**	**4,800**	**2,550**	**4,800**	**16,000**	**11,250**	**7,200**	**11,200**	**27,004**	**51,000**	**-**	**-**	**6,000**	**22,819**	**1,713,143**
FY 2041																						
Interest Income		(4)	-		16,490		(6)														660	17,140
Shared Contribution	26,000	8,167	12,500	12,500	48,428	36,500	2,286	850	800	850	800	1,000	1,250	800	800	3,000	3,000	8,250	4,000	2,000		173,781

	Turnout Gear w/ Helmets & Boots	Pagers	SCBA System Station 2	SCBA System Station 1	Aerial Truck (Shared)	Radios	Toughbooks (4)	Thermal Imaging Camera Station #1	Thermal Imaging Camera Station #1	Thermal Imaging Camera Station #2	Thermal Imaging Camera Station #2	Hydraulic Rescue Tools Station #1	Hydraulic Rescue Tools Station #2	AED's (4)	Washer/ Extractor	SCBA Compressor, Cascade, & Fill Station	SCBA Compressor, Cascade, & Fill Station	Hoses	Chest Compression Devices	Gas Monitors	Shared Contingency	Total
Year Acquired	2020	2017	2011	2014	2016	2020	2020	2017	2011	2017	2011	1980	2011	2021	2001	2011		2020	2020	2022		
Average Life	8	6	14	14	25	10	7	10	10	10	10	20	20	10	25	20	20	20	10	5		
1st Replacement Cost	$ 200,000	$ 45,000	$ 160,000	$ 160,000	$ 1,300,000	$ 365,000	$ 16,000	$ 7,500	$ 7,000	$ 7,500	$ 7,000	$ 18,000	$ 20,000	$ 7,000	$ 15,000	$ 55,000	$ 15,000	$ 238,384	$ 32,017	$ 4,800		
2nd Replacement Cost	$ 208,000	$ 47,000	$ 175,000	$ 175,000		$ 365,000	$ 16,000	$ 8,000	$ 8,000	$ 8,000	$ 8,000	$ 20,000	$ 25,000	$ 8,000	$ 20,000	$ 60,000	$ 60,000	$ 165,000	$ 37,000	$ 9,600		
Year of Replacement - 1	2028	2023	2025	2028	2041	2030	2027	2027	2024	2027	2024	2024	2031	2031	2026	2031	2023	2040	2030	2022		
Year of Replacement - 2	2036	2029	2039	2042		2040	2034	2037	2034	2037	2034	2044	2051	2039	2051	2051	2043		2040	2027		
Year of Replacement - 3	2044	2035																		2032		
Year of Replacement - 4	2052	2041																		2037		
Purchase		(49,000)	-		(1,300,000)		(16,000)							(8,000)				-				(1,373,000)
Ending Balance	**130,000**	**-**	**25,000**	**162,500**	**(10,169)**	**36,500**	**-**	**3,400**	**5,600**	**3,400**	**5,600**	**17,000**	**12,500**	**-**	**12,000**	**30,004**	**54,000**	**8,250**	**4,000**	**8,000**	**23,479**	**531,064**

Police Equipment Replacement Fund

20 Year Plan

	(6) Patrol Vehicles incl. setup	Vehicle Setup & Conversions	Side Arms	Patrol Rilfes	Shotguns	LIDAR Radar	MDC's	In-car Cameras, Body Cams, Server	Speed Trailer & Signs	Radar	Tasers	800 Mhz Radios	AED's	Laptop	MDC Modems	Shields	Gas Masks	Key Fob Access	Contingency/ Other	Totals
Fiscal Year Acquired	Annually		2020	2018	2017	2015	2020	2020	2017	2017	2016	2015-2016	2017	2017	2020	2019	2022	2023		
Average Life in Years	3		8	10	10	7	5	5	10	7	5	7	7	4	5	10	15			
Quantity	1 every other year		15	3	6	1	6	6 / 13	2	6	13		3	1	6	1	13			
Unit Price	$40,000		$800	$1,100	$600	$5,000	$5,000		$4,000	$2,400	$1,769	$90,000	$2,000	$694	$1,100	$3,200	$1,000	$12,000		
1st Replacement Cost	$40,000		$13,000	$3,300	$3,600	$5,000	$30,000	$90,000	$4,000	$14,400	$23,000	$90,000	$ 6,000	$ 800	$ 6,600	$ 3,200	$ 13,000			
Year of Replacement - 1	2022		2028	2028	2027	2022	2025	2025	2027	2025	2022	2025-2027	2024	2022	2025	2029	2037	2023		
Year of Replacement - 2	2023		2036	2038	2037	2029	2030	2030	2037	2032	2027	2032-2034	2031	2026	2030	2039				
Year of Replacement - 3	2024		2044			2036	2035	2035		2039	2032	2039-2041	2038	2030	2035					
Year of Replacement - 4	2025					2043	2040	2040			2037			2034	2040					
FY22 Ending Balance	**48,324**	**(0)**	**3,250**	**1,320**	**1,800**	**5,000**	**12,000**	**36,000**	**2,000**	**9,118**	**9,043**	**62,011**	**3,860**	**(0)**	**2,640**	**960**	**-**	**6,000**	**29,504**	**230,412**
FY 2023																				
Operating Transfers	-	14,500	1,625	330	360	714	6,000	18,000	400	2,191	4,600	6,770	770	200	1,320	320	867	8,000	33	67,000
Reallocation	(7,898)	472						1,000	12,534									4,435	(10,543)	-
Interest Earnings																			3,545	3,545
Grants		178																		178
Sale of Assets																			6,935	6,935
Purchase	(40,426)	(15,150)						(1,000)	(12,534)			-	-					(18,435)		(87,545)
Ending Balance	**-**	**(0)**	**4,875**	**1,650**	**2,160**	**5,714**	**18,000**	**54,000**	**2,400**	**11,309**	**13,643**	**68,781**	**4,630**	**200**	**3,960**	**1,280**	**867**	**-**	**29,474**	**220,525**
FY 2024																				
Operating Transfers	21,000	7,250	1,625	330	360	714	6,000	18,000	400	1,500	2,340	6,770	770	200	1,320	320	867		234	70,000
Interest Earnings													600						2,545	3,145
Purchase	-		-					(30,000)				(2,000)	(6,000)							(38,000)
Ending Balance	**21,000**	**7,250**	**6,500**	**1,980**	**2,520**	**6,428**	**24,000**	**42,000**	**2,800**	**12,809**	**15,983**	**73,551**	**-**	**400**	**5,280**	**1,600**	**1,734**	**-**	**32,253**	**255,670**
FY 2025																				
Operating Transfers	21,000	7,250	1,625	330	360	714	6,000	18,000	400	1,500	2,340	6,770	857	200	1,320	320	867		147	70,000
Reallocation								10,000		-									(10,000)	-
Interest Earnings										91									2,354	2,445
Purchase	(42,000)	(14,500)					(30,000)	(70,000)		(14,400)		(30,000)			(6,600)					(207,500)
Ending Balance	**-**	**(0)**	**8,125**	**2,310**	**2,880**	**7,142**	**-**	**-**	**3,200**	**-**	**18,323**	**50,321**	**857**	**600**	**-**	**1,920**	**2,601**	**-**	**24,754**	**120,615**
FY 2026																				
Operating Transfers	21,500	7,500	1,625	330	360	714	6,200	19,000	400	2,286	2,340	6,770	857	200	1,320	320	867		411	73,000
Interest Earnings																			2,445	2,445
Purchase	-							-				(30,000)								(30,000)
Ending Balance	**21,500**	**7,500**	**9,750**	**2,640**	**3,240**	**7,856**	**6,200**	**19,000**	**3,600**	**2,286**	**20,663**	**27,091**	**1,714**	**800**	**1,320**	**2,240**	**3,468**	**-**	**27,610**	**166,060**
FY 2027																				
Operating Transfers	21,500	7,500	1,625	330	360	714	6,200	19,000	400	2,286	2,340	6,770	857	200	1,320	320	867		411	73,000
Interest Earnings																			2,445	2,445
Purchase	(43,000)	(15,000)			(3,600)				(4,000)		(23,000)	(30,000)		(1,000)						(119,600)
Ending Balance	**-**	**(0)**	**11,375**	**2,970**	**-**	**8,570**	**12,400**	**38,000**	**-**	**4,572**	**3**	**3,861**	**2,571**	**(0)**	**2,640**	**2,560**	**4,335**	**-**	**30,466**	**121,905**
FY 2028																				
Operating Transfers	22,000	7,500	1,625	330	360	714	6,200	19,000	500	2,286	4,600	12,367	857	250	1,320	320	867		904	82,000
Interest Earnings																			2,689	2,689
Purchase	-		(13,000)	(3,300)																(16,300)
Ending Balance	**22,000**	**7,500**	**-**	**-**	**360**	**9,284**	**18,600**	**57,000**	**500**	**6,858**	**4,603**	**16,228**	**3,428**	**250**	**3,960**	**2,880**	**5,202**	**-**	**34,059**	**190,294**
FY 2029																				
Operating Transfers	22,000	7,500	1,625	330	360	716	6,200	19,000	500	2,286	4,600	12,367	857	250	1,320	320	867		902	82,000
Interest Earnings																			4,057	4,057
Purchase	(44,000)	(15,000)				(5,000)		-				-				(3,200)				(67,200)
Ending Balance	**-**	**(0)**	**1,625**	**330**	**720**	**5,000**	**24,800**	**76,000**	**1,000**	**9,144**	**9,203**	**28,595**	**4,285**	**500**	**5,280**	**-**	**6,069**	**-**	**39,018**	**209,151**
FY 2030																				

	(6) Patrol Vehicles incl. setup	Vehicle Setup & Conversions	Side Arms	Patrol Rilfes	Shotguns	LIDAR Radar	MDC's	In-car Cameras, Body Cams, Server	Speed Trailer & Signs	Radar	Tasers	800 Mhz Radios	AED's	Laptop	MDC Modems	Shields	Gas Masks	Key Fob Access	Contingency/ Other	Totals
Fiscal Year Acquired	Annually		2020	2018	2017	2015	2020	2020	2017	2017	2016	2015-2016	2017	2017	2020	2019	2022	2023		
Average Life in Years	3		8	10	10	7	5	5	10	7	5	7	7	4	5	10	15			
Quantity	1 every other year		15	3	6	1	6	6 / 13	2	6	13		3	1	6	1	13			
Unit Price	$40,000		$800	$1,100	$600	$5,000	$5,000		$4,000	$2,400	$1,769	$90,000	$2,000	$694	$1,100	$3,200	$1,000	$12,000		
1st Replacement Cost	$40,000		$13,000	$3,300	$3,600	$5,000	$30,000	$90,000	$4,000	$14,400	$23,000	$90,000	$ 6,000	$ 800	$ 6,600	$ 3,200	$ 13,000			
Year of Replacement - 1	2022		2028	2028	2027	2022	2025	2025	2027	2025	2022	2025-2027	2024	2022	2025	2029	2037	2023		
Year of Replacement - 2	2023		2036	2038	2037	2029	2030	2030	2037	2032	2027	2032-2034	2031	2026	2030	2039				
Year of Replacement - 3	2024		2044			2036	2035	2035		2039	2032	2039-2041	2038	2030	2035					
Year of Replacement - 4	2025					2043	2040	2040			2037			2034	2040					
Operating Transfers	22,500	7,750	1,625	330	360	714	6,200	19,000	500	2,286	4,600	12,367	857	250	1,320	320	867		154	82,000
Interest Earnings																			4,434	4,434
Purchase							(31,000)	(95,000)				-			(6,600)					(132,600)
Ending Balance	**22,500**	**7,750**	**3,250**	**660**	**1,080**	**5,714**	**-**	**-**	**1,500**	**11,430**	**13,803**	**40,962**	**5,142**	**750**	**-**	**320**	**6,936**	**-**	**43,606**	**162,985**
FY 2031																				
Operating Transfers	22,500	7,750	1,625	330	360	714	6,400	20,000	500	2,284	4,600	12,367	858	250	1,320	320	867		955	84,000
Interest Earnings																			3,510	3,510
Purchase	(45,000)	(15,500)								-	-		(6,000)	(1,000)						(67,500)
Ending Balance	**-**	**(0)**	**4,875**	**990**	**1,440**	**6,428**	**6,400**	**20,000**	**2,000**	**13,714**	**18,403**	**53,329**	**-**	**(0)**	**1,320**	**640**	**7,803**	**-**	**48,071**	**182,995**
FY 2032																				
Operating Transfers	23,000	7,750	1,625	330	360	714	6,400	20,000	500	2,300	4,600	12,367	890	250	1,320	320	867		407	84,000
Interest Earnings																			3,911	3,911
Purchase										(16,000)	(23,000)	(30,000)								(69,000)
Ending Balance	**23,000**	**7,750**	**6,500**	**1,320**	**1,800**	**7,142**	**12,800**	**40,000**	**2,500**	**14**	**3**	**35,696**	**890**	**250**	**2,640**	**960**	**8,670**	**-**	**52,389**	**201,906**
FY 2033																				
Operating Transfers	23,000	7,750	1,625	330	360	714	6,400	20,000	500	2,300	4,600	12,367	890	250	1,320	320	867		407	84,000
Interest Earnings																			4,289	4,289
Purchase	(46,000)	(15,500)					-					(30,000)								(91,500)
Ending Balance	**-**	**(0)**	**8,125**	**1,650**	**2,160**	**7,856**	**19,200**	**60,000**	**3,000**	**2,314**	**4,603**	**18,063**	**1,780**	**500**	**3,960**	**1,280**	**9,537**	**-**	**57,085**	**198,695**
FY 2034																				
Operating Transfers	23,500	8,000	1,625	330	360	714	6,400	20,000	500	2,300	4,600	12,367	890	250	1,320	320	867		657	85,000
Interest Earnings																			4,225	4,225
Purchase			-									(30,000)								(30,000)
Ending Balance	**23,500**	**8,000**	**9,750**	**1,980**	**2,520**	**8,570**	**25,600**	**80,000**	**3,500**	**4,614**	**9,203**	**430**	**2,670**	**750**	**5,280**	**1,600**	**10,404**	**-**	**61,967**	**257,920**
FY 2035																				
Operating Transfers	23,500	8,000	1,625	330	360	714	6,400	20,000	500	2,300	4,600	12,857	890	250	1,320	320	867		167	85,000
Interest Earnings																			5,409	5,409
Purchase	(47,000)	(16,000)					(32,000)	(100,000)						(1,000)	(6,600)					(202,600)
Ending Balance	**-**	**(0)**	**11,375**	**2,310**	**2,880**	**9,284**	**-**	**-**	**4,000**	**6,914**	**13,803**	**13,287**	**3,560**	**(0)**	**-**	**1,920**	**11,271**	**-**	**67,543**	**145,729**
FY 2036																				
Operating Transfers	24,000	8,000	1,625	330	360	716	6,600	20,000	500	2,300	4,600	12,857	890	250	1,320	320	867		465	86,000
Interest Earnings																			3,165	3,165
Purchase			(13,000)			(5,000)						-								(18,000)
Ending Balance	**24,000**	**8,000**	**-**	**2,640**	**3,240**	**5,000**	**6,600**	**20,000**	**4,500**	**9,214**	**18,403**	**26,144**	**4,450**	**250**	**1,320**	**2,240**	**12,138**	**-**	**71,173**	**216,894**
FY 2037																				
Operating Transfers	24,000	8,000	1,625	330	360	714	6,600	20,000	500	2,300	4,600	12,857	890	250	1,320	320	862		472	86,000
Interest Earnings																			4,589	4,589
Purchase	(48,000)	(16,000)			(3,600)				(5,000)		(23,000)	-					(13,000)			(108,600)
Ending Balance	**-**	**(0)**	**1,625**	**2,970**	**-**	**5,714**	**13,200**	**40,000**	**-**	**11,514**	**3**	**39,001**	**5,340**	**500**	**2,640**	**2,560**	**-**	**-**	**76,234**	**198,883**
FY 2038																				
Operating Transfers	24,500	8,000	1,625	330	360	714	6,600	20,000	500	2,300	4,600	12,857	890	250	1,320	300	867		987	87,000

City of Northville
Police Department Capital Equipment - 20 Year Plan

	(6) Patrol Vehicles incl. setup	Vehicle Setup & Conversions	Side Arms	Patrol Rilfes	Shotguns	LIDAR Radar	MDC's	In-car Cameras, Body Cams, Server	Speed Trailer & Signs	Radar	Tasers	800 Mhz Radios	AED's	Laptop	MDC Modems	Shields	Gas Masks	Key Fob Access	Contingency/ Other	Totals
Fiscal Year Acquired	Annually		2020	2018	2017	2015	2020	2020	2017	2017	2016	2015-2016	2017	2017	2020	2019	2022	2023		
Average Life in Years	3		8	10	10	7	5	5	10	7	5	7	7	4	5	10	15			
Quantity	1 every other year		15	3	6	1	6	6 / 13	2	6	13		3	1	6	1	13			
Unit Price	$40,000		$800	$1,100	$600	$5,000	$5,000		$4,000	$2,400	$1,769	$90,000	$2,000	$694	$1,100	$3,200	$1,000	$12,000		
1st Replacement Cost	$40,000		$13,000	$3,300	$3,600	$5,000	$30,000	$90,000	$4,000	$14,400	$23,000	$90,000	$ 6,000	$ 800	$ 6,600	$ 3,200	$ 13,000			
Year of Replacement - 1	2022		2028	2028	2027	2022	2025	2025	2027	2025	2022	2025-2027	2024	2022	2025	2029	2037	2023		
Year of Replacement - 2	2023		2036	2038	2037	2029	2030	2030	2037	2032	2027	2032-2034	2031	2026	2030	2039				
Year of Replacement - 3	2024		2044			2036	2035	2035		2039	2032	2039-2041	2038	2030	2035					
Year of Replacement - 4	2025					2043	2040	2040			2037			2034	2040					
Interest Earnings																			4,228	4,228
Purchase				(3,300)						-			(6,230)							(9,530)
Ending Balance	**24,500**	**8,000**	**3,250**	**-**	**360**	**6,428**	**19,800**	**60,000**	**500**	**13,814**	**4,603**	**51,858**	**-**	**750**	**3,960**	**2,860**	**867**	**-**	**81,449**	**280,581**
FY 2039																				
Operating Transfers	24,500	8,000	1,625	330	360	714	6,600	20,000	500	2,300	4,600	12,857	900	250	1,320	300	867		977	87,000
Interest Earnings																			5,862	5,862
Purchase	(49,000)	(16,000)								(16,000)		(30,000)	-	(1,000)						(112,000)
Ending Balance	**-**	**(0)**	**4,875**	**330**	**720**	**7,142**	**26,400**	**80,000**	**1,000**	**114**	**9,203**	**34,715**	**900**	**(0)**	**5,280**	**3,160**	**1,734**	**-**	**88,288**	**261,443**
FY 2040																				
Operating Transfers	25,000	8,000	1,625	330	360	714	6,600	20,000	500	2,300	4,600	12,857	900	250	1,320	300	867		477	87,000
Interest Earnings																			5,480	5,480
Purchase						-	(33,000)	(100,000)		-		(30,000)	-		(6,600)	(3,460)				(173,060)
Ending Balance	**25,000**	**8,000**	**6,500**	**660**	**1,080**	**7,856**	**-**	**-**	**1,500**	**2,414**	**13,803**	**17,572**	**1,800**	**250**	**-**	**-**	**2,601**	**-**	**94,245**	**180,863**
FY 2041																				
Operating Transfers	25,000	8,000	1,625	330	360	714	6,600	20,000	500	2,300	4,600	12,857	900	250	1,320	300	867		477	87,000
Interest Earnings																			3,868	3,868
Purchase	(50,000)	(16,000)								-		(30,000)	-							(96,000)
Ending Balance	**-**	**(0)**	**8,125**	**990**	**1,440**	**8,570**	**6,600**	**20,000**	**2,000**	**4,714**	**18,403**	**429**	**2,700**	**500**	**1,320**	**300**	**3,468**	**-**	**98,590**	**175,731**